

Solid Phase Extraction and Flash Chromatography



CHROMABOND® phases and accessories for SPE	1 - 42
High-throughput SPE and Flash chromatography	43 - 52

Sample Clarification



CHROMAFIL® syringe filters	56 - 63
----------------------------	---------

Vials and Accessories



Crimp top vials and caps	64 - 75
Screw thread vials and caps	76 - 79
Autosampler compatibility	80 - 83

Liquid Chromatography




Columns for HPLC	85 - 158
Packings for liquid chromatography	159 - 167

Thin Layer Chromatography



Plates, kits and adsorbents for TLC	169 - 197
-------------------------------------	-----------

Gas Chromatography



Capillary columns for GC	198 - 236
Reagents for GC	237 - 247
Accessories for GC	248 - 254

Appendices

USP lists, product and subject index, trademarks, index of catalogue numbers	255 - 279
---	-----------



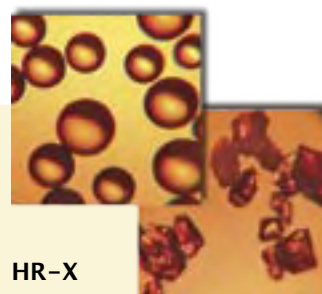
New products for SPE and filtration

Sample Preparation

CHROMABOND® HR-X innovative polymer phase for pharmaceutical applications

- state-of-the-art spherical polymer
 - broad spectrum of application with special suitability for enrichment of pharmaceuticals from biological matrices
 - ideal flow properties due to low content of particulate matter
- optimised pore structure and high specific surface
 - high loadability and outstanding elution properties
 - low solvent consumption
 - rapid, economical analyses
- high-purity adsorber material
 - allows highest reproducibility with extremely low blind values
 - reliable analyses at ultra trace level
 - no method adaptation for new batches necessary

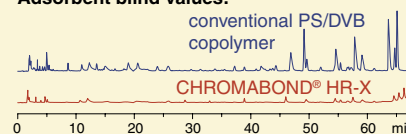
page 10



HR-X

conventional PS/DVB copolymer

Adsorbent blind values:



ask for a free sample

CHROMABOND® BIGpacks

- the new value packs
- 250 cartridges economically packed
- save effort and money

pages 11 - 38



CHROMAFIL® Xtra syringe filters

- syringe filters labelled for method validation and certification
- Xtra:** imprint for direct identification of the membrane type, diameter and pore size
- Xtra:** new, low bleeding PP housing
- Xtra:** colour-free plain polypropylene, no risk of interaction with colour pigments

pages 57 - 61



ask for a free sample

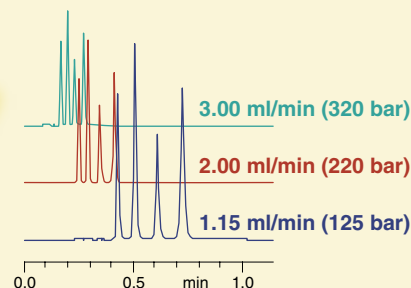


NUCLEODUR® phases with 1.8 µm particles

for increased separation efficiency

- ⬢ decrease of analysis time (ultra fast HPLC)
- ⬢ shorter columns with high separation efficiency
- ⬢ significant improvement of resolution
- ⬢ increased detection sensitivity
- ⬢ suitable for LC/MS due to low bleeding characteristics
- ⬢ all NUCLEODUR® premium phases are available in 1.8 µm: C₁₈ Gravity, C₈ Gravity, C₁₈ Isis, C₁₈ Pyramid, Sphinx RP
- ⬢ NUCLEODUR® 1.8 µm particles are fractionated to limit the increase in back pressure

page
90

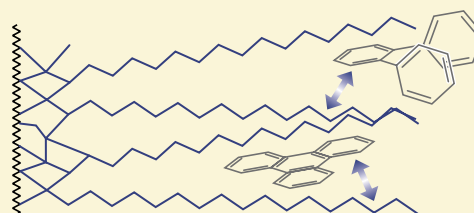


NUCLEODUR® C₁₈ Isis

phase with high steric selectivity

- ⬢ C₁₈ phase with special polymeric, crosslinked surface modification · USP L1
- ⬢ exceptional steric selectivity
- ⬢ outstanding surface deactivation
- ⬢ suitable for LC/MS due to low bleeding characteristics
- ⬢ pH stability 1 - 10
- ⬢ broad range of applications: steroids, (*o,p,m*-) substituted aromatics, fat-soluble vitamins

page
96

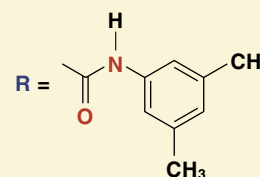
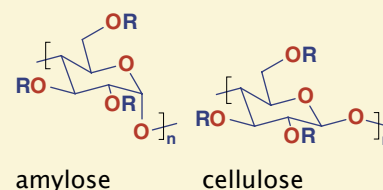


NUCLEOCEL ALPHA NUCLEOCEL DELTA

enantiomer separation based on amylose and cellulose derivatives

- ⬢ chiral selector amylose tris-(3,5-dimethylphenylcarbamate), USP L51 or cellulose tris-(3,5-dimethylphenylcarbamate), USP L40
- available particle sizes:
5 µm for NUCLEOCEL ALPHA, 5 and 10 µm for NUCLEOCEL DELTA
- available as normal phase and reversed phase columns
- ⬢ recommended applications: pharmaceutically active compounds, chiral pollutants (e.g. herbicides, PCB), chiral compounds in food (dyes, pre-servatives), chiral catalysts and bioorganic compounds

pages
134/135

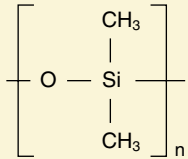




New phases for GC

OPTIMA® 1 MS Accent

100 % dimethylpolysiloxane



page 207

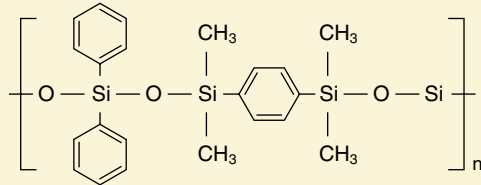
increased sensitivity due to an unmatched low background level

USP G1 / G2 / G38

- selectivity equal to OPTIMA® 1
- lowest column bleed**, nonpolar phase, ideal for ion trap and quadrupol MS detectors
- perfect inertness for basic compounds
- application areas: all-round phase for environmental analyses, trace analyses, EPA methods, pesticides, PCB, food and drug analyses
- similar phases: Ultra-1, DB-1 MS, HP-1 MS, Rtx-1 MS, Equity-1, AT-1 MS, VF-1 MS, CP-Sil 5 CB MS

OPTIMA® 5-MS Accent

5 type silarylene phase



page 210

increased sensitivity due to an unmatched low background level

- chemically bonded, cross-linked silarylene phase with polarity similar to a 5 % diphenyl – 95 % dimethylpolysiloxane phase
- lowest column bleed**, nonpolar phase, suited for ion trap and quadrupol MS detectors
- application areas: all-round phase for environmental analyses, trace analyses, EPA methods, pesticides, PCB, food and drug analyses
- similar phases: DB-5 MS, HP-5 MS, Ultra-2, Equity-5, CP-Sil 8 CB low bleed/MS, Rtx-5SIL-MS, Rtx-5 MS, 007-5 MS, BPX5, MDN-5S, AT-5 MS, VF-5 MS
- USP G27 / G36

OPTIMA® XLB

silarylene phase



page 211

- chemically bonded, cross-linked silarylene phase, optimised silarylene content for lowest column bleed
- lowest column bleed**, nonpolar phase, suited for ion trap and quadrupol MS detectors
- perfect inertness for basic compounds
- application areas: ultra low bleed phase, highly selective for environmental and trace analyses, pesticides
- best phase for PCB separations**
- similar phases: DB-XLB, Rtx-XLB, MDN-12, VF-XMS



Solid Phase Extraction (SPE)

Basic principles of SPE	2 - 6
CHROMABOND® phases for SPE	
Summary	7 - 9
Description of individual phases and products	10 - 39
SPE accessories	
Vacuum manifolds and accessories	40 - 41
Empty columns and accessories	42
High-throughput SPE	
Products for automated SPE	43
CHROMABOND® MULTI 96	44 - 45
Flash chromatography	
Packings for Flash chromatography	46
CHROMABOND® Flash safety system	47 - 49
CHROMABOND® Flash cartridges for specific instruments	50 - 51
Glass columns for low pressure flash chromatography	52
Phase separation	
CHROMABOND® PTS and PTL	53
Liquid-liquid extraction	
CHROMABOND® XTR	54 - 55

Sample Clarification

CHROMAFIL® syringe filters	56 - 62
CHROMABOND® MULTI 96 filter plates for filtration in 96-well format	63

Vials and Accessories

General information on vials and caps	64
Crimp top vials and caps · Crimpers and opening pliers	65 - 74
Special vials	75
Screw thread vials and screw caps	76 - 79
Autosampler compatibility	80 - 83
Vial containers · Products for doping control	84



Basic principles of SPE

Solid Phase Extraction

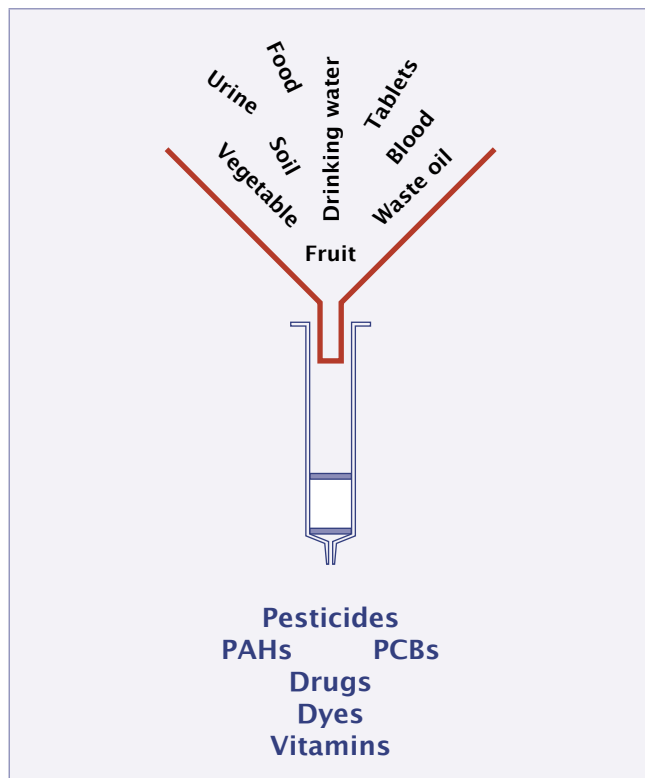


Solid phase extraction (SPE) is a powerful method for sample preparation and is used by most chromatographers today.

More than 20 years ago MACHEREY-NAGEL designed and introduced CHROMABOND® SPE cartridges containing silica-based adsorbents. Since then we developed the widest range of phases and products for SPE based on silica and polymeric materials.

SPE has capabilities in a broad range of applications:

- environmental analyses
- pharmaceutical and biochemical analyses
- organic chemistry
- food analysis



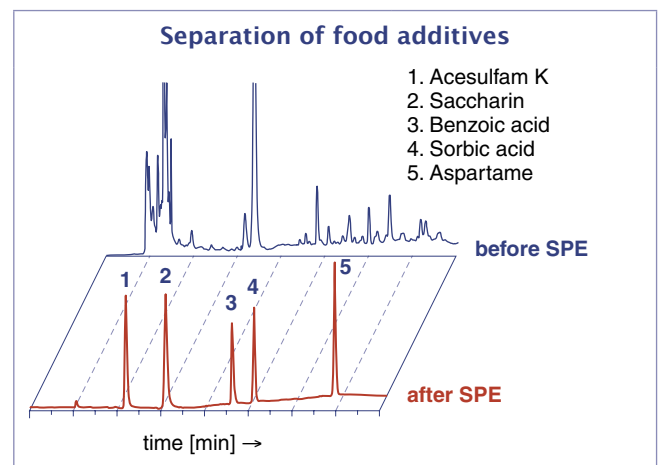
SPE is a form of digital (step-wise) chromatography designed to extract, partition, and/or adsorb one or more components from a liquid phase (sample) onto a stationary phase (adsorbent or resin). An adsorbed substance can be removed from the adsorbent by step-wise increase of elution strength of the eluent (step gradient technique). SPE extends a chromatographic system's lifetime, improves qualitative and quantitative analysis, and the demand placed on an analytical instrument is considerably lessened.

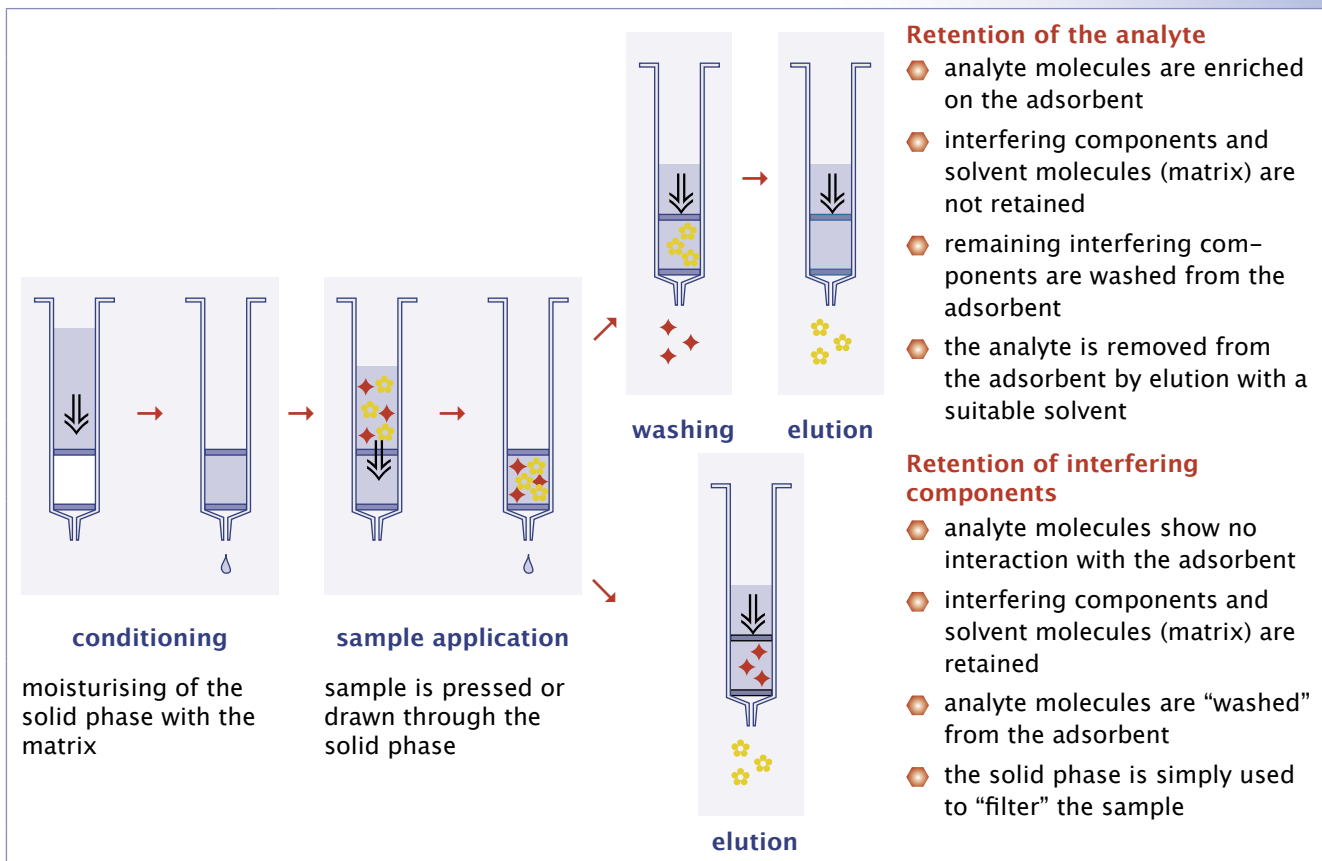
In general, SPE is used for three important purposes in state-of-the-art analyses:

- concentration of the analyte (up to factor 10.000 – increase of chromatographic sensibility / improved limits of detection)
- removal of interfering compounds (protection of subsequent analyses like HPLC, GC, TLC, UV or IR spectroscopy, ...)
- changing an analyte's environment to a simpler matrix more suitable for subsequent analyses

Advantages of SPE compared to classical liquid-liquid extraction:

- lower consumption of solvents
- faster – enormous time savings
- lower costs per sample
- potential for automation
- high consistency in individual sample handling
- more specific selectivity because of the broad range of adsorbents and different retention mechanisms
- optimisation of extraction by variation or adjusting of the solid phase and chromatographic conditions





Since analytes can be either adsorbed on the SPE packing material or directly flow through while the interfering substances are retained, two general separation procedures are possible – both cases are shown in the figure above.

Main steps of the SPE procedure

1. Conditioning of the adsorbent

Conditioning of the adsorbent is necessary in order to ensure reproducible interaction with the analyte. Conditioning, also called solvation, results in a wetting of the adsorbent and thus produces an environment, which is suitable for adsorption of the analyte. Nonpolar adsorbents are usually conditioned with 2 – 3 column volumes of a solvent, which is miscible with water (methanol, THF, 2-propanol etc.), followed by the solvent in which the analyte is dissolved (pure matrix, e.g. water, buffer). Polar adsorbents are conditioned with nonpolar solvents.

After the conditioning step the adsorbent bed **must not run dry**, because otherwise solvation is destroyed (de-conditioning).

2. Sample application (adsorption)

Sample application can be performed with positive or negative pressure with a flow rate of ~3 ml/min. Sample volumes vary from a few ml up to liters.

3. Washing of the adsorbent

Washing of the adsorbent is usually achieved with a special wash solution; however, in some cases it may not be necessary. If the polarity difference between wash solution and eluent is very large, or if both are not miscible, drying of the adsorbent bed after washing is recommended to improve elution and recovery.

4. Elution

Elution with a suitable eluent should not be too fast. The elution speed depends on the column or cartridge dimension and the quantity of adsorbent (about 1 ml/min).



Basic principles of SPE

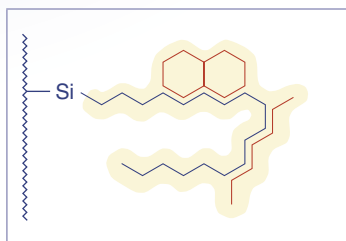
Molecular interactions in SPE

SPE adsorbents are most commonly categorised by the nature of their primary interaction mechanism with the analyte of interest. The three most common extraction mechanisms used in SPE are reversed phase (RP), normal phase (NP) and ion exchanger.

Typical extraction mechanisms

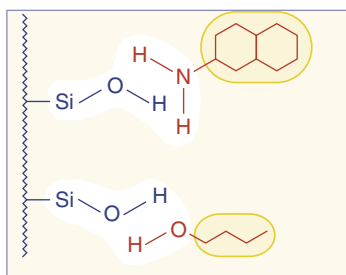
- Reversed Phase Extraction of hydrophobic or polar organic analytes from aqueous matrix
- Normal Phase Extraction of polar analytes from non-polar organic solvents
- Ion Exchanger Extraction of charged analytes from aqueous or non-polar organic samples

Types of retention mechanisms:



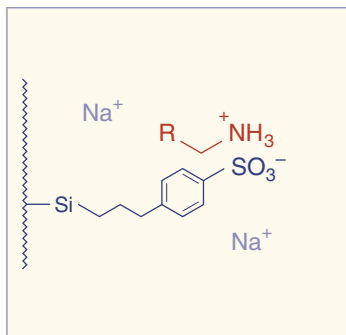
Nonpolar interactions

- silica-based: C18 ec, C18, C18 Hydra, C8, ...
- polymer-based: HR-P, HR-X, Easy, PS-RP
- interactions: hydrophobic
- sample: mostly aqueous
- elution: solvents with lower polarity (compared to water)
MeOH, CH₂Cl₂, CHCl₃, ... hexane



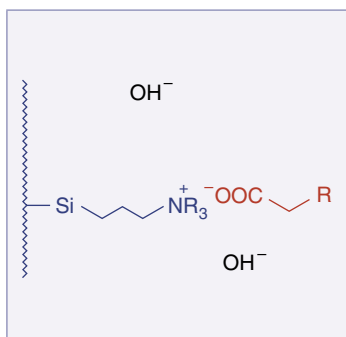
Polar interactions

- silica-based: SiOH, CN, NH₂, OH (diol), C₆H₅, ...
- other: Alox, Florisil®, ...
- interactions: hydrogen bonds, dipole-dipole and π-π interactions
- sample: mostly organic
- elution: polar solvents (compared to sample solvent)
(nonprotic) ethers, ketones (MTBE, THF, acetone, ...)
CH₂Cl₂, CHCl₃, ...



Cation exchangers

- silica-based: SA (SCX), PCA (WCX), PSA,
- polymer-based: PS-H⁺, ...
- interaction: between charged analytes and functional group of cation exchanger
- sample: aqueous (pH 3-5)
- elution: acidic: protic pH 2 (e.g. HCl, or 20% AcOH in MeOH/acetonitrile)
basic: pH 8-9 (e.g. 5% NH₃ in MeOH/acetonitrile)
solvents or buffers with higher ionic strength and counter ions with high selectivity (e.g. Ca²⁺, ...)



Anion exchangers

- silica-based: SB (SAX), NH₂, DMA, ...
- polymer-based: PS-OH⁻, ...
- interaction: between charged analytes and functional group of anion exchanger
- sample: aqueous (pH 8-9)
- elution: basic: pH 10 (e.g. 20% NH₃ in MeOH/acetonitrile)
acidic: pH 4-5 (e.g. HCl, or 5% AcOH in MeOH/acetonitrile)
solvents or buffers with higher ionic strength and counter ions with high selectivity (e.g. citrate, ...)

It should be noted, that in SPE the interactions described above are not found in pure form, but in combination. For example, modified silicas, unless they have been subjected to endcapping (silanisation of residual silanol groups with short-chain silanes), still possess free silanol groups, which can enter into secondary interactions.



Sample pretreatment

For direct extraction with adsorbents the sample matrix (sample environment) has to fulfil three conditions:

- the matrix has to be liquid, if possible with low viscosity
- solids should be removed from the liquid matrix
- the matrix (sample environment) should be suitable for retention of the analyte

For solid samples there are different methods to convert the sample into a suitable matrix:

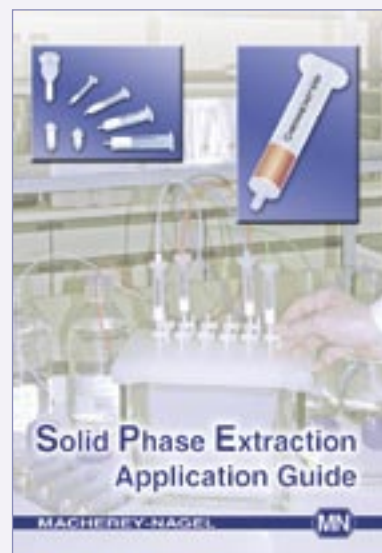
- dissolution of the solid sample in a suitable solvent
- lyophilisation of the sample and dissolution in a suitable solvent
- extraction of the solid sample with a suitable solvent
- homogenisation of the sample in a suitable solvent

In order to find the suitable solvent, one has to consider all desired sample components. Also, the suitable solvent should enhance retention of the analyte. For example, samples with large contents of solids are often homogenised in nonpolar solvents like hexane, while for samples with high water content dissolution in acids, bases, buffers or very polar solvents such as methanol is recommended.

Additionally, SPE allows to alter the properties of the sample matrix. If, for example, natural products are extracted with methanol or acetone, the polarity of the extracts can be increased by dilution with water, in order to enhance nonpolar solid phase extraction on the C18 material.

SPE Application Guide

- selection of more than **300 applications** from the fields
 - ✓ biological samples and natural compounds
 - ✓ pharmaceuticals and drugs
 - ✓ food and beverages
 - ✓ environmental samples and pollutants
- detailed application procedures and helpful hints: recovery rates, information for subsequent analysis (GC, HPLC, ...), structural information of interesting compounds ...
- explaining basics and principles of SPE: standard protocols for SPE phases, selection guide for SPE phases and solvents, sample pretreatment for difficult matrices
- detailed description of all standard and special phases and their fields of application, description and handling of CHROMABOND® hardware, accessories and manifolds
- latest and more applications at www.mn-net.com



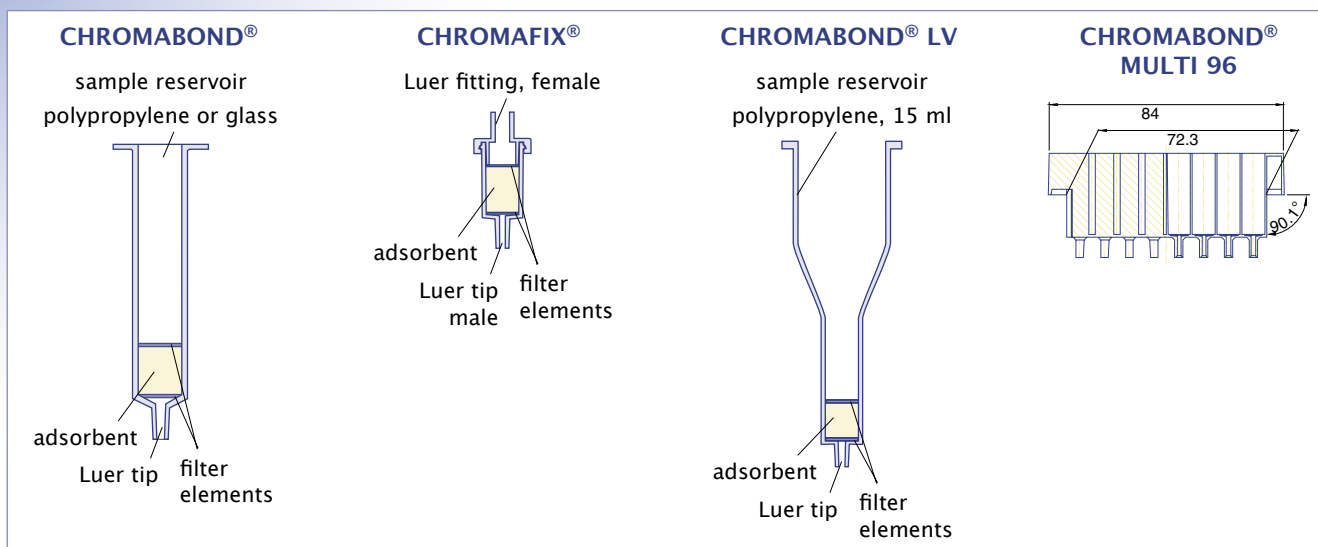
Our CHROMABOND® QC policy

- highest production standard**
our facilities are EN ISO 9001:2000 certified
- all of our bonded phases and SPE products are vigorously tested for perfect **reproducibility** from lot-to-lot and within every single batch · careful attention to particle size distribution and pore diameters assures consistent column flow · chemical reproducibility is guaranteed by strict quality control throughout manufacturing
- all products are individually tested to meet our **strict quality specifications**, ensuring our outstanding product reproducibility, reliability and performance
- each product is supplied with a **certificate of analysis** stating the results of internal examinations and quality control





Basic principles of SPE



Design of columns, cartridges and 96-well plates

All CHROMABOND® columns, cartridges and 96-well plates are manufactured from polypropylene (PP) with low content of extractables (plasticizers, stabilisers, ...) offering blank value free results by usage of most common solvents. The high quality CHROMABOND® adsorbents are kept in place by chemically very inert polyethylene filter elements (PE, standard pore size 20 µm).

CHROMABOND® polypropylene columns

- PP columns with PE filter elements
- different sizes from 1, 3, 6 up to 150 ml
- adsorbent weights from 20 mg to 50 g
- male luer tip as exit
- compatible with most robots (e.g. Gilson ASPEC™, Caliper AutoTrace®, ...)

CHROMABOND® glass columns

- glass columns with chemically very inert glass fibre filter elements (nominal pore size 1 µm)
- two different sizes: 3 and 6 ml
- available with all CHROMABOND® phases
- excludes any influence from the column material (e.g. plasticizers, ...)

CHROMAFIX® cartridges

- PP cartridges with PE filter elements
- three different sizes with different adsorbent weights: Small (0.4 ml), Medium (0.8 ml), Large (1.8 ml))
- female Luer tip at the inlet, male Luer tip as exit
- offers alternative way of handling using positive pressure by syringes or peristaltic pumps
- especially suited for convenient solid phase extraction of small sample volumes

CHROMABOND® LV columns

- large volume PP columns with PE filter elements
- three different adsorbent weights (100, 200 and 500 mg)
- funnel-shaped reservoir with 15 ml volume
- especially for clinical samples – the whole sample (e.g. urine, serum, blood) can be applied to the column in one step
- can be directly used in the Zymate® lab robots of Zymark

CHROMABOND® MULTI 96 · SPE in 96-well format

- 96-well polypropylene plates with PE filter elements
- adsorbent weights from 25 to 100 mg
- supplied with any CHROMABOND® SPE adsorbents
- for simultaneous preparation of 96 samples
- easy method transfer from CHROMABOND® columns or CHROMAFIX® cartridges to CHROMABOND® MULTI 96
- readily adaptable to all common automated / robotic handling systems (for details see page 44)



For the development kits as well as for all individual CHROMABOND®, CHROMABOND® LV and CHROMAFIX® types columns are sealed in units of five columns each to prevent adsorption of contaminants from the environment, e.g. laboratory air.

Ordering information

Designation	Contents of the kit	Cat. No.
Investigating the best separation mechanism for a clean-up procedure		
CHROMABOND® standard development kit	10 columns each with 1 ml / 100 mg: C18, C18 ec, C8, C ₆ H ₅ , NH ₂ , DMA, OH, CN, SiOH, SA (SCX), SB (SAX)	730110
CHROMABOND® polymer development kit	10 columns each with 1 ml / 100 mg: HR-X, HR-P, Easy, PS-H ⁺ , PS-OH ⁻	730290
Selecting the optimum RP phase for a clean-up procedure		
CHROMABOND® RP development kit I	10 columns each with 3 ml / 500 mg: C18, C18 ec, C8, C4 and 10 columns with 3 ml / 200 mg HR-P	730197
CHROMABOND® RP development kit II	10 columns each with 1 ml / 100 mg: C18, C18 ec, C8, C4, HR-P	730207
CHROMAFIX® RP development kit I	10 cartridges each CHROMAFIX® S: C18, C18 ec, C8, C4, HR-P	731883
CHROMABOND® RP development kit III	10 columns each with 3 ml / 500 mg: C18, C18 ec, C18 Hydra, C8 and 10 columns with 3 ml / 200 mg HR-P	730490
CHROMABOND® RP development kit IV	10 columns each with 1 ml / 100 mg: C18, C18 ec, C18 Hydra, C8, HR-P	730491
CHROMAFIX® RP development kit II	10 cartridges each CHROMAFIX® S: C18, C18 ec, C18 Hydra, C8, HR-P	731886
CHROMABOND® RP development kit V	10 columns each with 3 ml / 500 mg: C ₆ H ₅ , NO ₂ , C ₆ H ₁₁ ec, C4, C2	730492
CHROMABOND® RP development kit VI	10 columns each with 1 ml / 100 mg: C ₆ H ₅ , NO ₂ , C ₆ H ₁₁ ec, C4, C2	730493
CHROMAFIX® RP development kit III	10 cartridges each CHROMAFIX® S: C ₆ H ₅ , NO ₂ , C ₆ H ₁₁ ec, C4, C2	731887
Selecting the optimum polar phase for a clean-up procedure		
CHROMABOND® polar development kit I	10 columns each with 3 ml / 500 mg: SiOH, Florisil®, NH ₂ , CN, OH	730199
CHROMABOND® polar development kit II	10 columns each with 1 ml / 100 mg: SiOH, Florisil®, NH ₂ , CN, OH	730208
CHROMAFIX® polar development kit	10 cartridges each CHROMAFIX® S: SiOH, Florisil®, NH ₂ , CN, OH	731884
Selecting the optimum ion exchanger for a clean-up procedure		
CHROMABOND® ion exchange development kit I	10 columns each with 3 ml / 500 mg: SA (SCX), SB (SAX), PS-OH ⁻ , PS-H ⁺ , DMA	730206
CHROMABOND® ion exchange development kit II	10 columns each with 1 ml / 100 mg: SA (SCX), SB (SAX), PS-OH ⁻ , PS-H ⁺ , DMA	730209
CHROMAFIX® ion exchange development kit I	10 cartridges each CHROMAFIX® S: SA (SCX), SB (SAX), PS-OH ⁻ , PS-H ⁺ , DMA	731885
CHROMABOND® ion exchange development kit III	10 columns each with 3 ml / 500 mg: SA (SCX), PSA, PCA (WCX), PS-H ⁺	730494
CHROMABOND® ion exchange development kit IV	10 columns each with 1 ml / 100 mg: SA (SCX), PSA, PCA (WCX), PS-H ⁺	730495
CHROMAFIX® ion exchange development kit II	10 cartridges each CHROMAFIX® S: SA (SCX), PSA, PCA (WCX), PS-H ⁺	731888
Phase selection for clean-up procedures for environmental samples		
CHROMABOND® kit for environmental sample preparation	10 columns each with 3 ml / 200 mg HR-P, 6 ml / 1000 mg C18 ec, 6 ml / 2000 mg C18 PAH, 6 ml / 500/1000 mg CN/SiOH, 3 ml / 500/500 mg SA/SiOH	730205



Summary of MN phases for SPE

Code	Matrix	Modification / Application	Similar phases*	Page
Reversed phases				
HR-X	PS/DVB		ENVI-Chrom P · Strata™-X · Oasis® HLB · Nexus	10
Easy	PS/DVB	polar, bifunctional	Strata™-X · Oasis® HLB · Porapak™ RDX · Nexus, Bond Elut® PPL, Focus™ · Styre Screen® DVB Bakerbond™ H ₂ O-philic DVB · Isolute® ENV+	12
HR-P	PS/DVB		Strata™ SDB-L · Bond Elut® ENV, Bond Elut® LMS · DCS-PS/DVB, ENV PS-DVB · Bakerbond™ H ₂ O-phobic DVB · Isolute® 101	14
PS-RP	PS/DVB	removal of organic components	like HR-P	30
C18 ec	silica	octadecyl, endcapped	Strata™ C18-E · Sep-Pak® tC18 · Bond Elut® C18 · DSC-18(Lt), ENVI-18, LC-18 · CLEAN-UP® C18, Bakerbond® Octadecyl · Isolute C18(EC), LiChrolut RP-18 E	15
C18 ec f	silica	as above, fast flow		15
C18	silica	octadecyl, not endcapped	Strata™ C18-U · Accubond® C18 · Bakerbond™ PolarPlus · Isolute® C18 · LiChrolut® RP-18	16
C18 f	silica	as above, fast flow		16
C18 PAH	silica	special octadecyl phase, for enrichment of PAHs from water	Bakerbond™ Octadecyl Lightload	34
C18 Hydra	silica	octadecyl, not endcapped, for polar analytes		17
C8	silica	octyl	Strata™ C8 · Sep-Pak® C8 · Bond Elut® C8 · DSC-8, ENVI-8, LC-8 · CLEAN-UP® C8 · Accubond® C8 · Bakerbond™ Octyl · Isolute C8(EC)	18
C4	silica	butyl		19
C2	silica	dimethyl	Bond Elut® C2	19
C ₆ H ₁₁ ec	silica	cyclohexyl, endcapped		20
C ₆ H ₅	silica	phenyl	Strata™ PH · Bond Elut® PH · DSC-Ph · CLEAN-UP® Phenyl · Accubond® Phenyl · Bakerbond™ Phenyl · Isolute PH(EC)	20
Normal phases				
SiOH	silica	unmodified	Strata™ Si-1 · Bond Elut® silica · DSC-Si, LC-Si · CLEAN-UP® silica · Accubond® silica, Bakerbond™ silica gel · Isolute® silica · LiChrolut® Si	24
NH ₂	silica	aminopropyl	Strata™ NH ₂ · Sep-Pak® NH ₂ · Bond Elut NH ₂ · DSC-NH ₂ , LC-NH ₂ · CLEAN-UP® aminopropyl · Accubond® NH ₂ · Bakerbond™ amino · Isolute® NH ₂ · LiChrolut® NH ₂	22
DMA	silica	dimethylamino		23
OH	silica	diol	DSC-Diol, LC-Diol · Accubond® Diol (OH)	23
CN	silica	cyano	Strata™ CN · Sep-Pak® CN · Bond Elut® CN-U · DSC-CN, LC-CN · CLEAN-UP® CN · Accubond® CN · Bakerbond™ cyano · Isolute® CN · LiChrolut® CN	21
NO ₂	silica	nitrophenyl		21
Alox A	aluminium oxide acidic		LC-Alumina-A · Accubond® aluminium oxide A	25
Alox N	aluminium oxide neutral		LC-Alumina-N · Accubond® aluminium oxide N	25
Alox B	aluminium oxide basic		LC-Alumina-B · Accubond® aluminium oxide B	25
Florisil®	magnesium silicate		Strata™ FL-PR · Sep-Pak® Florisil® · Bond Elut® Florisil® · ENVI-Florisil®, LC-Florisil® · CLEAN-UP® Florisil® · Accubond® Florisil® · Bakerbond™ Florisil® · Isolute® FL · LiChrolut® Florisil®	26
PA	polyamide 6		DPA-6S	26

* phases which provide a similar selectivity based on chemical or physical properties (list not complete)



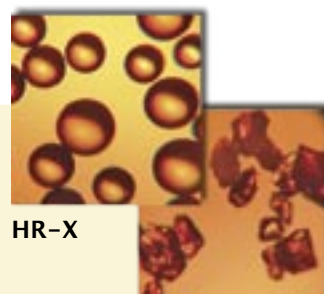
Code	Matrix	Modification / Application	Similar phases*	Page
Ion exchangers				
SB	silica	quaternary ammonium anion exchanger (SAX)	Strata™ SAX, Sep-Pak® SAX, Bond Elut® SAX · DSC-SAX, LC-SAX · CLEAN-UP® Quaternary Amine · Accubond® SAX · Bakerbond™ Quaternary Amine · Isolute® SAX · LiChrolut® SAX	29
SA	silica	benzenesulphonic acid cation exchanger (SCX)	Strata™ SCX · Bond Elut® SCX · DSC-SCX, LC-SCX · CLEAN-UP® Benzenesulfonic Acid · Accubond® SCX · Bakerbond™ Aromatic Sulfonic Acid · Isolute® SCX · LiChrolut® SCX	28
PCA	silica	propylcarboxylic acid cation exchanger (WCX)	Strata™ WCX · Bond Elut® CBA · DSC-WCX, LC-WCX · CLEAN-UP® Carboxylic Acid · Bakerbond™ Carboxylic Acid · Isolute® CBA	27
PSA	silica	propylsulphonic acid cation exchanger		27
PS-OH ⁻	PS/DVB	strong anion exchanger in OH ⁻ form	Oasis® MAX	30
PS-H ⁺	PS/DVB	strong cation exchanger in H ⁺ form	Oasis® MCX · Strata™-X-C	30
PS-Ag ⁺	PS/DVB	strong cation exchanger in Ag ⁺ form		30
PS-Ba ²⁺	PS/DVB	strong cation exchanger in Ba ²⁺ form		30
Phases for special applications				
Dry	Na ₂ SO ₄	for drying organic samples		31
Drug	silica	bifunctional C8/SA, for enrichment of drugs from urine	Strata™ Screen-C · Bond Elut® Certify I · DSC-MCAX · Clean Screen® DAU · Accubond® Evidex · Bakerbond™ Narc-2 · Isolute® HCX · LiChrolut® TSC	31
Drug II	silica	bifunctional C8/SB, for extraction of THC and derivatives and of acidic analytes from biological fluids	Strata™ Screen-A · Bond Elut Certify II · Clean Screen® THC · Bakerbond® Narc-1 · Isolute® HAX	32
Crosslinks	cellulose	for enrichment of collagen crosslinks		32
Tetracycline	silica	special octadecyl phase, for enrichment of tetracyclines		33
AOX	PS/DVB	for extraction of AOX from water (DIN 38409 - H22)		34
CN/SiOH	silica	combination phase for enrichment of PAHs from soil		35
NH ₂ /C18	silica	combination phase for enrichment of PAHs from water		35
Na ₂ SO ₄ /Florisil®		combination phase for extraction of hydrocarbons from water (DIN H-53 / ISO DIS 9377-4)		36
SA/SiOH	silica	combination phase for enrichment of PCB from waste oil		36
SiOH-H ⁺ /SA	silica	combination phase, used together with SiOH for enrichment of PCB from oil		37
NAN	silica / AgNO ₃ + Na ₂ SO ₄	combination phase for enrichment of PCB from sludge		38
ABC18	silica	octadecyl, with ion exchange functions, for acrylamide analysis		38
Diamino	silica	primary and secondary amine functions (PSA), for determination of pesticides in food samples (QuEChERS method)	Supelclean PSA, Bond Elut PSA	39
Flash chromatography				46
Phase separation		CHROMABOND® PTL/PTS		53
Liquid-liquid extraction		CHROMABOND® XTR		54
* phases which provide a similar selectivity based on chemical or physical properties (list not complete)				



NEW!

This innovative SPE phase offers

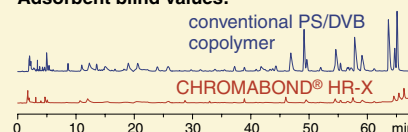
- ◆ **state-of-the-art spherical polymer**
 broad spectrum of application with special suitability for enrichment of pharmaceuticals from biological matrices
 ideal flow properties due to low content of particulate matter
- ◆ **optimised pore structure and high specific surface**
 high loadability and outstanding elution properties
 low solvent consumption
 rapid, economical analyses
- ◆ **high-purity adsorber material**
 allows highest reproducibility with extremely low blind values
 reliable analyses at ultra trace level
 no method adaptation for new batches necessary



HR-X

conventional PS/DVB copolymer

Adsorbent blind values:



HR-X spherical, hydrophobic polystyrene-divinylbenzene adsorbent resin

- ◆ hydrophobic polystyrene-divinylbenzene copolymer
 pH stability 1 – 14
 high-purity material with highest reproducibility and lowest blank values due to a novel manufacturing process
 spherical particles 85 µm; pore size 55 – 60 Å
 very high surface 1000 m²/g
 capacity 390 mg/g (caffeine in water)
 excellent recovery rates especially for the enrichment of pharmaceuticals / active ingredients due to the spherical structure of the particles, very homogeneous surface, and optimised pore structure
- ◆ recommended applications:
 pharmaceuticals / active ingredients from tablets, creams and water / waste water
 drugs and pharmaceuticals from urine, blood, serum and plasma
 trace analysis of pesticides, herbicides, phenols, PAHs and PCBs from water

Drugs from water

Column type:
 CHROMABOND® HR-X / 3 ml / 200 mg
 Cat. No. 730931
Sample: 1 µg/ml each in water
Column conditioning: 5 ml methanol, 5 ml dist. water
Sample application: slowly aspirate 500 ml water (pH 3) through the column
Column washing: 5 ml water
Elution: after drying 3 x 2 ml acetonitrile

Further analysis: HPLC on NUCLEODUR® C₁₈ Gravity, 5 µm; see MN Appl. No. 121690

Recovery rate [%]

Compound	HR-X	Strata™ X
Ketoprofen	98	92
Ibuprofen	91	93
Pentobarbital	99	95
Meclofenamic acid	92	93
Protriptyline	63	45
Nortriptyline	53	39

MN Appl. No. 304240

Sulfonamides from serum

Column type:
 CHROMABOND® HR-X / 3 ml / 200 mg
 Cat. No. 730931
Sample: 2 µg/ml each in serum
Column conditioning: 5 ml methanol, 5 ml dist. water
Sample application: slowly aspirate 1 ml spiked serum through the column
Column washing: 5 ml water – methanol (95:5, v/v)
Elution: after drying 3 x 2 ml methanol

Further analysis: HPLC on NUCLEODUR® C₁₈ Gravity, 5 µm; see MN Appl. No. 117880

Recovery rate [%]

Compound	HR-X	Oasis® HLB	Strata™ X
Sulfanilamide	66	62	63
Sulfadiazine	107	101	108
Sulfamerazine	114	111	111
Sulfadimidine	94	86	89
Succinylsulfathiazole	70	43	48

MN Appl. No. 304220

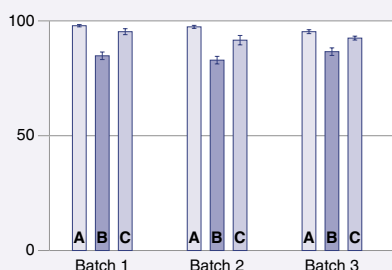


Highest reproducibility

- ✓ within each batch ✓ from batch to batch

Compounds:

- A** phenobarbital
- B** pentobarbital
- C** hexobarbital



Barbiturates from serum

Column type:
CHROMABOND® HR-X / 3 ml / 200 mg
Cat. No. 730931

Sample: 100 ng/ml each in serum

Column conditioning: 5 ml methanol, 5 ml dist. water

Sample application: 1 ml spiked serum

Column washing: 5 ml water

Elution: after drying 3 x 2 ml methanol

Further analysis: HPLC on NUCLEODUR® 100-5 C₁₈ ec, see MN Appl. No. 117820

MN Appl. No. 304290

Standard protocol for method development with CHROMABOND® HR-X

Column type:
CHROMABOND® HR-X / 3 ml / 200 mg
Cat. No. 730931

Sample pretreatment: if necessary, adjust pH value

Column conditioning: 5 ml methanol

Equilibration: 5 ml water

Sample application: slowly aspirate the sample through the column

Column washing: 5 ml water – methanol (95:5, v/v)

Elution: after drying 3 x 2 ml methanol

Further analysis: if necessary, evaporate and redissolve in a suitable solvent; HPLC or GC



MN Appl. No. 304310

Ordering information

Volume	Adsorbent weight						Pack of
CHROMABOND® HR-X polypropylene columns							
	30 mg	60 mg	100 mg	200 mg	500 mg	1 g	
1 ml	730934		730935				30
3 ml		730936		730931	730937		30
6 ml				730938	730939		30
15 ml					730940	730941	20
CHROMABOND® HR-X polypropylene columns - BIGpacks							
				200 mg			
3 ml				730931.250			250
6 ml				730938.250			250
CHROMABOND® HR-X glass columns							
		60 mg		200 mg			
3 ml		730936 G					30
6 ml				730938 G			30
CHROMABOND® LV-HR-X							
	30 mg	60 mg		200 mg			
15 ml	732130	732131		732132			30
CHROMABOND® MULTI 96 HR-X							
	96 x 25 mg		96 x 50 mg		96 x 100 mg		
	738530.025M		738530.050M		738530.100M		1
CHROMABOND® HR-X adsorbent							
					730663		20 g



Polymer-based reversed phases for SPE

Easy polar, bifunctionally modified polystyrene–divinylbenzene copolymer

- polar modified polystyrene–divinylbenzene copolymer with a weak anion exchanger
 - specific surface 650 – 700 m²/g,
 - particle size 80 µm, pore size 50 Å,
 - pH stability 1 – 14
- due to bifunctional modification much more hydrophilic than conventional polystyrene–divinylbenzene polymers and thus easily wettable with water

- recommended applications:
 - polar herbicides / pesticides from water (acidic, neutral, basic)
 - polar phenols from water
 - polyaromatic compounds
 - polychlorinated biphenyls
 - drug analysis from urine, blood, serum, plasma
 - pharmaceuticals / active ingredients from tablets, creams

Due to the bifunctional modification CHROMABOND® Easy is considerably more hydrophilic than conventional polystyrene–divinylbenzene polymers and thus easily wettable with water.

The Easy effect:

aqueous samples can be loaded directly **without pre-conditioning!** This means that little or even no conditioning is needed, in contrast to standard SPE materials, where recovery rates normally decrease, in the worst case down to zero! Depending on the separation task conditioning may be required and is recommended for method development.

A positive side effect of the excellent wettability:

there is no decrease of recovery rates, if the cartridge runs dry, therefore automation is easier or, in some cases – compared to silica materials – only feasible with CHROMABOND® Easy, because a permanent vacuum can be used without supervision.

Further advantages of using a polymeric material:

- high surface, this means very high binding capacity (2 – 5 times higher than silica–based adsorbents)
- less adsorbent is needed in the cartridge (without losing sensitivity or recovery)
- faster analysis, because the height of the adsorbent bed can be reduced
- acidic or basic solvents (e.g. TFA) do not destroy the phase, or lead to unintended side products

Because of the polar modification the material is suitable for a broad range of compounds (acidic, neutral, basic, polar and nonpolar substances). Highly reproducible recovery rates can be obtained, even if the cartridge runs dry (especially advantageous when using 96–well plates, where stopcocks are not available!)

Comparison of recovery rates for CHROMABOND® Easy and other SPE phases

Compounds investigated: ciprofloxacin (1), doxepin (2), cinoxacin (3)

Column types: CHROMABOND® Easy, 500 mg, 3 ml, Cat. No. 730759,

Oasis®, CHROMABOND® HR-P, CHROMABOND® C18 ec

Column conditioning: a) 2 ml methanol, than 2 ml dist. water, b) no conditioning

Sample application: slowly force or aspirate the sample (100 – 200 µg/compound in 200 µl water) through the column

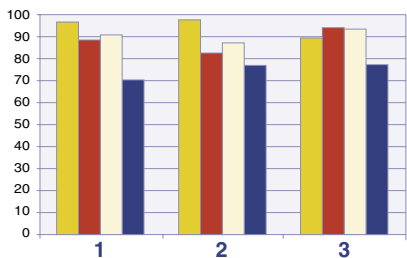
Column washing: 10 ml water; Elution: slowly aspirate 10 ml methanol – THF (1:1, v/v) through the column

a) Procedure with conditioning and equilibration

conditioning with methanol
equilibration with water

sample application

washing
elution



Easy, Oasis®, HR-P, C18 ec

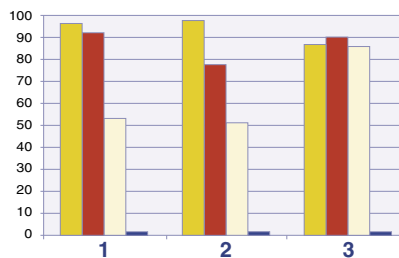
b) Procedure without conditioning and equilibration

~~conditioning with methanol
equilibration with water~~

sample application

let the cartridge run dry

washing
elution



Easy, Oasis®, HR-P, C18 ec, all faulty method

MN Appl. No. 302780



Recovery of pesticides

Private communication: Mr. Kühn, GUB, Waldshut Tiengen, Germany

Column type:
CHROMABOND® Easy/ 3 ml / 200 mg
Cat. No. 730754

Column conditioning: 1 ml water, 3 ml methanol,
1 ml water

Sample application: aspirate the sample
through the column

Elution: 3 x 1 ml acetone

Further analysis:
HPLC with NUCLEOSIL® 120-5 C₁₈

Recovery rates:

Compound	Recovery	Compound	Recovery
Desisopropylatrazine	90.3 %	Metalaxyl	95.5 %
2,6-Dichlorobenzamide	93.1 %	Isoproturon	93.5 %
Desethylatrazine	92.7 %	Diuron	94.4 %
Hexazinone	69.3 %	Metazachlor	97.0 %
Terbacil	65.1 %	Propazine	94.6 %
Simazine	81.4 %	Terbutylazine	93.2 %
Cyanazine	92.8 %	Linuron	95.7 %
Desethylterbutylazine	90.6 %	Metolachlor	97.3 %
Methabenzthiazuron	93.7 %	Triallate	61.4 %
Chlortoluron	91.4 %	Standard	63.7 %
Atrazine	92.4 %		

MN Appl. No. 303220

Ordering information

Volume	Adsorbent weight						Pack of
CHROMABOND® Easy polypropylene columns							
	30 mg	60 mg	100 mg	200 mg	500 mg	1 g	
1 ml	730751		730752				30
3 ml		730753		730754	730759		30
6 ml				730755	730756		30
15 ml					730757	730758	20
CHROMABOND® Easy polypropylene columns · BIGpacks							
				200 mg			
3 ml				730754.250			250
6 ml				730755.250			250
CHROMABOND® Easy glass columns							
		60 mg		200 mg			
3 ml		730753 G					30
6 ml				730755 G			30
CHROMABOND® LV-Easy							
				200 mg			
15 ml				732472			30
CHROMABOND® MULTI 96 Easy							
	96 x 25 mg		96 x 50 mg		96 x 100 mg		
	738520.025M		738520.050M		738520.100M		1
CHROMABOND® Easy adsorbent							
					730661		20 g

CHROMAFIX® cartridges on request



Polymer-based reversed phases for SPE

HR-P

polystyrene-divinylbenzene adsorbent resin

- highly porous polystyrene-divinylbenzene copolymer
- specific surface 1200 m²/g
- particle size 50 - 100 µm
- very high binding capacity, up to 30 % of adsorbent weight (for comparison: silica adsorbents about 3 %)

- recommended applications:
- aromatic compounds
- phenols from water
- nitroaromatics from water
- pesticides from water
- PAHs from oil

Aromatic amines from water samples

Private communication M. Leß, T.C. Schmidt, Department of Chemistry, University Marburg, 1997

Compounds investigated: aromatic amines

Column type:

CHROMABOND® HR-P / 3 ml / 200 mg
Cat. No. 730108

Sample pretreatment: adjust to pH 9 using 10 mol/l NaOH

Column conditioning: 2 ml each of methanol, acetonitrile and 10⁻⁵ mol/l sodium hydroxide

Sample application:

aspirate sample through the column with about 10 ml/min

Column washing:

wash with 2 ml dist. water, dry 5 min under vacuum

Elution: 3 x 1 ml methanol – acetonitrile (1:1; v/v)

For recovery rates of numerous aromatic amines please see application 301810 under www.mn-net.com.

MN Appl. No. 301810

Ordering information

Volume	Adsorbent weight			Pack of	
CHROMABOND® HR-P polypropylene columns					
	100 mg	200 mg	500 mg	1 g	
1 ml	730280			30	
3 ml		730108	730117	30	
6 ml		730119	730111	730118	30
CHROMABOND® HR-P polypropylene columns · BIGpacks					
	200 mg				
3 ml	730108.250			250	
CHROMABOND® HR-P glass columns					
	200 mg			500 mg	1 g
3 ml	730108 G			30	
6 ml		730111 G	730118 G	30	
CHROMABOND® LV-HR-P					
	200 mg				
15 ml	732108			30	
CHROMAFIX® HR-P cartridges					
Size	S	M	L		
Adsorbent weight Ø	200 mg	330 mg	680 mg		
	731839	731840	731841	50	
CHROMABOND® MULTI 96 HR-P					
	96 x 100 mg				
	738111.100M			1	
CHROMABOND® HR-P adsorbent					
	730615			20 g	



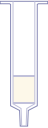




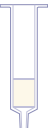

C18 ec / C18 ec f (f = fast flow)

- base material silica, pore size 60 Å, particle size 45 µm for **C18 ec**, 100 µm for **C18 ec f** (for fast flow), specific surface 500 m²/g, pH stability 2 – 8
- octadecyl phases, endcapped, carbon content 14 %
- very nonpolar, hydrophobic interactions with a wide variety of organic compounds
- advantageous for clean-up of samples with large structural variations (polarity differences)

octadecyl silica, endcapped

- recommended applications: nonpolar compounds, aflatoxins, amphetamines, antibiotics, antiepileptics, barbiturates, caffeine, drugs, preservatives, fatty acids, nicotine, PAHs, pesticides, PCBs, heavy metals, vitamins
- very well suited for desalting of samples
- C18 ec f** for viscous samples

Ordering information

	Volume	Adsorbent weight						Pack of	
	CHROMABOND® C18 ec polypropylene columns								
		100 mg	200 mg	500 mg	1 g	2 g	5 g	10 g	
	1 ml	730011							100
	3 ml		730012	730013					50
	6 ml			730014	730015	730141			30
	15 ml					730404			20
	45 ml						730405		20
	70 ml							730259	10
	CHROMABOND® C18 ec polypropylene columns · BIGpacks								
				500 mg	1 g				
3 ml			730013.250					250	
6 ml			730014.250	730015.250				250	
CHROMABOND® C18 ec glass columns									
		200 mg	500 mg	1 g					
3 ml		730012 G	730013 G					50	
6 ml			730014 G	730015 G				30	
	CHROMABOND® LV-C18 ec								
			200 mg	500 mg					
	15 ml		732012	732013					30
	CHROMAFIX® C18 ec cartridges								
	Size		S		M		L		
	Adsorbent weight Ø		270 mg		530 mg		950 mg		
			731804		731805		731806		50
	CHROMABOND® MULTI 96 C18 ec								
			96 x 25 mg		96 x 50 mg		96 x 100 mg		
			738011.025M		738011.050M		738011.100M		1
	CHROMABOND® C18 ec adsorbent								
							730611		100 g
	CHROMABOND® C18 ec f polypropylene columns (fast flow)								
			200 mg	500 mg	1 g				
	3 ml		730269	730018					50
	6 ml			730016	730010				30
	CHROMABOND® C18 ec f adsorbent (fast flow)								
							730613		100 g



Silica-based reversed phases for SPE

C18 / C18 f (f = fast flow)

octadecyl silica

- base material silica, pore size 60 Å, particle size 45 µm for C18, 100 µm for C18 f (for fast flow), specific surface 500 m²/g, pH stability 2 – 8
- octadecyl phases, not endcapped, carbon content 14 %
- similar to C18 ec, however possesses more free silanols (SiOH), which allow secondary interactions with polar groups of the analytes

- recommended applications:
 - nonpolar compounds
 - pesticides
- C18 f** for viscous samples

Ordering information

Volume	Adsorbent weight							Pack of	
	100 mg	200 mg	500 mg	1 g	2 g	5 g	10 g		
CHROMABOND® C18 polypropylene columns									
1 ml	730001							100	
3 ml		730002	730003					50	
6 ml			730004	730005	730130			30	
15 ml					730028			20	
45 ml						730400		20	
70 ml							730261	10	
CHROMABOND® C18 polypropylene columns · BIGpacks									
			500 mg	1 g					
3 ml			730003.250					250	
6 ml			730004.250	730005.250				250	
CHROMABOND® C18 glass columns									
			500 mg	1 g					
3 ml			730003 G					50	
6 ml			730004 G	730005 G				30	
CHROMABOND® LV-C18									
		200 mg							
15 ml		732002						30	
CHROMAFIX® C18 cartridges									
Size	S		M		L				
Adsorbent weight Ø	270 mg		530 mg		950 mg				
	731801		731802		731803			50	
CHROMABOND® MULTI 96 C18									
	96 x 25 mg				96 x 100 mg				
	738001.025M				738001.100M				1
CHROMABOND® C18 adsorbent									
						730602		100 g	
CHROMABOND® C18 f polypropylene columns (fast flow)									
		200 mg	500 mg	1 g					
3 ml		730402	730008					50	
6 ml			730403	730009				30	
CHROMABOND® C18 f adsorbent (fast flow)									
						730612		100 g	



C18 Hydra

- base material silica, pore size 60 Å, particle size 45 µm, specific surface 500 m²/g, pH stability 2 – 8
- special octadecyl phase for polar analytes, not end-capped, carbon content 15 %

octadecyl silica for polar analytes

- recommended applications: more polar compounds like pesticides and their polar degradation products, phenols, phenoxy-carboxylic acids, nitroaromatics, pharmaceuticals

Pesticides from water

Compounds investigated: triazines and carboxylic amides

Column type:

CHROMABOND® C18 Hydra / 6 ml / 2 g

Cat. No. 730301

Sample pretreatment: adjust 1000 ml water to pH 7 – 8 with diluted NH₃ and add 100 µl of the internal standards (1 µg/l).

Column conditioning: 2 x 5 ml methanol, then 2 x 5 ml dist. water

Sample application: force or aspirate the sample through the column. Then dry for 2 h with 2 bar N₂.

MN Appl. No. 302060

Elution: slowly aspirate 10 ml methanol through the column. Evaporate the eluate to dryness in a tapered flask with a rotation evaporator at 30 °C and store in a refrigerator for ~ 15 min. Redissolve the residue in 200 µl cold, fresh *n*-hexane and transfer the solution to a conic HPLC vial (e.g. Cat. No. 702891). Store the solution in a refrigerator until chromatography.

Recovery rates: between 95 and 100 %

Further analysis: GC with OPTIMA® δ-3 or OPTIMA® δ-6 (e.g. application 250420) or HPLC in accordance with EN ISO 11369: 1997 on NUCLEOSIL® 120-3 C₁₈ (application 110880)

Ordering information

	Volume	Adsorbent weight						Pack of	
	CHROMABOND® C18 Hydra polypropylene columns								
		50 mg	100 mg	200 mg	500 mg	1 g	2 g	3 g	
	1 ml	730294	730295						100
	3 ml			730296	730297	730298			50
	6 ml				730299	730300	730301	730302	30
	CHROMABOND® C18 Hydra glass columns								
			200 mg	500 mg	1 g				
	3 ml		730296 G	730297 G	730298 G				50
	6 ml			730299 G	730300 G				30
	CHROMABOND® LV-C18 Hydra								
	15 ml		200 mg						30
	CHROMAFIX® C18 Hydra cartridges								
	Size		S		M		L		
	Adsorbent weight Ø		270 mg		530 mg		950 mg		
			731730		731731		731732		50
	CHROMABOND® MULTI 96 C18 Hydra								
							96 x 100 mg		
							738294.100M		1
	CHROMABOND® C18 Hydra adsorbent								
							730628		100 g



Silica-based reversed phases for SPE

C8

octyl silica

- base material silica, pore size 60 Å, particle size 45 µm, specific surface 500 m²/g, pH stability 2 – 8
- octyl phase, not endcapped, carbon content 8 %
- similar to C18, however slightly more polar
- secondary interactions with polar compounds are more pronounced due to shorter alkyl chains

- recommended applications: pesticides, PCB

Ordering information

Volume	Adsorbent weight				Pack of
CHROMABOND® C8 polypropylene columns					
	100 mg	200 mg	500 mg	1 g	
1 ml	730021				100
3 ml		730022	730023		50
6 ml			730024	730134	30
CHROMABOND® C8 glass columns					
			500 mg		
6 ml			730024 G		30
CHROMABOND® LV-C8					
			500 mg		
15 ml			732023		30
CHROMAFIX® C8 cartridges					
	Size		M		
	Adsorbent weight Ø		520 mg		
			731808		50
CHROMABOND® MULTI 96 C8					
			96 x 100 mg		
			738021.100M		1
CHROMABOND® C8 adsorbent					
			730601		100 g



C4

butyl silica

- base material silica, pore size 60 Å, particle size 45 µm, specific surface 500 m²/g, pH stability 2 – 8
- butyl phase, not endcapped, carbon content 7 %
- slightly more polar than C18 or C8, due to shorter alkyl chains the silica surface is not completely shielded

- recommended applications: compounds, which are too strongly retained on C18 or C8 e.g. analgetics from blood

Ordering information

	Volume	Adsorbent weight		Pack of
	CHROMABOND® C4 polypropylene columns			
		100 mg	500 mg	
	1 ml 3 ml	730225	730227	100 50
	CHROMAFIX® C4 cartridges			
	Size	S	M	
	Adsorbent weight Ø	220 mg	440 mg	
		731740	731741	50
	CHROMABOND® C4 adsorbent			
			730651	100 g

Glass columns, LV columns and MULTI 96 on request

C2

dimethyl silica

- base material silica, pore size 60 Å, particle size 45 µm, specific surface 500 m²/g, pH stability 2 – 8
- dimethyl phase, not endcapped, carbon content 4 %
- similar to C4

- recommended applications: e.g. antiepileptics from plasma

Ordering information

	Volume	Adsorbent weight		Pack of
	CHROMABOND® C2 polypropylene columns			
		100 mg	500 mg	1 g
	1 ml 3 ml 6 ml	730169	730221 730409	730410
				100 50 30
	CHROMABOND® C2 adsorbent			
			730652	100 g

Glass columns, LV columns, CHROMAFIX® cartridges and MULTI 96 on request



Silica-based reversed phases for SPE

C₆H₁₁ ec

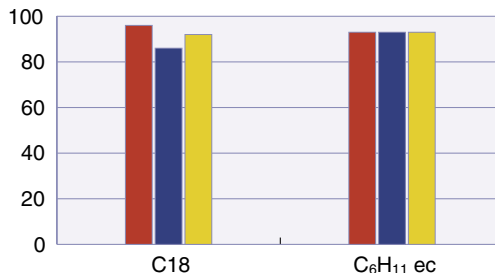
- base material silica, pore size 60 Å, particle size 45 µm, specific surface 500 m²/g, pH stability 2 – 8
- cyclohexyl phase, endcapped, carbon content 9%
- alternative phase for the mid-polar range

cyclohexyl silica, endcapped

- recommended applications:
 - phenols from water
 - chloroanilines from waste water
 - anthelmintics from tissue

Comparison of different phases for phenol analysis

Compounds investigated: phenol, 2,4-dinitrophenol, pentachlorophenol
Column types:
 CHROMABOND® C18 / 6 ml / 2000 mg, Cat. No.730130
 CHROMABOND® C₆H₁₁ ec / 6 ml / 2000 mg, Cat. No.730469
Column conditioning:
 10 ml acetone, 10 ml methanol, and 10 ml dist. water (pH 2)
Sample application:
 aspirate the sample through the column.
Elution: 10 ml methanol



■ phenol ■ 2,4-dinitrophenol ■ pentachlorophenol

MN Appl. No. 302150

Ordering information

Volume	Adsorbent weight		Pack of
CHROMABOND® C₆H₁₁ ec polypropylene columns			
	500 mg	1 g	
3 ml	730442		50
6 ml	730443	730444	30
CHROMABOND® C₆H₁₁ ec adsorbent			
		730631	100 g

Glass columns, LV columns, CHROMAFIX® cartridges and MULTI 96 on request

C₆H₅

- base material silica, pore size 60 Å, particle size 45 µm, specific surface 500 m²/g, pH stability 2 – 8
- phenyl phase, carbon content 8%
- polarity similar to C8
- in addition to hydrophobic interactions more selective adsorption is possible by π-π interactions due to the electron density of the phenyl ring

phenyl silica

- recommended applications:
 - aflatoxins
 - caffeine
 - phenols

Flavour compounds from brandy

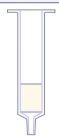

Compounds investigated: asarone, quinine, coumarin, quassin
Column type:
 CHROMABOND® Phenyl / 6 ml / 1000 mg
 Cat. No. 730412
Sample pretreatment: mix 10 ml sample with 90 ml water and 10 g sodium chloride and adjust to pH 7 with 0.1 mol/l sodium hydroxide solution
Column conditioning: 10 ml methanol, then 10 ml dist. water

Sample application: slowly force or aspirate the sample through the column
Column washing: 2.5 ml water, then 2.5 ml pentane
Elution:
 1) 2 x 2.5 ml pentane – diethyl ether (7:3, v/v): asarone, coumarin
 2) 10 ml 1 mol/l basic methanol – diethyl ether (9:1, v/v): quinine
 3) 5 ml chloroform: quassin

MN Appl. No. 300170



Ordering information

Volume	Adsorbent weight			Pack of
	CHROMABOND® C₆H₅ polypropylene columns			
		100 mg	200 mg	500 mg
	1 ml 3 ml	730083	730411	730084
	CHROMABOND® C₆H₅ adsorbent			730606 100 g

Glass columns, LV columns, CHROMAFIX® cartridges and MULTI 96 on request

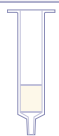

NO₂

base material silica, pore size 60 Å, particle size 45 µm, specific surface 500 m²/g, pH stability 2 – 8
nitrophenyl phase, carbon content 5.5 %

nitrophenyl silica

recommended applications:
aromatics

Ordering information

Volume	Adsorbent weight			Pack of
	CHROMABOND® NO₂ polypropylene columns			
	3 ml		500 mg	730143
	CHROMABOND® NO₂ adsorbent			730614 100 g

Glass columns, LV columns, CHROMAFIX® cartridges and MULTI 96 on request

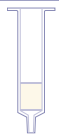

CN

base material silica, pore size 60 Å, particle size 45 µm, specific surface 500 m²/g, pH stability 2 – 8
cyanopropyl phase, carbon content 5.5 %
polar to mid-polar
in addition to weak hydrophobic interactions selective interactions are possible due to the high electron density of the CN group

cyanopropyl silica

recommended applications:
cyclosporins
carbohydrates

Ordering information

Volume	Adsorbent weight			Pack of	
	CHROMABOND® CN polypropylene columns				
		100 mg	200 mg	500 mg	
	1 ml	730061			100
	3 ml 6 ml		730420	730063 730421	50 30
	CHROMABOND® CN adsorbent			730607 100 g	

Glass columns, LV columns, CHROMAFIX® cartridges and MULTI 96 on request



Silica-based normal phases for SPE

NH₂

aminopropyl silica

- base material silica, pore size 60 Å, particle size 45 µm, specific surface 500 m²/g, pH stability 2 – 8
- aminopropyl phase, carbon content 3.5 %
- polar, weak anion exchanger

- recommended applications:
trace elements
lipids

Metals: trace elements from water

Compounds investigated: Al, Be, Cu, Cr(VI), Mo(VI), V(V)

Column type:

CHROMABOND® NH₂ / 3 ml / 500 mg

Cat. No. 730033

Sample pretreatment: mix 100 ml water sample with 5 ml 0.001 % alizarinsulphonic acid solution and adjust to pH 5.5 with acetic acid or sodium acetate

Column conditioning: 2 column volumes 1 mol/l nitric acid, then 2 column volumes dist. water

Sample application:

force or aspirate sample through the column with 3 – 4 ml/min

Column washing:

2 ml dist. water; dry column under vacuum for 4 min

Elution: 2 column volumes 2 mol/l nitric acid

MN Appl. No. 301910

Solid Phase Extraction

Ordering information

Volume	Adsorbent weight				Pack of
CHROMABOND® NH₂ polypropylene columns					
	100 mg	200 mg	500 mg	1 g	
1 ml	730031				100
3 ml		730413	730033		50
6 ml			730180	730626	30
CHROMABOND® NH₂ polypropylene columns · BIGpacks					
			500 mg		
3 ml			730033.250		250
CHROMABOND® NH₂ glass columns					
			500 mg	1000 mg	
3 ml			730033 G		50
6 ml			730180 G	730626 G	30
CHROMABOND® LV-NH₂					
			500 mg		
15 ml			732033		30
CHROMAFIX® NH₂ cartridges					
	Size		S		
	Adsorbent weight Ø		220 mg		
			731813		50
CHROMABOND® MULTI 96 NH₂					
				96 x 100 mg	
				738031.100M	1
CHROMABOND® NH₂ adsorbent					
				730603	100 g



DMA

- base material silica, pore size 60 Å, particle size 45 µm, specific surface 500 m²/g, pH stability 2 – 8
- dimethylaminopropyl phase, carbon content 3.5 %
- polar, weak anion exchanger

dimethylaminopropyl silica

- recommended applications: similar to NH₂ – slightly weaker anion exchanger

Ordering information

	Volume	Adsorbent weight		Pack of
	CHROMABOND® DMA polypropylene columns			
		100 mg	500 mg	
	1 ml	730041		100
	3 ml	730043		50

Glass columns, LV columns, CHROMAFIX® cartridges and MULTI 96 on request

OH

- base material silica, pore size 60 Å, particle size 45 µm, specific surface 500 m²/g, pH stability 2 – 8
- diol phase, carbon content 5.5 %
- polar
- properties similar to SiOH

diol silica

- recommended applications: antibiotics, prostaglandins

Ordering information

	Volume	Adsorbent weight			Pack of
	CHROMABOND® OH polypropylene columns				
		100 mg	200 mg	500 mg	
	1 ml	730051			100
	3 ml	730417			50
	6 ml	730053			30
		730418			
	CHROMABOND® OH glass columns				
	3 ml	500 mg			
		730053 G			50
	CHROMABOND® LV-OH				
	15 ml	500 mg			
		732053			30
	CHROMABOND® MULTI 96 OH				
		96 x 100 mg			
		738051.100M			1
	CHROMABOND® OH adsorbent				
		730605			100 g

CHROMAFIX® cartridges on request



Silica-based normal phases for SPE

SiOH

- unmodified, weakly acidic silica, pore size 60 Å, particle size 45 µm, specific surface 500 m²/g, pH stability 2 – 8
- very polar
- adsorbs humidity from air, for this reason it should be kept well closed and if necessary dried before use
- due to its high affinity for polar compounds it should not be conditioned with polar (e.g. methanol) or water-containing solvents

unmodified silica

- recommended applications:
 - afatoxins
 - chloramphenicol
 - pesticides
 - steroids
 - vitamins

Solid Phase Extraction

Ordering information

Volume	Adsorbent weight							Pack of	
CHROMABOND® SiOH polypropylene columns									
	100 mg	200 mg	500 mg	1 g	2 g	5 g	10 g	50 g	
1 ml	730071								100
3 ml		730214	730073						50
6 ml			730070	730075	730107				30
15 ml					730217				20
45 ml						730406			20
70 ml							730072		10
150 ml								730473	10
CHROMABOND® SiOH polypropylene columns · BIGpacks									
		500 mg	1 g	2 g					
3 ml		730073.250							250
6 ml			730075.250	730107.250					250
CHROMABOND® SiOH glass columns									
		200 mg	500 mg	1 g	2 g				
3 ml		730214 G	730073 G						50
6 ml			730070 G	730075 G	730107 G				30
CHROMABOND® LV-SiOH									
		200 mg	500 mg						
15 ml		732072	732073						30
CHROMAFIX® SiOH cartridges									
Size		S		M		L			
Adsorb. weight Ø		230 mg		420 mg		880 mg			
		731828		731829		731830			50
CHROMABOND® MULTI 96 SiOH									
						96 x 100 mg			
						738071.100M			1
CHROMABOND® SiOH adsorbent									
						730608			100 g



Alox A / Alox N / Alox B

aluminium oxide, acidic, neutral, basic

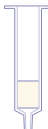
aluminium oxide, high purity, pore volume 0.90 ml/g, particle size 60 – 150 µm, specific surface 150 m²/g

recommended applications:
together with phase SA for PCB and pesticides

Properties of the individual modifications:

Alox A:	aluminium oxide, acidic	pH value 4 ± 0.5
Alox N:	aluminium oxide, neutral	pH value 7 ± 0.5
Alox B:	aluminium oxide, basic	pH value 9.5 ± 0.5

Ordering information

Phase	Volume	Adsorbent weight			Pack of	
CHROMABOND® Alox polypropylene columns						
			500 mg	1 g	4 g	
	Alox A	3 ml	730452			50
	Alox A	6 ml	730453	730017		30
	Alox A	45 ml			730455	20
	Alox N	3 ml	730446			50
	Alox N	6 ml	730447	730139		30
	Alox N	45 ml			730250	20
	Alox B	3 ml	730429			50
	Alox B	6 ml	730466	730020		30
Alox B	45 ml			730467	20	
CHROMABOND® Alox glass columns						
		1 g				
Alox N	6 ml		730139 G		30	
Alox B	6 ml		730020 G		30	
CHROMABOND® LV-Alox						
		1 g				
Alox A	15 ml		732210		30	
Alox N	15 ml		732091		30	
Alox B	15 ml		732205		30	
CHROMAFIX® Alox cartridges						
		Size	M	L		
		Adsorb. weight Ø	850 mg	1700 mg		
Alox N			731844	731845	50	
CHROMABOND® MULTI 96 Alox						
		96 x 100 mg				
Alox A			738253.100M		1	
Alox N			738251.100M		1	
Alox B			738252.100M		1	
CHROMABOND® Alox adsorbents						
Alox A			730642		100 g	
Alox N			730641		100 g	
Alox B			730640		100 g	



Normal phases for SPE

Florisil®

magnesium silicate

matrix magnesium silicate (MgO – SiOH 15:85), high purity, particle size 150 – 250 µm

recommended applications:
organic tin compounds,
aliphatic carboxylic acids,
PCBs, PAHs

Ordering information

Volume	Adsorbent weight			Pack of
CHROMABOND® Florisil® polypropylene columns				
	200 mg	500 mg	1 g	
3 ml	730457	730081		50
6 ml		730238	730082	30
CHROMABOND® Florisil® polypropylene columns · BIGpack				
			1 g	
6 ml			730082.250	250
CHROMABOND® Florisil® glass columns				
			1 g	
6 ml			730082 G	30
CHROMAFIX® Florisil® cartridges				
Size			L	
Adsorbent weight Ø			990 mg	
			731848	50
CHROMABOND® Florisil® adsorbent				
			730622	100 g

LV columns and MULTI 96 on request

PA

polyamide 6

matrix polyamide 6, unmodified, high purity, particle size 40 – 80 µm

recommended applications:
flavonoids, PAHs

Ordering information

Volume	Adsorbent weight			Pack of
CHROMABOND® PA polypropylene columns				
	200 mg	500 mg	1 g	
3 ml	730384	730126		50
6 ml		730007	730127	30
CHROMAFIX® PA cartridges				
Size		S	L	
Adsorbent weight Ø		170 mg	620 mg	
		731849	731851	50
CHROMABOND® PA adsorbent				
			730660	100 g

Glass columns, LV columns and MULTI 96 on request



PCA propylcarboxylic acid cation exchanger based on silica (WCX)

base material silica, pore size 60 Å, particle size 45 µm,
 specific surface 500 m²/g, pH stability 2 – 8
 propylcarboxylic acid modified silica
 weakly acidic cation exchanger (WCX)

recommended applications:
 strong cations

Ordering information

	Volume	Adsorbent weight		Pack of
	CHROMABOND® PCA polypropylene columns			
		500 mg	1 g	
	3 ml	730482		50
	6 ml	730483	730484	30
	CHROMABOND® LV-PCA			
	15 ml	500 mg		30
		732482		
	CHROMABOND® PCA adsorbent		730629	100 g

Glass columns, CHROMAFIX® cartridges and MULTI 96 on request

PSA propylsulphonic acid cation exchanger based on silica

base material silica, pore size 60 Å, particle size 45 µm,
 specific surface 500 m²/g, pH stability 2 – 8
 propylsulphonic acid modified silica
 very strong cation exchanger (capacity ~ 0.7 meq/g)
 contrary to the SA phase no π–π interactions

recommended applications:
 weak cations

Ordering information

	Volume	Adsorbent weight		Pack of
	CHROMABOND® PSA polypropylene columns			
		100 mg	500 mg	1 g
	1 ml	730460		100
	3 ml		730462	50
	6 ml		730464	30
	CHROMABOND® PSA adsorbent		730630	100 g

Glass columns, LV columns, CHROMAFIX® cartridges and MULTI 96 on request



Silica-based ion exchangers for SPE

SA benzenesulphonic acid cation exchanger based on silica (SCX)

- ◆ base material silica, pore size 60 Å, particle size 45 µm, specific surface 500 m²/g, pH stability 2 – 8
 benzenesulphonic acid modified silica
 strongly acidic cation exchanger (capacity ~ 0.5 meq/g)
 adsorbent with hydrophobic and π-π interactions (benzene ring)
 ion exchange of organic compounds from aqueous matrix
 elution of interesting compounds with solvent systems, which compensate the ionic and nonpolar interactions, e.g. methanolic HCl
- ◆ recommended applications:
 amino acids
 amines
 chlorophyll
 PCB

Sulfonamides in meat and kidney

B. Pacciarelli et al., Mitt. Gebiete Lebensm. Hyg. **82** (1991) 45 – 55

Compounds investigated: sulfaguanidine, sulfanilamide, sulfadiazine, sulfathiazole, sulfapyridine, sulfamerazine, sulfamethizole, sulfadimidine, sulfamethoxy-pyridazine, sulfachlorpyridazine, sulfadoxine, sulfadimethoxine

Column type:

CHROMABOND® SA (= SCX) / 3 ml / 500 mg
 Cat. No. 730077

Sample pretreatment: homogenise 10 g sample and 60 ml dichloromethane – acetone (1:1, v/v) for 30 s with a Polytron. Centrifuge the homogenisate for 10 min at 2500 rpm. Filter the organic phase and wash the filter residue with a little dichloromethane – acetone. Add 5 ml glacial acetic acid to the filtered extract.

Column conditioning: apply 6 ml hexane and suck air until the column is dry (10 min). Then apply 6 ml dichloromethane – acetone – glacial acetic acid (10:10:1, v/v/v). Now the column must not run dry.

Sample application: 1/10 of the extract volume, flow rate about 2 ml/min; the column must not run dry

Column washing: 5 ml water, then 5 ml methanol; dry for 10 min under vacuum. Now suck NH₃ gas through the column until the acid is neutralised. To control the neutralisation process, press air through the column: a wet pH paper should indicate a neutral or basic pH value.

Elution: 3 ml methanol (1 – 2 ml/min); carefully concentrate the eluate on a rotation evaporator (40 °C/100 mbar), dissolve the residue in 0.5 ml of 5.5 % acetonitrile in buffer (1.641 g sodium acetate in 1 l water, adjusted to pH 5 with glacial acetic acid) and centrifuge.

Further analysis: HPLC

MN Appl. No. 302710

Ordering information

Volume	Adsorbent weight			Pack of
CHROMABOND® SA polypropylene columns				
	100 mg	200 mg	500 mg	1 g
1 ml	730076			100
3 ml		730275	730077	50
6 ml			730425	730212 30
CHROMABOND® SA polypropylene columns · BIGpack				
			500 mg	
3 ml		730077.250		250
CHROMABOND® LV-SA				
			500 mg	
15 ml		732083		30
CHROMAFIX® SA cartridges				
Size	S	M	L	
Adsorbent weight Ø	220 mg	450 mg	920 mg	
	731831	731832	731833	50
CHROMABOND® MULTI 96 SA				
			96 x 100 mg	
			738141.100M	1
CHROMABOND® SA adsorbent				
			730609	100 g

Glass columns on request



SB quaternary ammonium anion exchanger based on silica (SAX)

- base material silica, pore size 60 Å, particle size 45 µm, specific surface 500 m²/g, pH stability 2 – 8
- silica modified with quaternary amine
- strongly basic anion exchanger (capacity ~ 0.3 meq/g)
- not suited for very strong anions such as sulphonic acids, because these are difficult to elute

- recommended applications:
 - organic acids
 - caffeine
 - saccharin

Vitamins: folic acid from food

Column type:
 CHROMABOND® SB (= SAX) / 3 ml / 500 mg
 Cat. No. 730079

Sample pretreatment: homogenise 10 g food sample in 100 ml 0.01 M phosphate buffer pH 7.4 and filter

Column conditioning: 2 column volumes *n*-hexane, then 2 column volumes methanol, finally 2 column volumes dist. water

Sample application: force or aspirate 10 ml of the filtrate through the column

Column washing: 2 column volumes dist. water

Elution: 5 ml 10 % sodium chloride in 0.1 M sodium acetate buffer

MN Appl. No. 300650

Ordering information

	Volume	Adsorbent weight			Pack of
	CHROMABOND® SB polypropylene columns				
		100 mg	200 mg	500 mg	1 g
	1 ml	730078			100
	3 ml	730322			50
	6 ml	730426			30
	CHROMABOND® SB polypropylene columns · BIGpack				
		500 mg			
	3 ml	730079.250			250
	CHROMABOND® LV-SB				
	15 ml	500 mg			30
	CHROMAFIX® SB cartridges				
	Size	S	M	L	
	Adsorbent weight Ø	230 mg	460 mg	920 mg	
		731834	731835	731836	50
	CHROMABOND® MULTI 96 SB				
		96 x 100 mg			
		738101.100M			1
	CHROMABOND® SB adsorbent				
		730610			100 g

Glass columns on request



Polymer-based ion exchangers for SPE

PS-RP / PS-OH⁻ / PS-H⁺ / PS-Mix PS-Ag⁺ / PS-Ba²⁺

phases for RP / ion chromatography

- base material: high purity polystyrene-divinylbenzene copolymers (PS/DVB), pore size 100 Å, particle size 100 µm
- very low degree of swelling, thus very well suited for chromatography
- reliable function over the whole pH range from 0 - 14
- different modifications for different applications from elimination of nonpolar compounds up to the removal of specific polar components

- recommended applications:
 - removal of interfering compounds
 - improves chromatographic separation, if the interfering components overlap with the analyte in the chromatogram
 - improves lifetime of the chromatographic column, since interfering components can irreversibly block the column packing
 - enrichment of the analytes

Properties of the individual modifications:

PS-RP	hydrophobic PS/DVB copolymer	removal of organic interfering components from water
PS-OH ⁻	strong PS/DVB anion exchanger, OH ⁻ form capacity 0.6 meq/g	removal or concentration of anions from water increasing the pH value in acidic samples
PS-H ⁺	strong PS/DVB cation exchanger, H ⁺ form capacity 2.9 meq/g	removal or concentration of cations from water decreasing the pH value of basic samples
PS-Mix	mixture of PS-OH ⁻ and PS-H ⁺	desalting of water
PS-Ag ⁺	strong PS/DVB cation exchanger, Ag ⁺ form	removal of halide ions from water
PS-Ba ²⁺	strong PS/DVB cation exchanger, Ba ²⁺ form	removal of sulphate ions from water

Application 301930/302750: removal of halides from aqueous samples shown for the trace analysis of nitrate besides an excess of chloride or bromide

Samples: 20 ppm nitrate besides 2500 ppm chloride or 500 ppm bromide, respectively

Sample preparation: SPE

Column type:
CHROMAFIX® PS-Ag⁺ (M)
0.8 ml / Ø 480 mg, Cat. No. 731865
Column conditioning: 1 ml dist. water

Sample application and elution:

apply 4 x 1 ml sample fractions to the cartridge, discard 1st ml, collect 2nd, 3rd and 4th ml separately

Further analysis: HPLC with column 250 x 4 mm NUCLEOSIL® Anion II; eluent 2 mM potassium hydrogen phthalate pH 6, 2 ml/min; detection: indirect UV, 280 nm
(see applications 110440 and 110450 at www.mn-net.com)

Ordering information

Phase	Adsorbent weight				Pack of		
CHROMABOND® PS polypropylene columns							
	3 ml / 200 mg	3 ml / 500 mg	6 ml / 500 mg	6 ml / 900 mg			
PS-RP	730765	730692	730693		30		
PS-OH ⁻	730396	730344.30	730378		30		
PS-H ⁺	730690	730376.30	730377		30		
PS-Mix				730310	30		
CHROMAFIX® PS cartridges							
	Size S	Adsorbent weight Ø	Size M	Adsorbent weight Ø	Size L	Adsorbent weight Ø	
PS-RP	731877	200 mg	731875	320 mg			50
PS-OH ⁻	731868	200 mg	731860	380 mg	731862	800 mg	50
PS-H ⁺	731867	230 mg	731861	430 mg	731863	900 mg	50
PS-Ag ⁺	731866	240 mg	731865	480 mg			50
PS-Ba ²⁺	731871	280 mg	731870	550 mg			50




Dry

special phase for drying of organic samples

anhydrous high-purity sodium sulphate which forms Glauber's salt with traces of water
for removal of larger quantities of water several cartridges can be combined in series

recommended application:
removal of traces of water from organic solutions

Ordering information

		Adsorbent weight			Pack of
	CHROMAFIX® Dry cartridges				
	Size	S	M	L	
	Adsorbent weight Ø	780 mg	1500 mg	2800 mg	
		731852	731853	731854	50

Drug

special silica phase for drug analysis

base material silica, pore size 60 Å, particle size 45 µm, specific surface 500 m²/g, pH stability 2 – 8
special bifunctional modification – C8 / SA (strong cation exchanger – benzenesulphonic acid)

recommended applications:
enrichment of acidic, neutral and basic drugs from urine or plasma

Drugs from blood serum

W. Weinmann, M. Renz, C. Pelz, P. Brauchle, S. Vogt, S. Pollak, Blutalkohol 35 (1998), 1 – 9

Compounds investigated:

benzoylcegonine, amphetamine, codeine, morphine

Column type:

CHROMABOND® Drug / 3 ml / 200 mg

Cat. No. 730168

Sample pretreatment: 0.1 ml blood serum are mixed with 1.4 ml of a 0.1 mol KH₂PO₄ buffer (pH 6) and centrifuged

Column conditioning:

2 ml methanol, then 2 ml 0.1 mol KH₂PO₄ buffer (pH 6)

Sample application: slowly force or aspirate the supernatant from the sample pretreatment through the column




Column washing: 2 ml 0.1 mol KH₂PO₄ buffer (pH 6), then 1 ml 0.1 mol acetic acid, then 2 ml methanol; finally dry the column first by centrifugation (2 min, 4000 U/min), then under vacuum for 10 min

Elution: 1.5 ml dichloromethane – 2-propanol – 25 % ammonia solution (80:20:2, v/v/v)

Further analysis: HPLC with NUCLEOSIL® 100-5 C₁₈ AB (application 110240) or GC/MS after derivatisation with perfluoropropanoic acid anhydride/pentafluoropropanol, e.g. with column OPTIMA® 5 MS, 0.25 mm film, 30 m x 0.25 mm ID, (Cat. No. 726220.30)

MN Appl. No. 302020

Ordering information

		Adsorbent weight			Pack of
	CHROMABOND® Drug polypropylene columns				
		100 mg	200 mg	500 mg	
	1 ml	730681	730168	730684	100
	3 ml			730682	50
	6 ml			730682	30
CHROMABOND® Drug polypropylene columns · BIGpack					
		200 mg			
	1 ml	730168.250			250
	CHROMABOND® LV-Drug				
			200 mg		
	15 ml		732168		30
	CHROMABOND® MULTI 96 Drug				
			96 x 100 mg		
			738161.100M		1



SPE phases for pharmaceutical applications

Solid Phase Extraction

Drug II

extraction of THC and derivatives, acidic analytes from biological fluids (urine, blood, etc.)

- base material silica, pore size 60 Å, particle size 45 µm, specific surface 500 m²/g, pH stability 2–8
- special bifunctional modification – C8 / SB (strong anion exchanger – quaternary amine –NR₃⁺)
- two primary retention mechanisms facilitate use of very strong interferant-eluting solvents, resulting in very pure extracts

- recommended applications: extraction of THC and derivatives from urine, blood, serum, plasma
- acidic analytes from biological fluids

11-nor-Δ⁹-THC-carboxylic acid from urine

Compounds investigated:

tetrahydrocannabinol, 11-nor-Δ⁹-THC-carboxylic acid

Column type:

CHROMABOND® Drug II / 3 ml / 200 mg

Cat. No. 730680

Sample pretreatment: add 300 µl 10 M potassium hydroxide solution and internal standard (for GC/MS deuterium labelled 11-nor-9-THC-carboxylic acid) to 5 ml urine. Vortex the sample and then hydrolyse at 60 °C for 15 min. Cool sample and add 200 µl glacial acetic acid and 2 ml 50 mM ammonium acetate solution. If necessary, adjust sample pH to 6 – 7.

Column conditioning: 2 ml methanol, then 2 ml dist. water; equilibrate column with 2 ml 50 mM ammonium acetate buffer

Sample application: slowly force or aspirate the sample through the column (1 – 2 ml/min)

Column washing: elute interferants with 10 ml methanol – water (1:1, v/v); dry the column for 10 min at high vacuum; further wash the column with 2 ml acetonitrile and dry for another 2 min

Elution: elute THC metabolites with 3 ml hexane – ethyl acetate – glacial acetic acid (75:25:1, v/v/v)

Further analysis: we recommend GC/MS on an OPTIMA® 5 MS column after derivatisation with 50 µl Silyl-991 (Cat. No. 701480; BSTFA – TMCS 99:1) at 70 °C / 20 min; inject 1 – 2 µl onto the GC column.

Recovery rates: 70 – 80%

MN Appl. No. 303880

Ordering information

	Volume	Adsorbent weight			Pack of
	CHROMABOND® Drug II polypropylene columns				
		100 mg	200 mg	500 mg	
	1 ml	730685			100
	3 ml	730680	730686	730683	50
	6 ml				30
	CHROMABOND® LV-Drug II				
	15 ml	200 mg	732681		30
	CHROMABOND® MULTI 96 Drug II				
		96 x 100 mg	738680.100M		1

Crosslinks

special phase for enrichment of collagen crosslinks

- special cellulose phase for enrichment of collagen crosslinks
- recommended application: collagen crosslinks in urine

Pyridinoline and deoxypyridinoline are collagen crosslinks occurring in bones and cartilage. If these substances are released, they can be detected in the urine. In cases of increased bone catabolism (e.g. during osteoporosis) the urine concentrations of pyridinoline and deoxypyridinoline are increased.



Pyridinium crosslinks from urine

Compounds investigated: pyridinoline, deoxypyridinoline

Column type:

CHROMABOND® Crosslinks / 3 ml, 300 mg
Cat. No. 730458

Sample pretreatment: 250 µl urine and 50 µl of an internal standard (e.g. pyridoxine) are hydrolysed in 250 µl conc. HCl at about 100 – 105 °C for 12 – 16 h. Then 2.5 ml wash solution (*n*-butanol – glacial acetic acid 80:20, v/v) are added to the hydrolysate.

Column conditioning:

5 ml of the wash solution

Sample application:

force or aspirate the pre-treated sample through the column. Discard the flow-through. Wash with 15 – 25 ml of the wash solution.

Elution:

force or aspirate 3 – 5 ml dist. water through the column

MN Appl. No. 302070

Ordering information

Volume	Adsorbent weight	Pack of
CHROMABOND® Crosslinks polypropylene columns		
	300 mg	
3 ml	730458	50
Product for research purposes only (see page 263)		

Tetracycline

special phase for enrichment of tetracyclines

silica phase with special C18 modification, tested for tetracyclines
constant recovery rates for the title compounds (every batch individually tested)

recommended applications:
tetracyclines from biological samples

Tetracyclines from musculature

Private communication of Mr. Lippold, Chemisches Landesuntersuchungsamt (Chem. Research Agency) Freiburg, Germany

Compounds investigated:

tetracycline, oxytetracycline, chlorotetracycline (100 – 500 mg/kg)

Column type:

CHROMABOND® Tetracycline / 6 ml / 500 mg
Cat. No. 730315

Sample pretreatment: weigh 10 g of a cut-up sample in a centrifuge glass and add 93 g succinate buffer pH 4 (5.0 g succinic acid anhydride in 1 l dist. water, pH adjusted with 1 M NaOH). Mix intensively (Ultra-Turrax, 2 min), homogenise in an ultrasonic bath (3 min), and centrifuge 15 min at 5000 g. Aspirate 50 ml of the supernatant through a Cu-loaded chelating sepharose column. Wash the column with 10 ml dist. water, 30 ml methanol and 2 x 10 ml dist. water, finally elute (4 ml/min) with 50 ml EDTA - succinate buffer (37.2 g Titriplex III · H₂O in 1 l succinate buffer).

Column conditioning: 1 column volume methanol, 1 column volume dist. water, then 1 column volume EDTA – succinate buffer (see above)

CAUTION: DO NOT LET THE COLUMN RUN DRY!

Sample application:

force or aspirate 50 ml of the eluate from the sample pretreatment through the CHROMABOND® column

Column washing:

2 ml dist. water (removal of Cu ions), 1 ml *n*-hexane

Elution: with 7.5 ml methanol into a 25-ml tapered flask. Add 1 ml of an ethylene glycol / methanol mixture (22 g ethylene glycol filled up to 100 ml with methanol) and evaporate to dryness with a rotation evaporator (max. 40 °C). Fill up the residue to 400 ml with 0.1 M McIlvain-EDTA buffer (52.5 g citric acid · H₂O, 44.5 g Na₂HPO₄ · H₂O and 93 g Titriplex III dissolved in 2.5 l dist. water, adjusted to pH 4 with NaOH).

Further analysis:

HPLC with column 250 x 4 mm NUCLEOSIL® 100-5 C₁₈ HD, Cat. No. 721850.40 (application 110710)

Recovery rates: tetracycline, chlorotetracycline ~ 50 – 70 %, oxytetracycline ~ 60 – 80 %

MN Appl. No. 302030

Ordering information

Volume	Adsorbent weight	Pack of
CHROMABOND® Tetracycline polypropylene columns		
	500 mg	
6 ml	730315	30
Product for research purposes only (see page 263)		



SPE phases for environmental analysis

AOX

AOX from waters with high salt loads (DIN 38409 – H22)

special PS/DVB phase

recommended application:
extraction of AOX from waters containing high salt loads / organic pollutants in accordance with DIN 38409 – H22

AOX from water (DIN 38409 – H 22)

Column type:
CHROMABOND® AOX / 6 ml / 500 mg
Cat. No. 730111.AOX

Column conditioning:

5 ml methanol, 10 ml dist. water. Do not let the column run dry!

Sample application: force or aspirate 100 ml original or diluted sample (pH 1) through the column (3 – 5 ml/min), don't let the column run dry; discard the flow-through

Column washing: 50 ml nitrate rinsing solution (dissolve 17 g NaNO₃ in 100 ml dist. water, add 1.4 ml HNO₃ 10 M, fill up to 1000 ml; take 50 ml and fill to 1000 ml with dist. water). Discard the flow-through.

Elution: slowly aspirate 1 x 1 ml, then 1 x 4 ml methanol and 10 ml dist. water through the column. Collect eluates in 100 ml volumetric flask and fill to 100 ml with dist. water.

MN Appl. No. 302080

Ordering information

	Volume	Adsorbent weight	Pack of
	CHROMABOND® AOX polypropylene columns		
	6 ml	200 mg 730119.AOX	500 mg 730111.AOX
			30

C18 PAH

octadecyl silica for PAH analysis

base material silica, pore size 60 Å, particle size 45 µm, specific surface 500 m²/g, pH stability 2 – 8
special octadecyl modification for enrichment of PAH, not endcapped, carbon content 14 %

recommended applications:
PAHs from water

PAHs from water

Column type:
CHROMABOND® C18 PAH / 6 ml / 2 g
Cat. No. 730166

Sample pretreatment:

mix 1000 ml water sample with 10 ml methanol

Column conditioning:

1 column volume methanol, then 1 column volume dist. water

Sample application: aspirate 1000 ml water sample through the column (~ 15 to 20 ml/min), then dry column (stream of nitrogen or 24 h in a desiccator over P₂O₅)

Elution: elute with 4 ml acetonitrile / toluene (3:1, v/v) and then evaporate or fill up to the volume required

Recovery rates: (50 ng/l per component): Naphthalene 87 %, Acenaphthylene 89 %, Acenaphthene 90 %, Fluorene 82 %, Phenanthrene 85 %, Anthracene 90 %, Fluoranthene 89 %, Pyrene 89 %, Benz[a]anthracene 87 %, Chrysene 95 %, Benzo[b]fluoranthene 91 %, Benzo[k]fluoranthene 89 %, Benzo[a]pyrene 90 %, Dibenzo[ah]anthracene 97 %, Benzo[ghi]perylene 91 %, Indeno[1,2,3-cd]pyrene 96 %

MN Appl. No. 301250

Ordering information

	Volume	Adsorbent weight	Pack of
	CHROMABOND® C18 PAH polypropylene columns		
	6 ml	2 g 730166	30
	CHROMABOND® C18 PAH glass columns		
	6 ml	730166 G	30
	CHROMABOND® C18 PAH adsorbent		100 g
		730616	



CN/SiOH

combination phase for PAH analysis

- ◆ special combination phase
- cyanopropyl phase for selective adsorption of polycyclic aromatics via π - π interactions
- unmodified silica phase for removal of polar compounds

- ◆ recommended application: extraction of the 16 PAHs according to EPA from soil samples

PAHs from soil

Column type:
CHROMABOND® CN/SiOH, 6 ml, 500/1000 mg
Cat. No. 730135

Sample pretreatment: dry 30 g soil with sodium sulphate and reflux 4 h with 250 ml petroleum ether in a Soxhlet extractor. For low PAH contents (colourless or weakly coloured extracts) concentrate extract to 1/10 of its volume in a rotation evaporator.

Column conditioning: 4 ml petroleum ether

MN Appl. No. 301310

Sample application:

aspirate 20 ml of the extract through the column

Column washing: 2 ml petroleum ether

Elution: 2 x 2 ml acetonitrile / toluene (3:1, v/v), then evaporate or fill to the volume required

Further analysis: HPLC, e.g. with column 250 x 3 mm

NUCLEOSIL® 5 C₁₈ PAH, Cat. No. 720117.30

For recovery rates see application 301310 at www.mn-net.com

Ordering information

Volume	Adsorbent weight	Pack of
CHROMABOND® CN/SiOH polypropylene columns		
	500 mg/1 g	
3 ml	730112	50
6 ml	730135	30
CHROMABOND® CN/SiOH polypropylene columns · BIGpack		
6 ml	730135.250	250
CHROMABOND® CN/SiOH glass columns		
6 ml	730135 G	30

NH₂/C18

combination phase for PAH analysis

- ◆ special combination phase:
- aminopropyl phase for removal of interfering humic acids
- octadecyl phase for enrichment of PAH

- ◆ recommended application: PAHs from water containing humic acids

PAHs from water containing humic acids

Column type:
CHROMABOND® NH₂/C18, 6 ml, 500 mg/1 g glass column
Cat. No. 730620 G

Sample pretreatment:
mix 500 ml water sample with 25 ml 2-propanol

Column conditioning: 10 ml dichloromethane, 10 ml methanol, then 10 ml dist. water – 2-propanol (9:1, v/v)

Sample application: aspirate 500 ml prepared water sample through the column (~ 5 ml/min)

Column washing: 2 ml dist. water – 2-propanol (9:1, v/v), then dry column (about 20 min, vacuum)

Elution: 4 x 0.5 ml CH₂Cl₂ (let percolate first 0.5 ml into the column packing without vacuum, then apply light vacuum), if necessary evaporate in a stream of N₂ and fill up with a suitable solvent

MN Appl. No. 301260

Ordering information

Volume	Adsorbent weight	Pack of
CHROMABOND® NH₂/C18 polypropylene columns		
	500/500 mg	500 mg/1 g
6 ml	730618	730620
		30
CHROMABOND® NH₂/C18 glass columns		
6 ml	730618 G	730620 G
		30



SPE phases for environmental analysis

Na₂SO₄ / Florisil® hydrocarbons from water acc. to DIN H-53 / ISO DIS 9377-4

special combination phase of sodium sulphate and Florisil®

recommended application:
hydrocarbons from drinking,
surface and waste waters

Hydrocarbons from water

Column type:
CHROMABOND® Na₂SO₄/Florisil®, 2000/2000 mg,
6 ml glass column,
Cat. No. 730249 G

Internal standard solution: dissolve 20 mg *n*-tetracontane (C₄₀H₈₂) in petroleum ether, add 20 ml *n*-decane (C₁₀H₂₂) and fill up to one litre with petroleum ether. For preparation of the extraction solution dilute standard solution 1:10 with petroleum ether.

Sample pretreatment:
adjust 900 ml water (10 °C) with HCl (12 mol/l) to pH 2 and add 80 g MgSO₄. Add 50 ml of the extraction solution, close the bottle and stir the suspension intensely for 30 min.

Add enough dist. water to separate the organic from the aqueous phase.

Column conditioning: 5 ml petroleum ether

Sample application:

slowly aspirate or force the sample through the column

Elution: wash with 10 ml petroleum ether. Evaporate the combined solution from sample application and elution to 1 ml at about 75 °C. If necessary, fill up to 1 ml again. (If the hydrocarbon content is high, evaporation to 1 ml may not be necessary.)

Recovery rates: must be > 80 % for *n*-tetracontane.

MN Appl. No. 302090

Ordering information

Volume	Adsorbent weight	Pack of
CHROMABOND® Na₂SO₄ / Florisil® polypropylene columns		
6 ml	2 g/2 g 730249	30
CHROMABOND® Na₂SO₄ / Florisil® glass columns		
6 ml	2 g/2 g 730249 G	30
CHROMABOND® Na₂SO₄ / Florisil® glass columns · BIGpack		
6 ml	2 g/2 g 730249.250	250

SA/SiOH

combination phase for PCB analysis

special combination phase:

SA: strongly acidic cation exchanger based on silica with benzenesulphonic acid modification

SiOH: unmodified silica for removal of polar compounds

recommended application:

extraction of PCBs from waste oil
(hexane extract)

PCB from waste oil

Column type:
CHROMABOND® SA/SiOH, 3 ml, 500/500 mg
Cat. No. 730132

Column conditioning: 1 ml *n*-hexane

Sample application: apply 250 µl waste oil sample to the column and aspirate or force it into the adsorbent with 2 x 1 ml *n*-hexane
MN Appl. No. 301390

Elution: aspirate or force another 2 x 500 µl *n*-hexane through the column; collect all *n*-hexane fractions and if necessary adjust to a concentration suitable for subsequent analysis by either evaporating *n*-hexane in a stream of nitrogen or by dilution with *n*-hexane

Recovery rates:

PCB 28 97 %, PCB 52 96 %, PCB 101 95 %, PCB 138 90 %, PCB 153 95 %, PCB 180 96 %, PCB 209 100 %



Ordering information

Volume	Adsorbent weight	Pack of
CHROMABOND® SA/SiOH polypropylene columns		
	500/500 mg	
3 ml	730132	50
CHROMABOND® SA/SiOH polypropylene columns · BIGpack		
	500/500 mg	
3 ml	730132.250	250

SiOH-H⁺ /SA

combination phase for PCB analysis

◆ special combination phase

SiOH-H⁺: H₂SO₄-impregnated silica phase for oxidation of accompanying compounds to ionic and/or polar compounds

SA: strongly acidic cation exchanger based on silica with benzene-sulphonic acid modification for removal of ionic and sulphur-containing compounds

This combination column is used together with a SiOH column. Both columns together are available as Kombi-Kit PCB.

◆ recommended application:

extraction of PCB from oil with reference to German industrial standard DIN 51527, part 1

PCB in oil samples

determination with reference to German industrial standard DIN 51527

Column type:
CHROMABOND® SiOH-H₂SO₄/SA 3 ml, 500/500 mg and
CHROMABOND® SiOH / 3 ml / 500 mg
Cat. Nos. 730085 and 730073
or Kombi-Kit PCB, Cat. No. 730125

Sample pretreatment:
extract oil-contaminated solids with *n*-hexane. Homogenise other oil samples and dissolve 1.5 to 2.0 g in 50 ml *n*-hexane. Water which may cause turbidities can be removed with sodium sulphate.

Column conditioning:
let 1 ml *n*-hexane flow through the CHROMABOND® SiOH-H₂SO₄/SA column

MN Appl. No. 301380

Sample application: aspirate or force 500 µl sample through the CHROMABOND® SiOH-H₂SO₄/SA column. This phase offers better removal of interfering substances due to sulphonation. Place CHROMABOND® SiOH-H₂SO₄/SA column on top of the SiOH columns with the aid of an adaptor and after at least 30 sec flush sample into the SiOH column with 2 x 1 ml *n*-hexane.
Elution: elute SiOH column with 3 x 0.5 ml *n*-hexane; adjust to a suitable concentration for subsequent GC analysis by evaporation of *n*-hexane in a stream of nitrogen or by dilution with *n*-hexane

Recovery rates:
PCB 28 99 %, PCB 52 95 %, PCB 101 99 %, PCB 138 94 %, PCB 153 99 %, PCB 180 96 %, PCB 209 101 %

Ordering information

Volume	Adsorbent weight	Pack of
CHROMABOND® SiOH-H⁺ /SA polypropylene columns		
	500/500 mg	
3 ml	730085	50
CHROMABOND® SiOH-H⁺ /SA polypropylene columns · BIGpack		
	500/500 mg	
3 ml	730085.250	250
CHROMABOND® SiOH-H⁺ /SA glass columns		
	500/500 mg	
3 ml	730085 G	50
Kombi-Kit for extraction of PCB from oil with reference to DIN 51527, part 1		
	25 columns each of CHROMABOND® SiOH-H ⁺ /SA and CHROMABOND® SiOH	
	730125	1 kit



SPE phases for environmental and food analysis

NAN

special phase for PCB analysis

special combination phase:

N: sodium sulphate for removal of trace water; **A:** SiOH/AgNO₃ phase for removal of sulphur, sulphur-containing and polar compounds

recommended application

extraction of PCB from sludge

PCB from sludge

Compounds investigated: polychlorinated biphenyls (PCB)
This method can also be used for soil samples.

Column type:

CHROMABOND® NAN, 6 ml, 700/2000/700 mg
Cat. No. 730149

Sample pretreatment: extract 2 g lyophilised sludge with 70 ml *n*-hexane, evaporate extract and fill to 10 ml with *n*-hexane

Column conditioning: 10 ml *n*-hexane

Sample application: aspirate 2 ml extract into the column

Elution: slowly aspirate 40 ml *n*-hexane through the column with light vacuum, then evaporate and fill to 5 ml with *n*-hexane

Recovery rates:

PCB 28 104 %, PCB 52 100 %, PCB 101 99 %, PCB 138 98 %,
PCB 153 101 %, PCB 180 98 %, PCB 209 104 %

MN Appl. No. 301400

Ordering information

Volume	Adsorbent weight	Pack of
CHROMABOND® NAN polypropylene columns		
3 ml	400/1400/400 mg	700/2000/700 mg
6 ml	730109	50
		730149
		30
CHROMABOND® NAN polypropylene columns - BIGpack		
6 ml	400/1400/400 mg	700/2000/700 mg
	730149.250	250
CHROMABOND® NAN glass columns		
6 ml	400/1400/400 mg	700/2000/700 mg
	730149 G	30
CHROMABOND® NAN adsorbent		
	730619	100 g

ABC18

special phase for analysis of acrylamide in food

octadecyl silica phase with ion exchange functions for acrylamide analysis

recommended applications:

clean-up of acrylamide from ultra-heated starch-containing food, such as potato chips and other snacks, french fries, crispbread, cereals etc.

Important note:

Minimum concentration of acrylamide should be 70 µg/kg

The procedure includes no concentration step

Acrylamide and the isotopically labelled form, is carcinogenic, mutagenic and neurotoxic.

Acrylamide is created at temperatures above 100 °C from sugar and proteins, e.g. from potatoes or grain during the process of frying, baking, roasting or grilling. The formation depends on temperature, starting at 120 °C and increasing with more elevated temperatures. In cooked food, no acrylamide is found.

Ordering information

Volume	Adsorbent weight	Pack of
CHROMABOND® ABC18 polypropylene columns		
6 ml	500 mg	
	730533	30



Diamino

NEW!

special silica phase for determination of pesticides in food samples

- base material silica, pore size 60 Å, particle size 45 µm, specific surface 500 m²/g, pH stability 2 – 8
- Primary and Secondary Amine functions (PSA), 5 % C
- removes polar compounds (e.g. organic acids, pigments, sugars) from matrices like fruit or vegetables
- similar phases: Supelclean PSA, Bond Elut PSA

- recommended application:
special SPE phase for quick and cheap determination of pesticides in strongly matrix-contaminated samples by GC (**QuEChERS** method = **Quick Easy Cheap Effective Rugged Safe**)

QuEChERS method and pre-mixes

Within a few years after its development by Anastassiades et al. the QuEChERS method has gained a leading position for determination of pesticide residues in food samples by GC-MS or LC-MS, allowing rapid and cheap clean-up of strongly matrix-contaminated samples.

Standard clean-up of food samples

10 g sample are homogenised with 10 ml acetonitrile. After adding the internal standard the sample is shaken with 4 g MgSO₄ and 1 g NaCl and afterwards centrifuged.
1 ml of the supernatant is spiked with 25 mg CHROMABOND® Diamino and 150 mg MgSO₄ and shaken again. After centrifugation the supernatant is injected into GC/MS.

MN Appl. No. 303770

For optimising the extraction of pH-dependent compounds, for minimising decomposition of sensitive substances, and for broadening the matrix spectrum, different modifications of the QuEChERS method have been elaborated.

In addition to the required adsorbent CHROMABOND® Diamino MACHEREY-NAGEL offers a number of individually weighed and **premixed buffer** and **extraction** mixtures, specially composed for different sample matrices.

Procedure 1 for standard food samples:

The sample is extracted with **Mix II**, then purified with **Mix III** or **Mix IV** (food with higher fat content)

Procedure 2 for complex or rich food samples:

The sample is extracted with **Mix I**, then purified with

- Mix III** (samples with low fat content),
- Mix IV** (moderate content of chlorophyll and carotenoids; e.g. carrots, lettuce),
- Mix V** (high content of chlorophyll and carotenoids; e.g. bell peppers, spinach) or
- Mix VI** (higher fat content; e.g. avocados)

For detailed instructions please visit www.mn-net.com or the original references at www.quechers.com.

Ordering information

	Volume	Description	Composition	Cat. No.	Pack of	
	CHROMABOND® QuEChERS extraction buffer mixes					
	15 ml*	Mix I	citrate extraction mix	4 g MgSO ₄ , 1 g NaCl, 0.5 g Na ₂ H citrate · 1.5 H ₂ O, 1 g Na ₃ citrate · 2 H ₂ O	730970	50
	15 ml*	Mix II	acetate extraction mix	6 g MgSO ₄ , 1.5 g Na acetate	730971	50
	CHROMABOND® QuEChERS clean-up mixes containing 0.15 g CHROMABOND® Diamino each					
	15 ml*	Mix III	Diamino clean-up mix	with 0.9 g MgSO ₄	730972	50
	15 ml*	Mix IV	Diamino/Carbon clean-up mix	with 0.9 g MgSO ₄ and 0.015 g Carbon	730973	50
15 ml*	Mix V	Diamino/Carbon clean-up mix	with 0.9 g MgSO ₄ and 0.045 g Carbon	730975	50	
15 ml*	Mix VI	Diamino/C18 ec clean-up mix	with 0.9 g MgSO ₄ and 0.15 g C18 ec	730974	50	
	CHROMABOND® Diamino polypropylene columns					
	3 ml	adsorbent weight 200 mg		730561	50	
	6 ml	adsorbent weight 500 mg		730562	30	
	CHROMABOND® Diamino adsorbent					
				730653.20	20 g	
				730653	100 g	
CHROMABOND® QuEChERS accessories						
		50 ml polypropylene centrifuge tube with screw cap		730223	50	


* 15 ml centrifuge tubes with screw cap



Accessories for SPE

CHROMABOND® vacuum manifolds

- for simultaneous preparation of up to 12, 16 or 24 samples
- replacement parts and accessories for special applications



Vacuum manifold for 12 columns

- 1 rectangular glass cabinet; 2 sizes available: small for up to 12 CHROMABOND® columns or CHROMAFIX® cartridges; large for up to 16 CHROMABOND® LV columns or up to 24 CHROMABOND® columns or CHROMAFIX® cartridges (depending on lid)
- 2 polypropylene lid
- 3 vacuum gauge for pressure reading
- 4 replaceable valves for vacuum control of individual SPE columns
- 5 variable rack with exchangeable partitions, which accept a wide variety of vessels like test tubes, measuring flasks, scintillation vials, autosampler vials, plastic vials etc.
- 6 control valve for adjustment of vacuum
- 7 CHROMABOND® LV columns with 15 ml sample reservoir for medium size samples
- 8 polypropylene sample reservoirs (30 or 70 ml)
- 9 adaptor for sample reservoirs
- 10 CHROMABOND® tubing adaptors

Full description and manual can be downloaded from www.mn-net.com

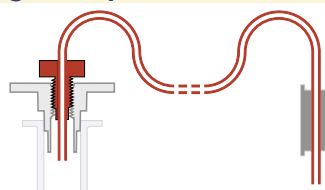
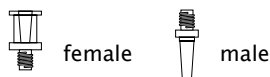
Ordering information

Description	Pack of	Cat. No.
Vacuum manifold complete		
consists of: glass cabinet with lid and lid gasket, removable needles on lower side of lid, vacuum gauge, control valve, valves and caps, variable rack:		
for up to 12 columns or cartridges	1	730150
for up to 16 LV columns	1	730360
for up to 24 columns or cartridges	1	730151
Glass cabinets without accessories (1)		
for 12 columns	1	730173
for 16 LV or 24 columns	1	730174
Lids with gaskets (2)		
for 12 columns (including Luer fittings and valves (4))	1	730175
for 16 LV columns (including Luer fittings and valves (4))	1	730365
for 24 columns (including Luer fittings and valves (4))	1	730176
Gaskets for lid, for 12 columns	2	730177
Gaskets for lid, for 24 columns	2	730178



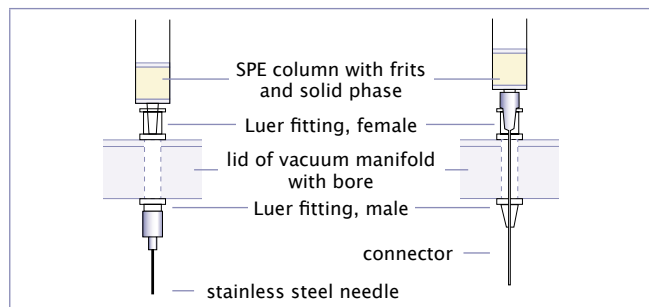
Ordering information

Description	Pack of	Cat. No.
General accessories for vacuum manifolds		
Luer stoppers for vacuum manifold, blue	12	730194
Luer fitting for lid, female	1	730183
Luer fittings as above	12	730183.12
Luer fitting for lid, male	1	730184
Luer fittings as above	12	730184.12
Valves, plastic	12	730185
Stainless steel needles	12	730152
Polypropylene needles	12	730154
PP tanks for vacuum manifold for 12 columns (not available for 16- of 24-position manifold)	2	730233
Vacuum gauge, complete with accessories	1	730179
Drying attachment		
for evaporation of eluates		
Drying attachment, for 12 columns	1	730187
Drying attachment, for 24 columns	1	730188
Collecting rack for 12 columns	1	730157
Collecting rack for 16 LV columns	1	730366
Collecting rack for 24 columns	1	730153
Products for protection from cross contamination		
Valve, brass, tarnished	1	730189.1
Valves, as above	12	730189.12
Stainless steel connectors	12	730106
PTFE connectors (application of connectors see below)	12	730564
PTFE connectors with valve	12	730563
Tubing adaptors for application of large sample volumes (10)		
for 1, 3 and 6 ml glass columns	4	730387
for 1, 3 and 6 ml polypropylene columns	4	730243
for 15, 45 and 70 ml polypropylene columns (tube length approx. 1 m)	4	730386



Protection from cross contamination

For special applications, which require maximum protection from cross contamination we supply chrome-plated brass valves and stainless steel or PTFE connectors, the application of which is shown below. These special connectors are fitted through the lid; thus the sample only has contact with the inert connector and can flow directly into the receptacle.



Drying attachment

If the eluate has to be evaporated, this can be performed with the so-called drying attachment (11, see below). This special lid has a gas connector on one side (12), from which the gas is fed simultaneously to the 12 or 24 stations (13). Thus 12 or 24 eluates can be evaporated simultaneously by just changing the lid and applying a stream of inert gas, e.g. nitrogen.





Accessories for SPE

CHROMABOND® empty columns and accessories

for individual packing of SPE columns with CHROMABOND® adsorbents

Ordering information

Description	Pack of	Cat. No.
Empty polypropylene columns with PE frits, 1 ml	100	730159
Empty polypropylene columns with PE frits, 3 ml	50	730160
Empty polypropylene columns with PE frits, 6 ml	30	730161
Empty polypropylene columns with PE frits, 15 ml	20	730230
Empty polypropylene columns with PE frits, 30 ml	20	730380
Empty polypropylene columns with PE frits, 45 ml	20	730355
Empty polypropylene columns with PE frits, 70 ml	20	730158
Empty polypropylene columns with PE frits, 150 ml	20	730474
PE frits for polypropylene columns 1 ml	250	730164
PE frits for polypropylene columns 3 ml	250	730162
PE frits for polypropylene columns 6 ml	250	730163
PE frits for polypropylene columns 15 ml	250	730351
PE frits for polypropylene columns 30 ml	250	730034
PE frits for polypropylene columns 45 ml	250	730356
PE frits for polypropylene columns 70 ml	250	730026
PE frits for polypropylene columns 150 ml	250	730475
Empty glass columns with glass fibre frits, 3 ml	50	730171
Empty glass columns with glass fibre frits, 6 ml	30	730172
Glass fibre frits for glass columns 3 ml	250	730191
Glass fibre frits for glass columns 6 ml	250	730192
Empty LV polypropylene columns with PE frits, 15 ml, for 100 mg adsorbent weight	50	732500
Empty LV polypropylene columns with PE frits, 15 ml, for 200/500 mg adsorbent weight	50	732501
PE frits for LV polypropylene columns 15 ml for 100 mg adsorbent weight	250	732019
PE frits for LV polypropylene columns 15 ml for 200/500 mg adsorbent weight	250	732020
Adaptor (PVDF) for glass columns (1, 3 and 6 ml)	1	730104
Adaptors as above	10	730105
Adaptor (PP) for polypropylene columns (1, 3 and 6 ml)	1	730100
Adaptors as above	10	730101
Adaptor (PE) for polypropylene columns (15, 45, 70 ml)	1	730350
Adaptors as above	10	730385
Adaptor (PE) for polypropylene columns (30 and 70 ml)	1	730566
Reservoir columns for application of medium-size samples		
Reservoir column 30 ml, polypropylene, with one adaptor for 1, 3, 6 ml CHROMABOND® polypropylene columns	1	730102
10 Reservoir columns 30 ml, polypropylene with one adaptor for 1, 3, 6 ml CHROMABOND® polypropylene columns	1 kit	730103
Reservoir column 70 ml, polypropylene, with one adaptor for 1, 3, 6 ml CHROMABOND® polypropylene columns	1	730381
10 Reservoir columns 70 ml, polypropylene with one adaptor for 1, 3, 6 ml CHROMABOND® polypropylene columns	1 kit	730382
Reservoir column 70 ml, polypropylene, with one adaptor for 15, 45, 70 ml CHROMABOND® polypropylene columns	1	730388
10 Reservoir columns 70 ml, polypropylene with one adaptor for 15, 45, 70 ml CHROMABOND® polypropylene columns	1 kit	730389



Automated and on-line SPE

Performing Solid Phase Extraction (SPE) manually can be time consuming and nerve-racking, especially when recovery and reproducibility are lacking due to sample variability. If SPE can be reliably automated, it becomes a much more efficient and reproducible process.

On-line SPE is a powerful method in automated sample preparation where the SPE hardware is technically integrated into a HPLC system. Crude samples are placed in an autosampler and processed fully automatic prior to injection into a GC (MS) or LC (MS) system.

MN offers different on-line column configurations designed to fit your on-line SPE analysis needs and filled with a choice of different particle sizes and modifications:

- ◆ special SPE columns already equipped with special caps and needles to be used in the SPE unit of the **Gerstel MultiPurposeSampler (MPS)**
- ◆ columns for **Gilson ASPEC™** systems are ready-to-use assembled with caps. In addition to the columns and phases listed below, all 1, 3 and 6 ml CHROMABOND® polypropylene columns from our program can be supplied assembled with ASP caps.

Please contact us for further information or special request at info@mn-net.com.



SPE cartridges for Gerstel MPS system



Gerstel MPS system

Ordering information for Gilson ASPEC™ columns

Column size	Weight [g]	Pack of [columns]	Cat. No.
CHROMABOND® SiOH			
1 ml	0.1	100	730071ASP
3 ml	0.5	100	730073ASP
6 ml	1	100	730075ASP
CHROMABOND® C18 ec			
1 ml	0.1	100	730011ASP
3 ml	0.5	100	730013ASP
6 ml	1	100	730015ASP



Columns for the Gilson ASPEC™



High-throughput SPE

CHROMABOND® MULTI 96 for robot systems

Alternatively CHROMABOND® Multi 96 plates provide a means of high throughput sample preparation by processing 96 samples in a standard 8x12 microcolumn plate format compatible with standard 96-well plate liquid handling technologies and injection systems. CHROMABOND® Multi 96 plates are available for solid phase extraction (SPE) and for filtration.

CHROMABOND® MULTI 96 · SPE in microtitre format

- 96-well PP microtitre plates with PE filter elements
- adsorbent weights from 25 to 100 mg
- supplied with any CHROMABOND® SPE adsorbents
- for simultaneous preparation of 96 samples
- easy method transfer from CHROMABOND® columns or CHROMAFIX® cartridges to CHROMABOND® MULTI 96


Advantages of this high-throughput system:

- simultaneous preparation of 96 samples; this means a 4-fold increase over traditional 24-position SPE processors
- economical by saving time and solvent
- use of multi-channel pipettors facilitates liquid transfer steps
- readily adaptable to all common automated / robotic handling systems
- minimised dead volume ($\leq 40 \mu\text{l}$)


Instrument compatibility

CHROMABOND® MULTI 96 SPE microtitre or filtration plates are compatible with e.g. the following liquid handling and/or SPE automation systems:

- Perkin Elmer MultiProbe® II
- Tomtec Quadra 3® and Quadra 3® SPE
- Hamilton Microlab® SPE Workstation
- Beckman Coulter Biomek® 2000
- Caliper Life Science RapidTrace®
- Gilson ASPEC™ XL4 and ASPEC™ XL
- Gilson 215 SPE Liquid Handler
- Tecan Genesis™ FE500



Multiprobe® II (Perkin-Elmer)



Biomek® 2000 (Beckman Coulter)



CHROMABOND® MULTI 96 vacuum manifold

for handling of CHROMABOND® MULTI 96 SPE plates for up to 96 samples


CHROMABOND® MULTI 96 is designed for use in common robotic workstations or commercially available liquid handling systems. Alternatively, use of multi-channel pipettors facilitates a manual liquid transfer. Extraction is carried out using the CHROMABOND® MULTI 96 vacuum manifold. With the help of the control valve the vacuum of the manifold can be adjusted leading to an optimum flow rate through the CHROMABOND® MULTI 96 SPE plate.

A reservoir tank and 96-well collection plates (96 x 0.5 or 96 x 2 ml) made of polypropylene can be supplied as accessories. An interesting alternative for collection of the eluates is a collection rack, which can be fitted with twelve 8-well strips of polypropylene tubes (each 1 ml). If you have to work on less than 96 samples, you can seal individual rows of the 96-well plate with a PTFE-covered rubber pad.



Ordering information

Description	Pack of	Cat. No.
CHROMABOND® MULTI 96 vacuum manifold with reservoir tank, vacuum gauge, and control valve	1	738630.M
96-well microtitre plates (polypropylene) 96 x 0.25 ml	10	738651
96-deep-well collecting plate (polypropylene) 96 x 2 ml	1	738650
Collection racks with polypropylene tube strips (twelve 8-well strips) 96 x 1.0 ml	5	738637
Polypropylene tube strips (twelve 8-well strips) 96 x 1.0 ml	10	738652
8-well strip sealing caps for PP tube strips (Cat. No. 738652)	30	738638
Reservoir tanks (polypropylene)	2	738639.M
Butyl rubber pad, PTFE covered for sealing of individual rows of the 96-well plate, 125 x 85 mm	1	738645



For CHROMABOND® MULTI 96 filter plates see page 63. The ordering information of 96-well plates packed with individual CHROMABOND® adsorbents is listed with the respective phases.



Packings for Flash chromatography

MN adsorbents

a unique variety of phases

as with our SPE products, all Flash columns and cartridges from MN are available with our whole range of CHROMABOND® phases (more than 35, e.g. C18, C8, OH, Alox etc. as listed on page 8 - 9)

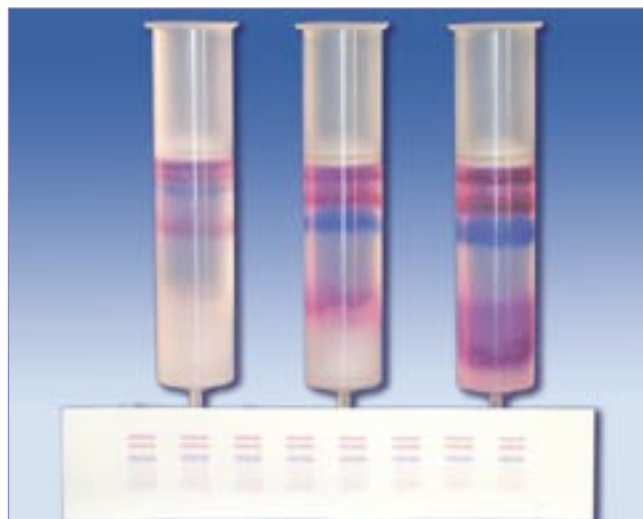
Additionally you can choose from our range of POLYGOPREP silica packings in particle sizes from 12 to 130 µm and pore sizes from 60 to 4000 Å (see page 162 - 163).

for high performance Flash separations you can order columns packed with spherical NUCLEODUR® featuring very high separation efficiency and extremely increased column lifetime (particle size > 12 µm as listed on page 157)

For corresponding offers please contact your local MN distributor.

TLC is often used for the development of a selective and reproducible method in Flash chromatography, because it is often necessary to test a large number of eluent and/or adsorbent combinations.

MN TLC plates and sheets are coated with the same base silica, which is used in our CHROMABOND® Flash cartridges. This is an important prerequisite for the reproducible transfer of a TLC separation to the Flash column, because the parameters are identical in both systems.



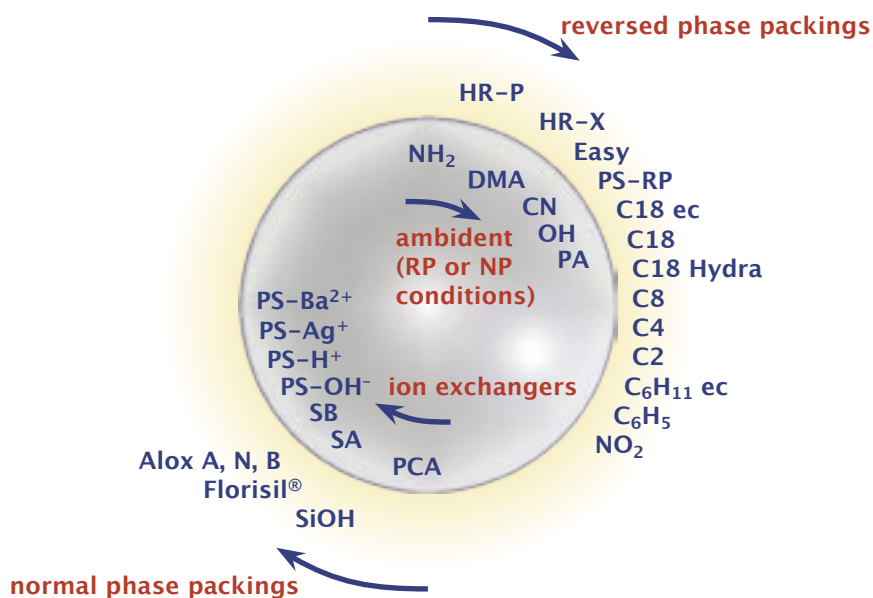
Transformation from a TLC separation to Flash columns

Flash Chromatography



Flash holder 750 with cartridge (65 mm ID)

Summary of possible phases and modifications





MN Flash Safety System

the challenge:

- maximum safety during use under pressure
- increased column life time
- high separation efficiency
- excellent reproducibility
- high loadability
- easy and flexible installation, even with different instruments / hardware

our solution:

the CHROMABOND® Flash Safety System

can be used as stand-alone system for any pump / detector / fraction collector combination with ¼"-28 fittings

CHROMABOND® safety holder, available in 5 different sizes (90, 180, 240, 360, 750/1000 ml)

holder can be equipped with either luer lock inlet, ¼"-28 threads or Swagelok® connection

cartridges with luer lock exit for a safe and pressure stable tube connection

maximum safety up to 9 bar

connecting accessories available

meeting today's customers' demands



holders with cartridges
(40 mm ID)



holder with cartridge
(65 mm ID)

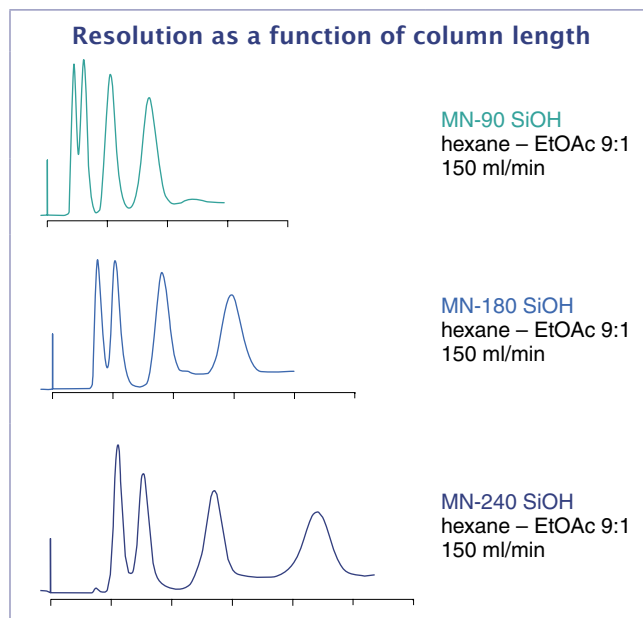
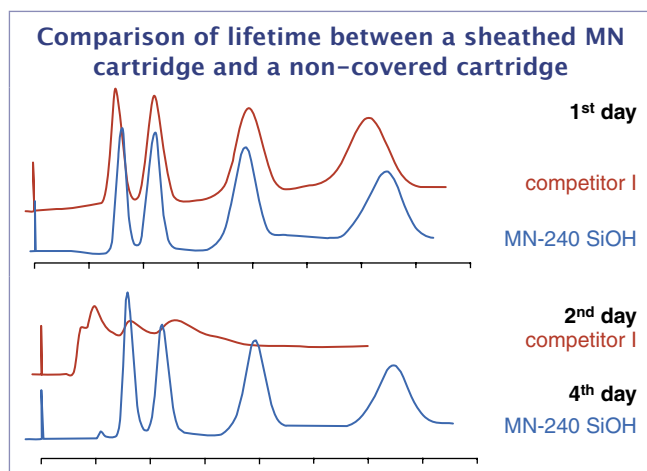
Safety and column lifetime

Both points are closely connected for the CHROMABOND® Flash Safety System. The metal casing around the cartridge increases the security for the user compared to pure plastic cartridges without casing.

Our CHROMABOND® Flash Safety System is tested and proofed up to 9 bar. This increases the flexibility due to the use of a broader range of feasible solvents (i.e. with higher viscosity) and reduces the analysis time by higher possible flow rates. The metal casing inhibits the deformation or twisting of the cartridge and through this, avoids a damage of the packing by swelling or solvent effects. The increase in cartridge lifetime is now measured in days, not only in hours or a few runs.

Separation efficiency and reproducibility

Our optimised and automatic packing process leads to an excellent packing quality, irrespective of the phase or particle size distribution (normal phase or reversed phase, spherical or irregular particles). MN, as a manufacturer of silica, has decades of experience in the production of first class separation phases and columns. This leads to highest separation efficiencies of the columns, a constant back pressure (via controlled narrow particle size distribution) and good reproducibility from cartridge to cartridge.





CHROMABOND® Flash Safety System

Loadability

Due to the narrow particle size distribution, the excellent packing quality and the optimised stationary phases (acid washed silica, reduced particulate matter) our cartridges can realize highest loadability at best possible separation efficiency. Additionally, the large range of different cartridge lengths and diameters eases to find the optimum in loadability for a given sample amount.

Rule of thumb for the loadability

separation	loadability	g sample / g adsorbent
difficult	low	≤ 1 %
easy	high	≥ 10 %

Ease and flexibility of installation

We use common ¼"-28 fittings and luer locks for all connections. Thus compatibility with very different hardware systems is given, making daily work a lot easier.

Helpful in this respect is our complete CHROMABOND® Flash starter kit.



For ordering information of holders and accessories see next page.

Alternative injection systems and methods

- ◆ **liquid injection systems:** the sample is applied to the flash column e. g. via syringe and 3-way valve (left figure below) or with a VICI® medium pressure valve with sample loop
- ◆ **solid injection systems:** the sample is adsorbed to a suitable adsorbent (e. g. CHROMABOND® XTR), and the loaded adsorbent is filled into a solid injection cartridge fitted with the corresponding adaptor (right figure below)



Flash Chromatography

CHROMABOND® Flash cartridges with luer lock - Ordering information

Description	Dimensions		Adsorbent SiOH			Adsorbent C18 ec		
	length [mm]	ID [mm]	adsorbent weight [g]	pack of	Cat. No.	adsorbent weight [g]	pack of	Cat. No.
CHROMABOND® Flash MN-90	114	40	40	10	730810	55	2	730814
CHROMABOND® Flash MN-180	194	40	90	10	730811	110	2	730815
CHROMABOND® Flash MN-240	240	40	130	10	730784	150	2	730816
CHROMABOND® Flash MN-360	325	40	180	5	730813	220	1	730817
CHROMABOND® Flash MN-750	270	65	330	5	730835	440	1	730836
CHROMABOND® Flash MN-1000	365	65	450	2	730838	620	1	730837

For operation of these cartridges the corresponding holder is required (see next page)




Ordering information

Description	Dimension	Pack of	Cat. No.
CHROMABOND® Flash starter kit			
CHROMABOND® Flash starter kit, consists of: 1/8" PTFE tubing, ID 1.5 mm, length 3 m; 5 x 1/4"-28 PP nuts; 5 x 1/8" tefzel ferrules; 5 x 1/4"-28 nylon unions; 2 x 1/4"-28 PP luer locks female; 1 x 1/4"-28 PP luer locks male; 1 x 1/4"-28 PP luer tip male		1	730798
 Holders and replacement parts			
CHROMABOND® Flash holder 90 (complete with cap (luer lock, female) and casing)	60 x 108 mm	1	730896
CHROMABOND® Flash holder 180 as above	60 x 187 mm	1	730897
CHROMABOND® Flash holder 240 as above	60 x 232 mm	1	730899
CHROMABOND® Flash holder 360 as above	60 x 318 mm	1	730898
CHROMABOND® Flash holder 750 (complete with cap, star-shaped distribution device, seal, retaining ring and casing)	95 x 300 mm	1	730834
CHROMABOND® Flash casing 90	46 x 88 mm	1	730806
CHROMABOND® Flash casing 180	46 x 167 mm	1	730807
CHROMABOND® Flash casing 240	46 x 212 mm	1	730808
CHROMABOND® Flash casing 360	46 x 298 mm	1	730809
CHROMABOND® Flash cap (40 mm ID) with luer lock, female, incl. sealing ring	60 x 47 mm	1	730818
CHROMABOND® Flash replacement sealing ring (40 mm ID), for cap		1	730819
CHROMABOND® Flash replacement luer lock, female, for cap		1	730820
Accessories			
VALCO Cheminert® injection valve, 6 ways, 2 positions, manual, 1/4"-28		1	724C226186
CHROMABOND® Flash PP luer lock, female, 1/4"-28		5	730805
CHROMABOND® Flash PP luer lock, male, 1/4"-28		5	730801
CHROMABOND® Flash 3-way adaptor with valve, 1/4"-28 connections		1	730895
Solid injection system			
CHROMABOND® Flash solid injection adaptor 3 ml	3 ml	1	730821
CHROMABOND® Flash solid injection adaptor 6 ml	6 ml	1	730822
CHROMABOND® Flash solid injection adaptor 10 ml	10 ml	1	730823
CHROMABOND® Flash solid injection adaptor 30/55 ml	30 ml	1	730831
CHROMABOND® Flash solid injections cartridge with luer lock, incl. filter elements	3 ml	10	730824
CHROMABOND® Flash solid injections cartridge with luer lock, incl. filter elements	6 ml	10	730825
CHROMABOND® Flash solid injections cartridge with luer lock, incl. filter elements	10 ml	10	730826
CHROMABOND® Flash solid injections cartridge with luer lock, incl. filter elements	30 ml	10	730833
CHROMABOND® Flash solid injections cartridge with luer lock, incl. filter elements*	55 ml	10	730927
CHROMABOND® Flash solid injection filter elements for 3 ml cartridges	10 mm	20	730827
CHROMABOND® Flash solid injection filter elements for 6 ml cartridges	13 mm	20	730828
CHROMABOND® Flash solid injection filter elements for 10 ml cartridges *	16.5 mm	20	730829
CHROMABOND® Flash Viton® sealing ring for 10 ml solid injection adaptor *		5	730925

* other sizes on request



VALCO Cheminert® injection valve with sample loop



3-way adaptor with valve, fitted with tubing



solid injection adaptors



solid injection cartridges



CHROMABOND® Flash cartridges for Biotage® systems

CHROMABOND® Flash solutions for specific Flash instruments

- product range designed for use in Flash systems of Biotage AB (Flash 12i™ and FlashMaster™) and the Teledyne Isco Companion® without additional connectors or capillaries
- on request all column types listed below can be packed with any adsorbent as described on page 8 – 9 (please note that other packings often result in differing adsorbent weights)

Cartridges for Biotage® FlashMaster™



CHROMABOND® Flash FM columns, available in all current dimensions (other adsorbent weights than those listed below can be packed on request)

Cartridges for e.g. the Biotage® Flash 12i™



CHROMABOND® Flash BT columns

Flash Chromatography

Ordering information

Designation	Column length [cm]	ID [mm]	Adsorbent weight [g]	Pack of	Cat. No.
CHROMABOND® Flash columns for Biotage® FlashMaster™ systems					
CHROMABOND® Flash FM 15/2 SiOH	9.0	15.8	2.0	50	730881
CHROMABOND® Flash FM 25/5 SiOH	10.0	20.5	5.0	50	730891
CHROMABOND® Flash FM 25/10 SiOH	10.0	20.5	10.0	50	730666
CHROMABOND® Flash FM 70/10 SiOH	15.4	26.8	10.0	30	730885
CHROMABOND® Flash FM 70/20 SiOH	15.4	26.8	20.0	30	730915
CHROMABOND® Flash FM 70/25 SiOH	15.4	26.8	25.0	30	730892
CHROMABOND® Flash FM 150/25 SiOH	17.0	38.2	25.0	20	730667
CHROMABOND® Flash FM 150/50 SiOH	17.0	38.2	50.0	20	730887
CHROMABOND® Flash FM 150/70 SiOH	17.0	38.2	70.0	20	730880
CHROMABOND® Flash FM 15/2 C18 ec	9.0	15.8	2.0	50	730890
CHROMABOND® Flash FM 25/5 C18 ec	10.0	20.5	5.0	20	730884
CHROMABOND® Flash FM 70/10 C18 ec	15.4	26.8	10.0	20	730886
CHROMABOND® Flash FM 150/50 C18 ec	17.0	38.2	50.0	10	730888
CHROMABOND® Flash FM 70/10 NH ₂	15.4	26.8	10.0	20	730768
CHROMABOND® Flash FM 70/20 NH ₂	15.4	26.8	20.0	20	730767
CHROMABOND® Flash columns for Biotage® systems					
CHROMABOND® Flash BT 12 S SiOH	10.3	12	4.5	20	730855
CHROMABOND® Flash BT 12 M SiOH	17.8	12	8.5	20	730857
CHROMABOND® Flash BT 12 S C18 ec	10.3	12	5.0	10	730856
CHROMABOND® Flash BT 12 M C18 ec	17.8	12	11.0	10	730858



Cartridges for the Teledyne Isco Companion®

All CHROMABOND® Flash RS types and 3 sizes of the CHROMABOND® Flash Safety System (C-90, C-180, C-240) with holder can be directly used in the Teledyne Isco Companion®



CHROMABOND® Flash RS columns



CHROMABOND® Flash C-90, C-180, C-240 cartridges with the corresponding Flash holders

Ordering information

Designation	Column length [cm]	ID [mm]	Adsorbent weight [g]	Pack of	Cat. No.
CHROMABOND® Flash RS columns for Teledyne Isco® systems					
CHROMABOND® Flash RS 6 SiOH	8.8	12.7	3.5	50	730870
CHROMABOND® Flash RS 30 SiOH	10.9	20.5	12.0	20	730872
CHROMABOND® Flash RS 70 SiOH	16.4	26.8	35.0	10	730869
CHROMABOND® Flash RS 6 C18 ec	8.8	12.7	4.5	10	730871
CHROMABOND® Flash RS 30 C18 ec	10.9	20.5	15.0	2	730873
CHROMABOND® Flash RS 70 C18 ec	16.4	26.8	42.0	2	730874
CHROMABOND® Flash RS 70 C8	16.4	26.8	42.0	2	730781
CHROMABOND® Flash RS 30 CN	10.9	20.5	15.0	2	730920
CHROMABOND® Flash RS 30 Diol	10.9	20.5	15.0	2	730922
CHROMABOND® Flash RS 30 NH ₂	10.9	20.5	15.0	2	730921
CHROMABOND® Flash RS 70 NH ₂	16.4	26.8	42.0	2	730779
CHROMABOND® Flash cartridges with luer tip for Teledyne Isco® systems*					
CHROMABOND® Flash C-90 SiOH	11.4	40	40	10	730787
CHROMABOND® Flash C-180 SiOH	19.4	40	90	10	730786
CHROMABOND® Flash C-240 SiOH	24.0	40	130	10	730812
CHROMABOND® Flash C-90 C18 ec	11.4	40	55	2	730793
CHROMABOND® Flash C-180 C18 ec	19.4	40	110	2	730794
CHROMABOND® Flash C-240 C18 ec	24.0	40	150	2	730783

* built-in operation, requires the corresponding holders (see page 49)




Low pressure Flash chromatography

Glass columns and accessories for Flash chromatography

- economic low-tech method for the synthesis laboratory
suited for the separation of compounds up to gram levels
no expensive equipment required
- MN flash chromatography kits include a glass column, eluent reservoir, silica 60 and accessories. Glass columns of different sizes and accessories can be ordered separately.
These columns are normally filled to a height of about 15 cm, working pressures are 1.5 to 2 bar.
The most used adsorbent is silica 60 with particle size 40 – 63 µm (see page 164), however, you may also use our range of POLYGOPREP silica phases (see page 162 – 163). Particle sizes < 25 µm should only be used with very low-viscosity mobile phases, because otherwise flow rates will be very low.
These columns are to be packed by the user.

Flash Chromatography

Ordering information

	Designation	Pack of	Cat. No.
 <p>2 different sizes of glass columns with eluent reservoir and pressure gauge</p>	Flash chromatography kits		
	Flash chromatography kit I, consists of 1 glass column 20 mm ID x 400 mm, one 1-l eluent reservoir, 100 g silica 60 (40 – 63 µm), sea sand, silanised glass fibre wadding	1 kit	727450
	Flash chromatography kit II, consists of 1 glass column 40 mm ID x 450 mm, one 2-l eluent reservoir, 100 g silica 60 (40 – 63 µm), sea sand, silanised glass fibre wadding	1 kit	727451
	Flash chromatography columns		
	complete with adaptor and teflon® tap, fitted with a polypropylene net to protect against bursting		
	20 mm ID x 200 mm length	1 column	727400
	20 mm ID x 400 mm length	1 column	727401
	25 mm ID x 200 mm length	1 column	727402
	25 mm ID x 400 mm length	1 column	727403
	30 mm ID x 300 mm length	1 column	727404
	30 mm ID x 400 mm length	1 column	727405
	40 mm ID x 300 mm length	1 column	727406
	40 mm ID x 450 mm length	1 column	727407
	Accessories for flash chromatography glass columns		
	Eluent reservoir 1 l with adaptor, covered with a protective plastic sleeve for burst protection; this also prevents build-up of UV-induced radicals in the eluent	1	727420
Eluent reservoir as above, however 2 l volume	1	727421	
Pressure gauge for controlling flow rates	1	727422	
Sea sand, acid washed and calcined	1000 g	727423	
Glass fibre wadding, silanised	25 g	718002	



CHROMABOND® PTS and PTL

columns for phase separation

- ◆ automatic separation of a two-phase mixture without separation funnel
 two-phase mixtures are completely applied to the column and the phase boundary is determined without further work. The special membrane stops automatically and the interesting phase is separated.
 columns **must not** be run with vacuum or pressure
- ◆ **PTS**
 for solvents **heavier** than water, e.g. for chloroform, dichloromethane etc.
 maximum size 150 ml
- ◆ **PTL**
 for solvents **lighter** than water, e.g. for diethyl ether, hexane etc.
 maximum size 70 ml



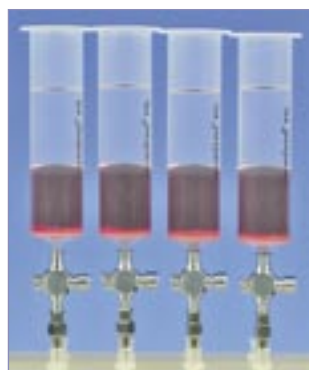
Ordering information

Column volume [ml]	Pack of [columns]	Cat. No.
CHROMABOND® PTS		
for solvents heavier than water		
1	100	730710
3	100	730712
6	100	730714
15	100	730716
30	100	730718
45	50	730720
70	50	730722
150	20	730724
CHROMABOND® PTL		
for solvents lighter than water		
1	100	730730
3	100	730732
6	100	730734
15	100	730736
30	100	730738
45	50	730740
70	50	730742



the ideal tool for breaking emulsions

Phase Separation



CHROMABOND® PTL in action: organic upper phase (colourless), aqueous lower phase (red)



Kieselguhr phase for liquid-liquid extraction

CHROMABOND® XTR

for liquid-liquid extraction

- ◆ base material coarse-grained kieselguhr (also known as diatomaceous earth, hydromatrix, celite)
 - large pore size, high pore volume, constantly high batch-to-batch quality
 - pH working range 1 - 13
- ◆ **application:**
 - liquid-liquid extraction of highly viscous aqueous solutions such as physiological fluids (blood, plasma, and serum) in clinical chemistry, dyes in textiles, environmental and food analysis without use of a separation funnel
 - high water loadability without breakthrough of water during elution with organic solvents
 - also suited for removing small amounts of water from solvents which are not miscible with water
- ◆ **advantages:**
 - fast, reproducible and economical
 - simultaneous preparation of several samples
 - no problems with phase separation · no formation of emulsions
 - high recovery rates
 - saving of time and solvents
 - organic solutions need not to be dried after separation

Extraction of analytes from an aqueous to an organic phase

Column conditioning: not required

Sample application: aqueous solutions are applied to the dry CHROMABOND® XTR adsorbent. They are soaked up by the solid within a few minutes and spread over the surface of the kieselguhr material as a thin film.

Never exceed the volume capacities listed for each column size!

Elution:

lipophilic analytes are eluted with water-immiscible organic solvents; the aqueous phase remains on the CHROMABOND® XTR adsorbent
polar, water-soluble analytes, which remain in the aqueous phase on the XTR adsorbent, can be eluted e.g. with saturated NaCl solution

General column parameters

CHROMABOND® XTR volume	amount of adsorbent	max. volume capacity of aq. solution	waiting period before elution	elution volume
1 ml	250 mg	0.25 ml	5 min	3 ml
3 ml	500 mg	0.5 ml	5 min	6 ml
6 ml	1 g	1 ml	5 - 10 min	8 ml
15 ml	3 g	3 ml	5 - 10 min	12 ml
30 ml	4.5 g	5 ml	5 - 10 min	16 ml
45 ml	8.3 g	10 ml	10 - 15 min	24 ml
70 ml	14.5 g	20 ml	10 - 15 min	40 ml
150 ml	37.5 g	50 ml	10 - 15 min	90 ml

Depending on the concentration of the analytes eluates can be analysed immediately, or the organic solvent is evaporated. The pH value of the aqueous solution can be altered on the column, which enables elution of different compounds of a sample under optimised conditions. Under certain circumstances, acidic, neutral, and basic compounds can be fractionated in this way.


Solvents applicable for elution

- ✓ diethyl ether
- ✓ *tert*-butyl methyl ether
- ✓ ethyl acetate
- ✓ *n*-hexane
- ✓ cyclohexane
- ✓ toluene
- ✓ methylene chloride
- ✓ chloroform
- ✓ chloroform / methanol (90:10, v/v)
- ✓ chloroform / methanol (85:15, v/v)
- ✓ diethyl ether / ethanol (90:10, v/v)
- ✓ diethyl ether / ethanol (80:20, v/v)
- ✓ methylene chloride / 2-propanol (90:10, v/v)
- ✓ methylene chloride / 2-propanol (85:15, v/v)

Eluents with too high alcohol contents cause an increase in volume of the aqueous phase on the CHROMABOND® XTR. Here the column could be overloaded and the aqueous phase displaced from the column. In this case, a greater capacity column should be used.



Sample application



Spreading of the sample



Sample elution

Ordering information

	column volume	1 ml	3 ml	6 ml	15 ml	30 ml	45 ml	70 ml	150 ml
	adsorbent weight	250 mg	500 mg	1 g	3 g	4.5 g	8.3 g	14.5 g	37.5 g
	pack of	100	50	30	30	30	30	30	10
	CHROMABOND® XTR polypropylene columns								
		730501	730502	730487	730489	730505	730506	730507	730509
	CHROMABOND® XTR glass columns								
		730487 G							
	CHROMABOND® MULTI 96 XTR								
	96-well plates 96 x 150 mg, packs of 1 plate, for max. 96 x 0.2 ml aqueous solution								
		738131.150M							
	CHROMABOND® XTR adsorbent								
		50 bags of 14.5 g (for max. 20 ml aqueous solution each)							
		for 70 ml PP columns with 100 PE filter elements				for NT20 with 50 PE filter elements (dia. 10 mm)			
		730585				730586			
	Accessories for liquid-liquid extraction with CHROMABOND® XTR								
	variable polypropylene rack for 24 positions, incl. 24 PP stopcocks and 24 PP needles								730508

For parallel processing of up to 24 CHROMABOND® XTR columns 1 - 150 ml we recommend the polypropylene rack Cat. No. 730508 consisting of

1. two side walls
2. middle part including stopcocks and needles
3. bottom part
4. top part for stabilising 45 ml, 70 ml and 150 ml CHROMABOND® XTR columns

This rack can be adjusted to various heights depending on the CHROMABOND® XTR columns and the collection vials used. Each position of the middle part is equipped with a polypropylene stopcock on the top (Cat. No. 730185) and a polypropylene needle on the bottom (Cat. No. 730154).

For collection of the sample, vessels such as vials, test tubes, round bottom or tapered flasks, can be used. For our programme of sample vials, please see the chapter "Vials and accessories" from page 64.





Syringe filters CHROMAFIL®

Syringe filters are used for filtration of suspended matter from liquid samples or gases. With CHROMAFIL®, rapid purification and removal of particles is very simple: just place the filter on the syringe, and you are ready for filtration. Special manipulations are not required. Contamination of sensitive instrumentation by solid impurities can be avoided, thus increasing lifetime of chromatographic columns and equipment.

Advantages:

- ◆ **Polypropylene housing**
 considerably better solvent stability compared to acrylate and polystyrene filters, low content of extractable substances
- ◆ **Housing ultrasonically sealed, not glued**
 no extractable components from glues
- ◆ The special **thick rim** of the housing is ideal for use of the filters in laboratory robots (e.g. Benchmate™).
- ◆ **Filtration in both directions** possible, the liquid cannot bypass the membrane
- ◆ **Luer lock on side of entry**
 safe connection on the "high pressure" side
- ◆ **Luer exit**
 standard luer for 3 and 25 mm filters, minispikes luer with low dead volume and small OD for 15 mm filters. Filter inlet and filter exit can be fitted to the CHROMABOND® columns for selective sample preparation with the aid of a special adaptor.
- ◆ **Deflector**
 the stream of liquid is broken and distributed, and does not directly hit the membrane: this prevents rupture of the membrane
- ◆ **Star-shaped distribution device**
 the liquid is evenly distributed to the whole membrane surface: this results in a better utilisation of the total area; the filter is not plugged up rapidly; high flow efficiency
- ◆ **Colour coded filters**
 filters with 0.2 µm pores have a yellow upper shell, that of filters with 0.45 µm pores is colourless; the different membrane types are distinguished by different colours of the lower shell
- ◆ Available **pore sizes** 0.2 and 0.45 µm (exceptions: PET filters with 1.2 µm, glass fibre filters with 1 µm, PES filters with 5 µm)
- ◆ **Filter sizes:** 25, 15 and 3 mm diameter The small diameter filters are especially recommended for very small samples, which require extremely low dead volumes: 80 µl for 25 mm Ø, 12 µl for 15 mm Ø, 5 µl for 3 mm Ø
- ◆ All filters can be **autoclaved** at 121 °C and 1.1 bar for 30 min.



CHROMAFIL® BIG-BOXES

- ◆ 400 (25 mm) or 800 (15 mm) colour-coded quality syringe filters
- ◆ food safe PE box with screw cap
- ◆ economical prices

Recommended filter size depending on sample volume

sample volume	recommended filter diameter
≤ 1 ml	3 mm
1 - 10 ml	15 mm
10 - 100 ml	25 mm

Depending on your filtration task you can choose filter membranes made from different materials:

Material	Page
Polyester (PET) with or without glass fibre prefilter	57
Regenerated cellulose (RC)	58
Teflon® (PTFE)	58
Cellulose mixed esters (MV)	59
Cellulose acetate (CA) · sterile and non-sterile	59
Polyamide / Nylon (PA)	60
Polyethersulfone (PES) · sterile and non-sterile	60
Polyvinylidene difluoride (PVDF) with or without glass fibre prefilter	61
Glass fibre (GF)	61



CHROMAFIL® Xtra

NEW!

labelled for method validation and certification

Xtra: imprint for direct identification of the membrane type, diameter and pore size

Xtra: new, low bleeding PP housing

Xtra: colour-free plain polypropylene



Polyester (PET)

- ◆ hydrophilic multipurpose membrane
- ◆ for polar as well as nonpolar solvents
- the HPLC filter, especially suited for mixtures of water and organic solvents for TOC/DOC determination**
- not cytotoxic, does not inhibit the growth of microorganisms and higher cells
- ◆ polyester filter with integrated glass fibre prefilter (GF/PET): recommended for solutions with a high load of particulate matter or for highly viscous solutions



PET



GF/PET

Ordering information - CHROMAFIL®

Type	Pore size [µm]	Membrane diameter [mm]	Colour code		Standard pack		BIG-BOX	
			top	bottom	filters/pack	Cat. No.	filters/pack	Cat. No.
PET-20/15 MS	0.20	15	yellow	orange	100	729022	800	729022.800
PET-45/15 MS	0.45	15	colourless	orange	100	729023	800	729023.800
PET-20/25	0.20	25	yellow	orange	100	729021	400	729021.400
PET-45/25	0.45	25	colourless	orange	100	729020	400	729020.400
PET-120/25	1.2	25	colourless	black	100	729029	400	729029.400
GF/PET-20/25	1.0/0.20	25	blue	orange	100	729032	400	729032.400
GF/PET-45/25	1.0/0.45	25	black	orange	100	729033	400	729033.400

MS = minispikes on filter exit

Ordering information - CHROMAFIL® Xtra

NEW!

(starting autumn 2007)

Type	Pore size [µm]	Membrane diameter [mm]	Colourless		Standard pack		BIG-BOX	
			top	bottom	filters/pack	Cat. No.	filters/pack	Cat. No.
PET-20/25	0.20	25	labelled	-	100	729221	400	729221.400
PET-45/25	0.45	25	labelled	-	100	729220	400	729220.400
PET-120/25	1.2	25	labelled	-	100	729229	400	729229.400



Syringe filters CHROMAFIL®

Regenerated cellulose (RC)

- ◊ hydrophilic membrane with very low adsorption
- ◊ for aqueous and organic/aqueous liquids, i. e. polar and medium polar sample solutions
- ◊ binding capacity for proteins 84 µg/filter



Ordering information - CHROMAFIL®

Type	Pore size [µm]	Membrane diameter [mm]	Colour code		Standard pack		BIG-BOX	
			top	bottom	filters/pack	Cat. No.	filters/pack	Cat. No.
RC-20/15 MS	0.20	15	yellow	blue	100	729036	800	729036.800
RC-45/15 MS	0.45	15	colourless	blue	100	729037	800	729037.800
RC-20/25	0.20	25	yellow	blue	100	729030	400	729030.400
RC-45/25	0.45	25	colourless	blue	100	729031	400	729031.400

MS = minispikes on filter exit

Sample Clarification

Ordering information - CHROMAFIL® Xtra **NEW!** (starting autumn 2007)

Type	Pore size [µm]	Membrane diameter [mm]	Colourless		Standard pack		BIG-BOX	
			top	bottom	filters/pack	Cat. No.	filters/pack	Cat. No.
RC-20/25	0.20	25	labelled	-	100	729230	400	729230.400
RC-45/25	0.45	25	labelled	-	100	729231	400	729231.400

Teflon® (PTFE)

- ◊ hydrophobic membrane
- ◊ for nonpolar liquids and gases
- ◊ very resistant towards all kinds of solvents as well as acids and bases
flushing with alcohol, followed by water, makes the originally hydrophobic membrane more hydrophilic



Ordering information - CHROMAFIL®

Type	Pore size [µm]	Membrane diameter [mm]	Colour code		Standard pack		BIG-BOX	
			top	bottom	filters/pack	Cat. No.	filters/pack	Cat. No.
O-20/3	0.20	3	colourless	colourless	100	729014		
O-45/3	0.45	3	colourless	colourless	100	729015		
O-20/15 MS	0.20	15	yellow	colourless	100	729008	800	729008.800
O-45/15 MS	0.45	15	colourless	colourless	100	729009	800	729009.800
O-20/25	0.20	25	yellow	colourless	100	729007	400	729007.400
O-45/25	0.45	25	colourless	colourless	100	729005	400	729005.400

MS = minispikes on filter exit

Ordering information - CHROMAFIL® Xtra **NEW!** (starting autumn 2007)

Type	Pore size [µm]	Membrane diameter [mm]	Colourless		Standard pack		BIG-BOX	
			top	bottom	filters/pack	Cat. No.	filters/pack	Cat. No.
PTFE-20/25	0.20	25	labelled	-	100	729207	400	729207.400
PTFE-45/25	0.45	25	labelled	-	100	729205	400	729205.400



Cellulose mixed esters (MV)

- hydrophilic membrane
- for aqueous or polar solutions



Ordering information - CHROMAFIL®

Type	Pore size [µm]	Membrane diameter [mm]	Colour code		Standard pack		BIG-BOX	
			top	bottom	filters/pack	Cat. No.	filters/pack	Cat. No.
A-20/25	0.20	25	yellow	yellow	100	729006	400	729006.400
A-45/25	0.45	25	colourless	yellow	100	729004	400	729004.400

Ordering information - CHROMAFIL® Xtra **NEW!** (starting autumn 2007)

Type	Pore size [µm]	Membrane diameter [mm]	Colourless		Standard pack		BIG-BOX	
			top	bottom	filters/pack	Cat. No.	filters/pack	Cat. No.
MV-20/25	0.20	25	labelled	-	100	729206	400	729206.400
MV-45/25	0.45	25	labelled	-	100	729204	400	729204.400

Cellulose acetate (CA)

- hydrophilic membrane
- for filtration of water-soluble oligomers and polymers, especially suited for biological macromolecules
- very high shape stability in aqueous solutions
- extremely low binding capacity for proteins (21 µg/filter)
- also available in a sterile package (S) for filtration under sterile conditions (each filter individually sealed)



Ordering information - CHROMAFIL®

Type	Pore size [µm]	Membrane diameter [mm]	Colour code		Standard pack		BIG-BOX	
			top	bottom	filters/pack	Cat. No.	filters/pack	Cat. No.
CA-20/25	0.20	25	yellow	red	100	729026	400	729026.400
CA-45/25	0.45	25	colourless	red	100	729027	400	729027.400

Sterile filters

CA-20/25 S	0.20	25	yellow	red	50	729024		
CA-45/25 S	0.45	25	colourless	red	50	729025		

Ordering information - CHROMAFIL® Xtra **NEW!** (starting autumn 2007)

Type	Pore size [µm]	Membrane diameter [mm]	Colourless		Standard pack		BIG-BOX	
			top	bottom	filters/pack	Cat. No.	filters/pack	Cat. No.
CA-20/25	0.20	25	labelled	-	100	729226	400	729226.400
CA-45/25	0.45	25	labelled	-	100	729227	400	729227.400



Syringe filters CHROMAFIL®

Polyamide (PA) = Nylon

- rather hydrophilic membrane
- for aqueous and organic/aqueous medium polar liquids



Ordering information - CHROMAFIL®

Type	Pore size [µm]	Membrane diameter [mm]	Colour code		Standard pack		BIG-BOX	
			top	bottom	filters/pack	Cat. No.	filters/pack	Cat. No.
AO-20/3	0.20	3	light beige	light beige	100	729010		
AO-45/3	0.45	3	light beige	light beige	100	729011		
AO-20/25	0.20	25	yellow	green	100	729012	400	729012.400
AO-45/25	0.45	25	colourless	green	100	729013	400	729013.400

Sample Clarification

Ordering information - CHROMAFIL® Xtra **NEW!** (starting autumn 2007)

Type	Pore size [µm]	Membrane diameter [mm]	Colourless		Standard pack		BIG-BOX	
			top	bottom	filters/pack	Cat. No.	filters/pack	Cat. No.
PA-20/25	0.20	25	labelled	-	100	729212	400	729212.400
PA-45/25	0.45	25	labelled	-	100	729213	400	729213.400

Polyethersulfone (PES)

- hydrophilic membrane
- for aqueous and slightly organic liquids with higher flow rates
- very low adsorption for pharmaceuticals and proteins
- good stability against acids and bases
- for sterile filtration of non-sterile solutions we recommend the CHROMAFIL® Sterilizer PES (each filter individually sealed)
- binding capacity for proteins for both types 29 µg/filter



Ordering information - CHROMAFIL®

Type	Pore size [µm]	Membrane diameter [mm]	Colour code		Standard pack		BIG-BOX	
			top	bottom	filters/pack	Cat. No.	filters/pack	Cat. No.
PES-20/25	0.20	25	yellow	amber	100	729040	400	729040.400
PES-45/25	0.45	25	colourless	amber	100	729041	400	729041.400
PES-500/25	5.0	25	red	amber	100	729042	400	729042.400

Sterile filters for sterilisation

Sterilizer PES	0.20	25	blue rim		50	729401		
----------------	------	----	----------	--	----	--------	--	--

Ordering information - CHROMAFIL® Xtra **NEW!** (starting autumn 2007)

Type	Pore size [µm]	Membrane diameter [mm]	Colourless		Standard pack		BIG-BOX	
			top	bottom	filters/pack	Cat. No.	filters/pack	Cat. No.
PES-20/25	0.20	25	labelled	-	100	729240	400	729240.400
PES-45/25	0.45	25	labelled	-	100	729241	400	729241.400
PES-500/25	5.0	25	labelled	-	100	729242	400	729242.400



Polyvinylidene difluoride (PVDF)

- ◆ hydrophilic membrane
- ◆ for polar and nonpolar solutions, water-soluble oligomers and polymers like proteins
- ◆ binding capacity for proteins 82 µg/filter
- ◆ the PVDF filter with integrated glass fibre prefilter is recommended for filtration of biological samples with high particle loads. This filter features a high binding capacity for proteins.
- ◆ also suited for filtration of polar and nonpolar solutions



PVDF



GF/PVDF

Ordering information - CHROMAFIL®

Type	Pore size [µm]	Membrane diameter [mm]	Colour code		Standard pack		BIG-BOX	
			top	bottom	filters/pack	Cat. No.	filters/pack	Cat. No.
P-20/25	0.20	25	yellow	white	100	729018	400	729018.400
P-45/25	0.45	25	colourless	white	100	729019	400	729019.400
GF/P-45/25	1.0/0.45	25	black	white	100	729039	400	729039.400

Ordering information - CHROMAFIL® Xtra **NEW!** (starting autumn 2007)

Type	Pore size [µm]	Membrane diameter [mm]	Colourless		Standard pack		BIG-BOX	
			top	bottom	filters/pack	Cat. No.	filters/pack	Cat. No.
PVDF-20/25	0.20	25	labelled	-	100	729218	400	729218.400
PVDF-45/25	0.45	25	labelled	-	100	729219	400	729219.400

Glass fibre (GF)

- ◆ inert filter, nominal pore size 1 µm, allows higher flow rates than small pore filters
- ◆ for solutions with high loads of particulate matter or for highly viscous solutions (e.g. soil samples, fermentation broths)
- ◆ as prefilters for other CHROMAFIL® filters, they prevent plugging of the membrane



Ordering information - CHROMAFIL®

Type	Pore size [µm]	Membrane diameter [mm]	Colour code		Standard pack		BIG-BOX	
			top	bottom	filters/pack	Cat. No.	filters/pack	Cat. No.
GF-100/15 MS	nom. 1.0	15	blue	colourless	100	729034		
GF-100/25	nom. 1.0	25	yellow	black	100	729028	400	729028.400

MS = minispikes on filter exit

Ordering information - CHROMAFIL® Xtra **NEW!** (starting autumn 2007)

Type	Pore size [µm]	Membrane diameter [mm]	Colourless		Standard pack		BIG-BOX	
			top	bottom	filters/pack	Cat. No.	filters/pack	Cat. No.
GF-100/25	nom. 1.0	25	labelled	-	100	729228	400	729228.400



Syringe filters CHROMAFIL®

Chemical compatibility of filter materials

The following table lists the chemical compatibility of our CHROMAFIL® materials. The chemical compatibility depends on several parameters such as time, pressure, temperature and concentration. In most cases, CHROMAFIL® filters will have only short contact with a solvent. In these cases they may be used despite of limited compatibility.

For example, a PTFE filter with PP housing does not liberate any UV-detectable substances during filtration of 5 ml THF, although PP shows only limited resistance towards THF.

Sample Clarification

Solvent	Material									
	MV	CA	RC	PA	PTFE	PVDF	PES	PET	GF	PP
Acetaldehyde	⊖	⊖	⊕	⊙	⊕	⊕		⊕	⊕	⊙
Acetic acid, 100 %	⊖	⊖	⊖	⊖	⊕	⊕	⊕	⊕	⊕	⊕
Acetone	⊖	⊖	⊕	⊕	⊕	⊖	⊖	⊕	⊕	⊕
Acetonitrile	⊖	⊖	⊕	⊕	⊕	⊕	⊕	⊕	⊕	⊕
Ammonia, 25 %	⊖	⊖	⊙	⊖	⊕	⊕	⊕	⊙	⊕	⊕
Benzene	⊕	⊕	⊕	⊕	⊕	⊙		⊕	⊕	⊙
n-Butanol	⊕	⊕	⊕	⊙	⊕	⊕	⊕	⊕	⊕	⊕
Cyclohexane	⊕	⊕	⊕	⊙	⊕	⊕	⊕	⊕	⊕	⊕
Dichloromethane	⊕	⊖	⊕	⊖	⊕	⊕	⊖	⊕	⊕	⊖
Diethyl ether	⊙	⊙	⊕	⊕	⊕	⊕	⊕	⊕	⊕	⊙
Dimethylformamide	⊖	⊖	⊙	⊕	⊕	⊖	⊖	⊕	⊕	⊕
1,4-Dioxane	⊖	⊖	⊕	⊕	⊕	⊙	⊖	⊕	⊕	⊙
Ethanol	⊖	⊕	⊕	⊕	⊕	⊕	⊕	⊕	⊕	⊕
Ethyl acetate	⊖	⊖	⊕	⊕	⊕	⊕	⊕	⊕	⊕	⊙
Ethylene glycol	⊙	⊙	⊕	⊕	⊕	⊕	⊕	⊕	⊕	⊕
Formic acid, 100 %	⊕	⊖	⊙	⊖	⊕	⊕	⊕	⊙	⊕	⊕
Hydrochloric acid, 30 %	⊖	⊖	⊖	⊖	⊕	⊕	⊕	⊖	⊕	⊕
Methanol	⊖	⊖	⊕	⊕	⊕	⊕	⊕	⊕	⊕	⊕
Nitric acid, 65 %	⊖	⊖	⊖	⊖	⊙	⊙		⊙	⊕	⊖
Oxalic acid, 10 % aqueous	⊕	⊖	⊕	⊖	⊕	⊕		⊕	⊕	⊕
Petroleum ether	⊕	⊕	⊕	⊕	⊕	⊕	⊕	⊕	⊕	⊕
Phosphoric acid, 80 %	⊖	⊖	⊙	⊖	⊕	⊙		⊕	⊕	⊕
Potassium hydroxide, 1 mol/l	⊖	⊖	⊙	⊕	⊕	⊙	⊕	⊙	⊕	⊕
2-Propanol	⊕	⊕	⊕	⊕	⊕	⊕	⊕	⊕	⊕	⊕
Sodium hydroxide, 1 mol/l	⊖	⊖	⊙	⊕	⊕	⊙	⊙	⊙	⊙	⊕
Tetrachloromethane	⊕	⊖	⊕	⊕	⊕	⊙		⊕	⊕	⊙
Tetrahydrofuran	⊖	⊖	⊕	⊙	⊕	⊕	⊖	⊕	⊕	⊙
Toluene	⊕	⊖	⊕	⊕	⊕	⊕	⊕	⊕	⊕	⊙
Trichloroethylene	⊕	⊕	⊕	⊙	⊕	⊕		⊕	⊕	⊙
Trichloromethane	⊕	⊖	⊕	⊖	⊕	⊕	⊖	⊕	⊕	⊖
Urea	⊕	⊕	⊕	⊕	⊕	⊕		⊕	⊕	⊕
Water	⊕	⊕	⊕	⊕	⊕	⊕	⊕	⊕	⊕	⊕
Xylene	⊕	⊕	⊕	⊕	⊕	⊙		⊕	⊕	⊙

Data not guaranteed.

⊕ resistant, ⊖ not resistant, ⊙ limited resistance

MV = cellulose mixed esters, CA = cellulose acetate, RC = regenerated cellulose, PA = polyamide, PTFE = polytetrafluoroethylene (Teflon), PVDF = polyvinylidene difluoride, PES = polyethersulfone, PET = polyester, GF = glass fibre, PP = polypropylene (housing material)



CHROMABOND® MULTI 96 filter plates

- ◆ 96-well polypropylene plates for simultaneous filtration of 96 samples
- ◆ advantages of this high-throughput system are:
 - economical by saving time and solvent
 - use of multi-channel pipettors facilitates liquid transfer steps
 - readily adaptable to all common automated / robotic handling systems
 - minimised dead volume ($\leq 40 \mu\text{l}$)
- ◆ membrane materials correspond to the respective CHROMAFIL® filters



Ordering information

Description	Pack of	Cat. No.
Filter plates with cellulose mixed ester filter elements (0.20 μm)	1	738770.M
Filter plates with cellulose mixed ester filter elements (0.45 μm)	1	738771.M
Filter plates with cellulose mixed ester filter elements (3.0 μm)	1	738772.M
Filter plates with RC filter elements (regenerated cellulose, 0,2 μm)	1	738656.M
Filter plates with RC filter elements (regenerated cellulose, 0,45 μm)	1	738657.M
Filter plates with PTFE filter elements (0,2 μm)	1	738660.M
Filter plates with PTFE filter elements (0,45 μm)	1	738661.M
Filter plates with PTFE filter elements (1,0 μm)	1	738662.M
Filter plates with PTFE filter elements (3,0 μm)	1	738663.M
Filter plates with PE filter elements (20 μm)	1	738655.M
Filter plates with PE filter elements (50 μm)	1	738659.M
Filter plates with glass fibre filter elements (nominal 1 μm)	1	738655.2M
Filter plates with glass fibre filter elements (nominal 3 μm)	1	738658.M
CHROMABOND® MULTI 96 vacuum manifold for monoblocks, with reservoir tank, vacuum gauge, and control valve, required for filtration with 96-well filter plates	1	738630.M

Sample Clarification

Disposable syringes with luer tip (body and piston made from polypropylene)

Sample volume	Pack of	Cat. No.
2 ml	100	729100
5 ml	100	729101
10 ml	100	729102



Materials

According to the high requirements of chemical analyses, especially with regard to reproducibility combined with high detection sensitivity, the container material for the respective samples is of great importance. In general, for this purpose vials made from glass are used. The hydrolytic resistance of the glass can be taken as a measure for its chemical inertness. Determination of the hydrolytic resistance and the resulting classification of a glass grade are governed by the German and international industrial standard DIN 12111 / ISO 719. Glass grades are classified in hydrolytic classes. We supply vials from the following classes:

1st hydrolytic class

Glass grades made from borosilicate, such as Duran®, Pyrex®, Fiolax® and others belong to this group. Glass of this class, which is often called neutral glass, has a very good chemical resistance towards acid and neutral solutions. The relatively low alkali content permits good values for the resistance towards alkaline solutions, too. If nothing else is stated, the vials of our programme are made from glass of the 1st hydrolytic class (manufactured in accordance with Eu.Ph. III Ed., U.S.P. XXIV Ed., DAB-10, Ph. Jap. 13).

3rd hydrolytic class, AR glass

Glass of this class, also called soft glass or lime soda glass, has a medium hydrolytic resistance. For long-time storage of aqueous and especially alkaline-aqueous samples (for example to use them repeatedly) it is not recommended. Nevertheless, it can be used for many analytical applications.

Physical properties of glass grades

Parameter	1 st hydrolytic class	3 rd hydrolytic class
density	2.64	2.5
thermal coefficient of linear expansion (K ⁻¹)	60 · 10 ⁻⁷	85 · 10 ⁻⁷
quenching stability (Δ T in K) according to DIN 52321	60	42
internal pressure resistance (bar) according to DIN 52320	at least 6	at least 6

We supply the following types of sample bottles:

- 🔸 vials with crimp top and corresponding caps (page 65)
- 🔸 special vials with special caps (page 75)
- 🔸 screw thread vials and screw caps (page 76)
- 🔸 sealing disks for individual combinations of cap and seal

Except for a few frequently used combi packs, vials and caps can be ordered separately, thus allowing a wide range of possible combinations.

Advantages of the DIN crimp top:

Crimp top vials are available with 3 different rim heights: 3 mm, DIN crimp top with 3.6 mm and 4 mm. When using only one crimper, tedious adjustments for the different heights are necessary. The standardized DIN crimp top avoids this problem. The rim height acc. to DIN 58366 should be 3.6 ± 0.2 mm. We supply vials with DIN crimp top for volumes above 5 ml.

Temperature stability of sealing disks and plastic caps

shaped butyl rubber disks, centre coated with PTFE	120 °C (-40 °C)
butyl rubber	190 °C (-30 °C)
silicone rubber	200 °C (-60 °C)
PTFE	250 °C
PE (polyethylene)	80 °C
PP (polypropylene)	120 - 130 °C


Allowable variation for the thickness of sealing disks is ±0.25 mm.

Except where explicitly mentioned, caps with sealing disks are supplied assembled, i.e. ready-to-use. Seals below the caps are shown for illustration purposes only, and they are pictured upside down.

All drawings in this chapter are scale 1:2.



Crimp top vials N 11-1



Crimp caps N 11



Screw thread vials N 8-1



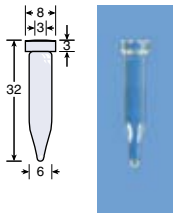
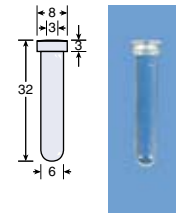
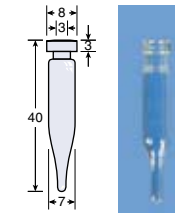
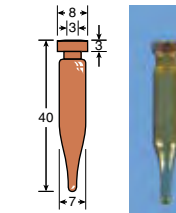
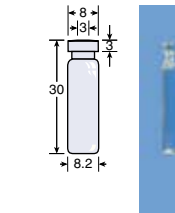









Screw caps N 8 with sealing disks



Crimp top vials and caps

- ◆ **Vials with crimp top** are injection bottles with rim diameters of 8, 11, 13 or 20 mm which can be closed with crimp caps or PE caps (PE caps only for 11 and 20 mm rim diameter).
- ◆ **Vials with snap ring design** with 11 mm rim diameter may be closed with PE snap-on caps or crimp caps.
- ◆ **Conic vials** are vials with tapered inner shape for small sample volumes, which can be closed with crimp caps or PE caps.
- ◆ **Micro inserts** are used to reduce the volume of standard sample vials for application with very small sample volumes. Vials are closed as usual. As an alternative for small volumes you may use the sample vials with conic inner shape (conic vials).
- ◆ **Crimp caps** can be used for crimp top vials or vials with snap ring design. They are available with or without sealing disks, with centre hole, tear-off middle seal and as tear-off caps. Caps with centre hole are made from aluminium, aluminium with steel insert or steel. The two latter are magnetic.
- ◆ **PE caps** are also used for crimp top vials, while **snap-on caps** are used for vials with snap ring design.
- ◆ Additionally we offer a versatile range of **sealing disks** for crimp caps, PE caps and snap-on caps.

Ordering information

Designation	Dimensions (all drawings scale 1:2)			Pack of	Cat. No.
Vials N 8 with crimp top					
	net volume	rim diameter	height	OD x height	
N 8-02, conic, clear	0.3 ml	8 mm	3 mm	6 x 32 mm	100 70286
N 8-03, clear, round bottom	0.3 ml	8 mm	3 mm	6 x 32 mm	100 70282
N 8-07, conic, clear	0.7 ml	8 mm	3 mm	7 x 40 mm	100 70212
N 8-07, conic, amber	0.7 ml	8 mm	3 mm	7 x 40 mm	100 70212.1
N 8-08, clear	0.8 ml	8 mm	3 mm	8.2 x 30 mm	100 70251
 N 8-02 70286	 N 8-03 70282	 N 8-07 70212	 N 8-07 70212.1	 N 8-08 70251	
Aluminium crimp caps N 8 with centre hole, with or without sealing disks					
	hole diameter	material	sealing disk	thickness	hardness
N 8 TB/øA-4 aluminium coloured	4 mm	butyl rubber red / PTFE colourless		0.9 mm	45 shore
N 8 TS/øA aluminium coloured	4 mm	silicone rubber white / PTFE red		1.3 mm	45 shore
N 8 T/øA aluminium coloured	4 mm	PTFE white		0.25 mm	53 shore
N 8 aluminium coloured	4 mm	without sealing disk		-	-
 70252.1	 70289	 70283	 70280		
Sealing disks N 8					
material	drawing	OD	thickness	hardness	
N 8 butyl rubber red / PTFE colourless		8 mm	1.3 mm	60 shore	100 70246
N 8 butyl rubber beige / PTFE grey		8 mm	1.3 mm	55 shore	100 70247
N 8 silicone rubber white / PTFE red		8 mm	1.3 mm	35 shore	100 70248
N 8 silicone rubber white / PTFE blue, slotted		8 mm	1.0 mm	55 shore	100 70248.1
N 8 PTFE white		8 mm	0.25 mm	53 shore	100 70261



Crimp top vials and caps N 11

Designation	Dimensions (all drawings scale 1:2)			Pack of	Cat. No.
Vials N 11 with crimp top					
for nearly all autosamplers, for detailed compatibility see pages 80 – 83					
	net volume	rim diameter	height	OD x height	
N 11-01, integrated micro insert and label area and scale	0.2 ml	11 mm	3 mm	11.5 x 32.5 mm	1 702891
N 11-15, integrated micro insert 15 µl / 1 ml, wide opening	0.015 / 1 ml	11 mm	3 mm	11.5 x 32.5 mm	100 702888
N 11-03 PP with integrated micro insert, polypropylene	0.3 ml	11 mm	3 mm	11.5 x 32.3 mm	100 702809
N 11-03 conic, clear, reaction vial	0.15 ml	11 mm	3.5 mm	11.8 x 31.7 mm	1 702250
N 11-1 C, conic, clear	1 ml	11 mm	3 mm	11.5 x 32.5 mm	100 702141
N 11-1, clear	1.5 ml	11 mm	3 mm	11.5 x 32.5 mm	100 70201
N 11-1, amber	1.5 ml	11 mm	3 mm	11.5 x 32.5 mm	100 70214
N 11-1 CG, clear	1.5 ml	11 mm	3 mm	11.5 x 32.5 mm	100 70201 CG
N 11-1 CG, amber	1.5 ml	11 mm	3 mm	11.5 x 32.5 mm	100 70214 CG
Micro inserts for N 11-1 and N 11-1 CG, with mounted PP springs NEW!	0.25 ml	-	-	5 x 29 mm	100 702824
Micro inserts for N 11-1 standard, clear	0.25 ml	-	-	5 x 30 mm	100 702968.1
Micro inserts for N 11-1, strongly tapered	0.2 ml	-	-	5 x 30 mm	100 702968
Springs for micro inserts 5 x 30 mm	-	-	-	-	100 702974.1
N 11-1 HP, clear, wide opening	1.5 ml	11 mm	3 mm	11.6 x 32 mm	100 70201 HP
N 11-1 HP, clear, with label area and scale, wide opening	1.5 ml	11 mm	3 mm	11.6 x 32 mm	100 702885
N 11-1 HP, amber, with label area and scale, wide opening	1.5 ml	11 mm	3 mm	11.6 x 32 mm	100 702892
Micro inserts for N 11-1 HP, strongly tapered	0.2 ml	-	-	5.5 x 30 mm	100 702813
Micro inserts for N 11-1 HP, with mounted PP springs	0.25 ml	-	-	5.5 x 29 mm	100 702818

N 11-01 702891	N 11-15 702888	N 11-03 PP 702809	N 11-03 702250	N 11-1 C 702141	N 11-1 70201	N 11-1 70214	N 11-1 CG 70201 CG	N 11-1 CG 70214 CG	N 11-1 HP 70201 HP	N 11-1 HP 702885	N 11-1 HP 702892

Micro inserts for vials N 11-1					
702813	702818	702824	702968.1	702968	702974.1

Crimp top vials and caps N 11




Designation	Dimensions (all drawings scale 1:2)	Pack of	Cat. No.
Combi packs of crimp top vials and caps N 11, with sealing disks assembled			
Combi pack vials N 11-1 HP, clear + aluminium crimp caps N 11 TB/oA-1.0 with centre hole, sealing disks butyl rubber red / PTFE colourless		1000 each	702842
Combi pack vials N 11-1 HP, clear + aluminium crimp caps N 11 TS/oA with centre hole, sealing disks silicone rubber white / PTFE red		1000 each	702843

Crimp caps N 11 with centre hole

	hole diameter	material	sealing disk thickness	hardness		
Aluminium crimp caps with or without sealing disks (caps with sealing disks are assembled)						
N 11 TB/oA aluminium coloured	5.6 mm	butyl rubber red / PTFE colourless	1.3 mm	45 shore	100	70231
N 11 TB/oA-0.9 aluminium coloured	5.6 mm	butyl rubber red / PTFE colourless	0.9 mm	45 shore	100	70256
N 11 TB/oA green	5.6 mm	butyl rubber red / PTFE colourless	0.9 mm	45 shore	100	70231.1
N 11 TB/oA red	5.6 mm	butyl rubber red / PTFE colourless	0.9 mm	45 shore	100	70231.2
N 11 TB/oA blue	5.6 mm	butyl rubber red / PTFE colourless	0.9 mm	45 shore	100	70231.3
N 11 TS/oA aluminium coloured	5.6 mm	silicone rubber white / PTFE red	1.3 mm	35 shore	100	70288
N 11 TS/oAKS aluminium coloured	5.6 mm	silicone rubber white / PTFE blue, slotted	1.5 mm	55 shore	100	702823
N 11 TST/oA aluminium coloured	5.6 mm	PTFE red / silicone rubber white / PTFE red	1.0 mm	45 shore	100	702995
N 11 TBT/oA aluminium coloured	5.6 mm	PTFE light grey / butyl rubber red / PTFE light grey	1.3 mm	55 shore	100	70239
N 11 T/oA aluminium coloured	5.6 mm	PTFE white	0.25 mm	53 shore	100	70284
N 11 aluminium coloured	5.6 mm	without sealing disk	-	-	100	702801

Steel crimp caps with sealing disks, assembled

N 11 TS/oA-M magnetic	NEW!	5 mm	silicone rubber white / PTFE red	1.3 mm	45 shore	100	702879
-----------------------	-------------	------	----------------------------------	--------	----------	-----	--------



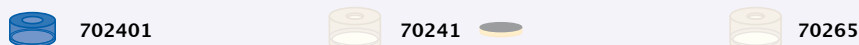
PE caps (caps with sealing disks are not assembled)

without centre hole, blue, thin piercing area, for N 11 crimp top vials

N 11	NEW!	-	-	-	-	100	702401
------	-------------	---	---	---	---	-----	--------

with centre hole for vials N 11 with 3 mm rim

N 11 TB/oA	4.5 mm	butyl rubber beige / PTFE grey	1.3 mm	55 shore	100	70241
N 11	4.5 mm	-	-	-	100	70265



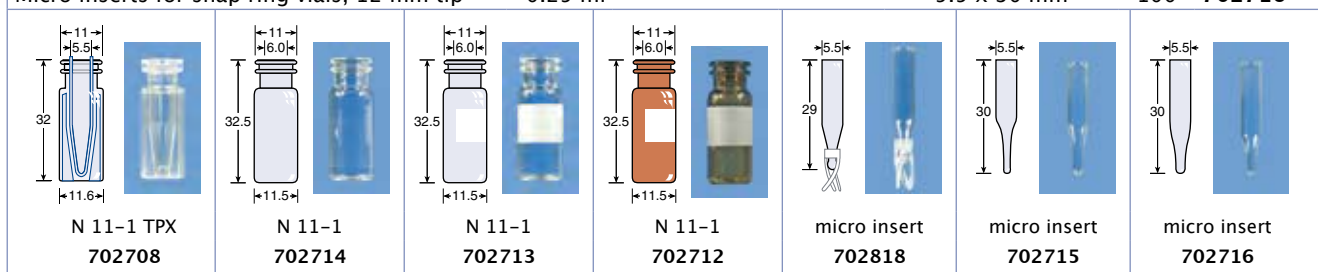
Sealing disks N 11

material	drawing	OD	thickness	hardness		
N 11 natural rubber red / PTFE colourless		11 mm	1.3 mm	60 shore	100	702903
N 11 butyl rubber beige / PTFE grey		11 mm	1.3 mm	55 shore	100	70268
N 11 silicone rubber white / PTFE red		11 mm	1.3 mm	35 shore	100	70263
N 11 PTFE red / silicone rubber white / PTFE red		11 mm	1.3 mm	45 shore	100	70264
N 11 PTFE white		11 mm	0.25 mm	53 shore	100	70262



Snap ring vials and caps N 11

Designation	Dimensions (all drawings scale 1:2)			Pack of	Cat. No.
Vials N 11 with snap ring design					
	net volume	rim diameter	height	OD x height	
N 11-1, TPX with glass micro insert 0.2 ml, clear, wide opening NEW!	0.2 ml	11 mm	-	11.6 x 32 mm	100 702708
N 11-1, clear, wide opening	1.5 ml	11 mm	-	11.5 x 32.5 mm	100 702714
N 11-1, clear, wide opening, with label area	1.5 ml	11 mm	-	11.5 x 32.5 mm	100 702713
N 11-1, amber, wide opening, with label area	1.5 ml	11 mm	-	11.5 x 32.5 mm	100 702712
Micro inserts for snap ring vials N 11, with mounted PP springs	0.25 ml	-	-	5.5 x 29 mm	100 702818
Micro inserts for snap ring vials 15 mm tip, strongly tapered	0.2 ml	-	-	5.5 x 30 mm	100 702715
Micro inserts for snap ring vials, 12 mm tip	0.25 ml	-	-	5.5 x 30 mm	100 702716



	hole diameter	material	sealing disk		thickness	hardness	Pack of	Cat. No.
N 11 with centre hole	6 mm	natural rubber orange red / PTFE colourless			1.0 mm	60 shore	100	702711
N 11 with centre hole	6 mm	silicone rubber white / PTFE red			1.3 mm	45 shore	100	702710
N 11 with centre hole	6 mm	PTFE red / silicone rubber white / PTFE red			1.0 mm	45 shore	100	702718
N 11 with centre hole	6 mm	silicone rubber white / PTFE blue, slotted			1.0 mm	55 shore	100	702717

Vials N 11 with snap ring design can also be used with N 11 crimp caps (see previous page)

Crimp top vials and caps N 13



Designation	Dimensions (all drawings scale 1:2)				Pack of	Cat. No.
Vials N 13 with crimp top						
	net volume	rim diameter	rim height	OD x height		
N 13-1 TK, clear	1 ml	13 mm	4 mm	11 x 40 mm	100	70255
N 13-2, clear	2 ml	13 mm	3.6 mm	13.75 x 35 mm	100	70203
N 13-4, clear	4 ml	13 mm	3.6 mm	14.75 x 45 mm	100	70253
N 13-4 TK, clear	2 ml	13 mm	4 mm	11 x 43 mm	100	70258

<p>N 13-1 TK 70255</p>	<p>N 13-2 70203</p>	<p>N 13-4 70253</p>	<p>N 13-4 TK 70258</p>
----------------------------	-------------------------	-------------------------	----------------------------

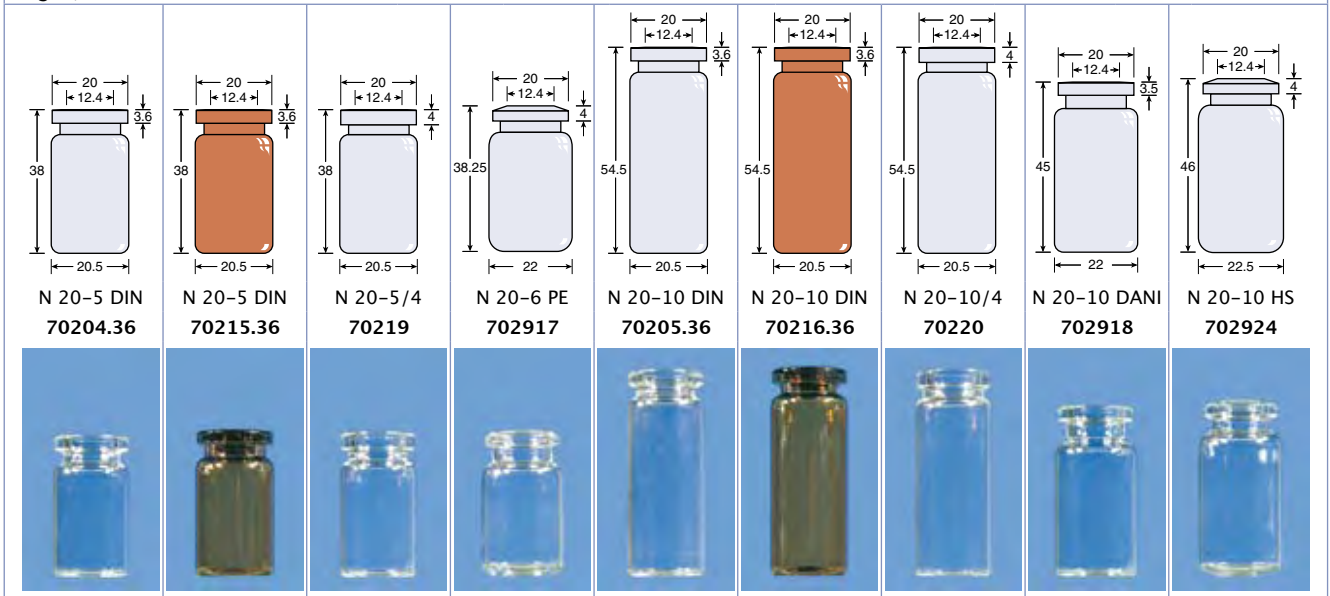
Crimp caps N 13						
	hole diameter	material	sealing disk	thickness	hardness	
Aluminium crimp caps with centre hole, with or without sealing disks						
N 13 TB/oA aluminium coloured	6 mm	shaped butyl rubber disk dark grey / centre coated with PTFE light grey		2 mm	50 shore	100 70257
N 13 aluminium coloured	6 mm	without sealing disk · use sealing disks N 12		-	-	100 702802
Aluminium crimp caps with tear-off middle seal						
N 13 TB gold coloured	-	shaped butyl rubber disk dark grey / centre coated with PTFE light grey		2 mm	50 shore	100 70232
N 13 gold coloured	-	without sealing disk · use sealing disks N 12		-	-	100 702803
Stoppers N 13						
Bromobutyl rubber stoppers N 13 grey					45 shore	100 702820
	70257		702802		70232	
						702820

Sealing disks for crimp caps N 13						
material	drawing	OD	thickness	hardness		
N 12 PTFE white		12 mm	0.25 mm	53 shore	100	70260
N 12 natural rubber orange red / PTFE colourless		12 mm	1.3 mm	60 shore	100	702967



Crimp top vials N 20

Designation	Dimensions (all drawings scale 1:2)			Pack of	Cat. No.
Vials N 20 with crimp top (volume 5, 6 and 10 ml)					
	net volume	rim diameter	rim height	OD x height	
N 20-5 DIN, clear	5 ml	20 mm	3.6 mm	20.5 x 38 mm	100 70204.36
N 20-5 DIN, amber	5 ml	20 mm	3.6 mm	20.5 x 38 mm	100 70215.36
N 20-5/4, clear	5 ml	20 mm	4 mm	20.5 x 38 mm	100 70219
N 20-6 PE, clear, conic rim, rounded bottom edges	6 ml	20 mm	4 mm	22 x 38.25 mm	100 702917
N 20-10 DIN, clear	10 ml	20 mm	3.6 mm	20.5 x 54.5 mm	100 70205.36
N 20-10 DIN, amber	10 ml	20 mm	3.6 mm	20.5 x 54.5 mm	100 70216.36
N 20-10/4, clear	10 ml	20 mm	4 mm	20.5 x 54.5 mm	100 70220
N 20-10 DANI, clear	10 ml	20 mm	3.5 mm	22 x 45 mm	100 702918
N 20-10 HS, conic rim, rounded bottom edges, wall 1.3 mm thick	10 ml	20 mm	4 mm	22.5 x 46 mm	100 702924



Vials N 20 with crimp top (volume 20 ml)					
	net volume	rim diameter	rim height	OD x height	
N 20-20, clear	20 ml	20 mm	3 mm	23.25 x 75.5 mm	100 70206
N 20-20 DIN, clear	20 ml	20 mm	3.6 mm	23.25 x 75.5 mm	100 70206.36
N 20-20 DIN, amber	20 ml	20 mm	3.6 mm	23.25 x 75.5 mm	100 70217.36
N 20-20/4, clear	20 ml	20 mm	4 mm	23.25 x 75.5 mm	100 70226
N 20-20 HS, clear, wall 0.95 mm thick	20 ml	20 mm	4 mm	23.25 x 75.5 mm	100 70207
N 20-20 R, clear, rounded bottom edges, wall 1.0 mm thick	20 ml	20 mm	4 mm	23.25 x 75.5 mm	100 70218
N 20-20 PE, clear, conic rim, rounded bottom edges for PE autosamplers, wall 1.2 mm thick	20 ml	20 mm	4 mm	23 x 75.5 mm	100 70254
N 20-20 DANI, clear, conic rim, rounded bottom for PE/CTC autosamplers, wall 1.2 mm thick	20 ml	20 mm	4 mm	22 x 75 mm	100 702261
N 20-20 HP/CTC, clear, flat crimp top, long neck, rounded bottom for PE/CTC and HP autosamplers, wall 1.2 mm thick	20 ml	20 mm	3.6 mm	22 x 75.5 mm	100 702263

Crimp top vials N 20



Designation		Dimensions (all drawings scale 1:2)							Pack of	Cat. No.
N 20-20 70206	N 20-20 DIN 70206.36	N 20-20 DIN 70217.36	N 20-20/4 70226	N 20-20 HS 70207	N 20-20 R 70218	N 20-20 PE 70254	N 20-20 DANI 702261	N 20-20 HP / CTC 702263		

Vials and Accessories

Vials N 20 with crimp top (volume 25, 50 and 100 ml)						
	net volume	rim diameter	rim height	OD x height	Pack of	Cat. No.
N 20-25 DIN, clear	25 ml	20 mm	3.6 mm	30 x 65 mm	100	70210.36
N 20-50 DIN, clear	50 ml	20 mm	3.6 mm	31 x 101 mm	100	70208.36
N 20-100 DIN, clear (3 rd hydrolytic class)	100 ml	20 mm	3.6 mm	52 x 95 mm	88	70209.1

N 20-25 DIN 70210.36		N 20-50 DIN 70208.36		N 20-100 DIN 70209.1	



Crimp caps N 20

Designation	Dimensions (all drawings scale 1:2)				Pack of	Cat. No.
Crimp caps N 20						
	hole diameter	material	sealing disk	thickness	hardness	
Aluminium crimp caps with centre hole, with or without sealing disks						
N 20 TB/oA aluminium coloured	10 mm	shaped butyl rubber disk dark grey / centre coated with PTFE light grey		3 mm	50 shore	100 70234
N 20 TB/oA aluminium coloured	10 mm	butyl rubber red / PTFE grey		3 mm	55 shore	100 702773
N 20 TB/oA-F aluminium coloured	10 mm	shaped butyl rubber disk grey / PTFE dark grey		3 mm	50 shore	100 70234.9
N 20 B/oA aluminium coloured	10 mm	butyl rubber stopper grey, not assembled		-	37 shore	100 70237
N 20 TS/oA aluminium coloured	10 mm	silicone rubber blue / PTFE colourless		3 mm	40 shore	100 702817
N 20 TS/oA aluminium coloured	10 mm	silicone rubber cream / PTFE grey		3 mm	60 shore	100 702815
N 20 aluminium coloured	10 mm	without sealing disk		-	-	100 702804

70234

702773

70234.9

70237

702817 **NEW!**

702815

702804

Aluminium crimp caps with centre hole, special perforation for burst protection, with sealing disks						
N 20 TB/HS aluminium coloured	8 mm	shaped butyl rubber disk grey / PTFE grey		3 mm	50 shore	100 70234.8
N 20 TB/HS aluminium coloured	8 mm	butyl rubber red / PTFE grey		3 mm	55 shore	100 702836
N 20 TS/HS aluminium coloured	8 mm	silicone rubber blue / PTFE white		3 mm	45 shore	100 702927
N 20 TS/HS aluminium coloured	8 mm	silicone rubber cream / PTFE grey		3 mm	60 shore	100 702835

70234.8

702836 **NEW!**

702927

702835 **NEW!**

Aluminium crimp caps with tear-off middle seal, with or without sealing disks						
N 20 TB gold coloured	-	shaped butyl rubber disk dark grey / centre coated with PTFE light grey		3 mm	50 shore	100 70233
N 20 B aluminium coloured	-	butyl rubber stopper grey, not assembled		-	37 shore	100 70236
N 20 gold coloured	-	without sealing disk		-	-	100 702806
Aluminium tear-off crimp caps, with or without sealing disks						
N 20 TB/mE aluminium coloured	-	shaped butyl rubber disk dark grey / centre coated with PTFE light grey		3 mm	50 shore	100 70235
N 20 B/mE aluminium coloured	-	butyl rubber stopper grey, not assembled		-	37 shore	100 70238
N 20 aluminium coloured	-	without sealing disk		-	-	100 702805

70233

70236

702806

70235




70238

702805

Aluminium crimp caps with centre hole, blue, with steel insert, magnetic, with sealing disks						
N 20 TB/oA ASM bimetal, magnetic	8 mm	butyl rubber grey / PTFE grey		3 mm	50 shore	100 702838
N 20 TS/oA ASM bimetal, magnetic	8 mm	silicone rubber cream / PTFE grey		3 mm	60 shore	100 702837
N 20 TS/oA ASM bimetal, magnetic	8 mm	silicone rubber blue / PTFE colourless		3 mm	40 shore	100 702834



Designation	Dimensions (all drawings scale 1:2)				Pack of	Cat. No.
	hole diameter	material	sealing disk thickness	hardness		
Steel crimp caps N 20 with centre hole, magnetic, with sealing disks						
N 20 TB/oA-M magnetic	8 mm	shaped butyl rubber disk grey / PTFE grey	3 mm	50 shore	100	702928
N 20 TB/oA-M magnetic	8 mm	shaped butyl rubber disk dark grey / centre coated with PTFE light grey	3 mm	50 shore	100	702928.9
N 20 TB/oA-M magnetic	8 mm	butyl rubber red / PTFE grey	3 mm	55 shore	100	702774
N 20 TS/oA-M magnetic	8 mm	silicone rubber blue / PTFE white	3 mm	45 shore	100	702929

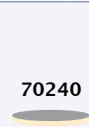
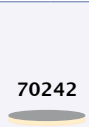


Sealing disks for crimp caps N 20

Material	Drawing	OD	Thickness	Hardness	Pack of	Cat. No.
N 20 B, butyl rubber red		20 mm	3 mm	55 shore	100	70276
N 20 B/PTFE, butyl rubber red / PTFE grey		20 mm	3 mm	55 shore	100	70277
N 20 S/PTFE, silicone rubber cream / PTFE grey		20 mm	3 mm	60 shore	100	70278
N 20 S/ALU, silicone rubber white, aluminium coated		20 mm	3 mm	50 shore	100	70279
N 20 TB, shaped butyl rubber disk dark grey, centre coated with PTFE light grey		20 mm	3 mm	50 shore	100	702D20TB

PE caps N 20 (for caps with sealing disks: disks are **not** assembled)

Designation	Hole diameter	Material	Sealing disk		Pack of	Cat. No.
			Thickness	Hardness		
with centre hole for vials N 20 with 3 mm rim						
N 20 TB/oA	4.3 mm	butyl rubber beige / PTFE grey	1.3 mm	55 shore	100	70242
N 20	4.3 mm	-	-	-	100	70266
with centre hole for vials N 20 with 4 mm rim						
N 20 TB/oA-4	4.3 mm	butyl rubber beige / PTFE grey	1.3 mm	55 shore	100	70240
N 20-4	4.3 mm	-	-	-	100	70267



Sealing disks for PE caps N 20

material	drawing	OD	thickness	hardness	Pack of	Cat. No.
N 20 butyl rubber beige / PTFE grey		20 mm	1.3 mm	55 shore	100	70269
N 20 natural rubber red / PTFE colourless		20 mm	1.3 mm	45 shore	100	702904

Stoppers N 20

Rubber stoppers N 20 light grey	37 shore	100	702931
Bromobutyl rubber stoppers N 20 red	45 shore	100	702931.1
Rubber stoppers N 20, for freeze-drying	37 shore	100	702N20 GT






Crimpers and opening pliers

Manual crimpers and opening pliers

For tightly closing crimp top vials manually, you need an appropriate crimper, for opening the corresponding opening pliers are used. If you have e.g. sample vials with 20 mm rim diameter and the proper crimp caps (e.g. N 20 TB/oA), you can use crimpers N 20 and opening pliers N 20 OE. The crimpers listed below can be adjusted to the respective rim height with the aid of a hexagonal key (except for the N8 crimper).



Ordering information

Designation	Pack of	Cat. No.
Hand crimpers for crimp top vials		
N 8 for crimp caps with 8 mm ID	1	735126
N 11 for crimp caps with 11 mm ID	1	735111
N 13 for crimp caps with 13 mm ID	1	735113
N 20 for crimp caps with 20 mm ID	1	735120

Designation	Pack of	Cat. No.
Opening pliers for crimp top vials		
N 8 OE for crimp caps with 8 mm ID	1	735408
N 11 OE for crimp caps with 11 mm ID	1	735911
N 13 OE for crimp caps with 13 mm ID	1	735913
N 20 OE for crimp caps with 20 mm ID	1	735920

Pneumatic crimpers and opening devices

- for more convenient operation
- available for manual or pedal operation

Pneumatic crimpers consist of a pneumatic unit, for either manual or pedal operation, and a crimping head or opening head. Connection to pressurized air or gas (6 bar min.) is accomplished via DN-5 quick-connects for 4 x 6 mm tubing. The type of crimping or opening head depends on the diameter of the crimp caps. Crimping and opening heads are exchangeable, both pneumatic units and crimping / opening heads can be ordered separately.



Ordering information

Designation	Pack of	Cat. No.
Pneumatic crimpers with crimping head for crimp top vials		
N 11 H, complete, for manual control	1	735114
N 20 H, complete, for manual control	1	735116
N 11 F, complete, for pedal control	1	735117
N 20 F, complete, for pedal control	1	735119

Designation	Pack of	Cat. No.
Crimping heads without pneumatic unit		
N 11	1	735121
N 20	1	735123

Designation	Pack of	Cat. No.
Opening heads without pneumatic unit		
N 8 OE	1	735308.1
N 11 OE	1	735434.1
N 20 OE	1	735139

Designation	Pack of	Cat. No.
Pneumatic units without crimping heads		
for manual control	1	735124
for pedal control	1	735125



Special vials

- ◆ **Vials without crimp top, not threaded**, which are closed with special plastic stoppers (for Waters WISP autosamplers)
- ◆ **Vials for snap-on caps** are sample vials made from clear AR glass (3rd hydrolytic class), which may be closed with polyethylene snap-on caps
- ◆ The corresponding **polyethylene snap-on caps** and **plastic stoppers** do not require sealing disks.

Ordering information

Designation	Dimensions		Pack of	Cat. No.
Vials N 8 without crimp top				
	Net volume	OD x height		
N 8-1.2 W, clear	1.2 ml	8.2 x 40 mm	100	70202.1
Plastic stoppers N 8				
Plastic stopper N 8 – colourless for N 8-1.2 W			100	702807
	N 8-1.2 W 70202.1		702807	

Vials for snap-on caps (AR glass)

	Net volume	OD x height	Pack of	Cat. No.
N 18-5, clear	7.5 ml	20 x 40 mm	100	70271
N 18-10, clear	10 ml	22 x 45 mm	100	70272
N 22-25, clear	25 ml	26 x 65 mm	100	70273
	N 18-5 70271	N 18-10 70272	N 22-25 70273	

Polyethylene snap-on caps

N 18 for vials N 18-5 and 18-10	100	70274
N 22 for vials N 22-25	100	70275
	70274	70275



Screw thread vials and screw caps

Screw thread vials and screw caps

- ◆ **Vials with screw threads** (threaded vials) are available in sizes N 8, N 9, N 12, N 13 and N 18. They feature a threaded rim for screw caps.
- ◆ **Conic vials with screw threads and thick glass walls** are micro reaction vials with tapered inner shape for small sample volumes, which are also closed with screw caps.
- ◆ **Micro inserts** are used to reduce the volume of standard sample vials for application with very small sample volumes. Vials are closed as usual. As an alternative for small volumes you may use the sample vials with conic inner shape (conic vials).
- ◆ **Screw caps** for threaded vials are available with or without sealing disks and with or without centre hole.
- ◆ Additionally we offer a versatile range of **sealing disks** for screw caps.

Ordering information

Designation	Dimensions		Pack of Cat. No.	
Vials N 8, threaded (8-425 threads)				
e.g. for autosamplers of CTC, VWR (Merck) / Hitachi, Shimadzu, Spark, Thermo, Varian				
	Net volume	OD x height		
N 8-1, clear	1.5 ml	11.5 x 32.5 mm	100	70213
N 8-1, amber	1.5 ml	11.5 x 32.5 mm	100	70213.2
N 8-1, amber, with label area and scale	1.5 ml	11.5 x 32.5 mm	100	702893
Micro inserts for N 8-1, with mounted PP springs	0.25 ml	5 x 29 mm	100	702824
Micro inserts for N 8-1, standard, clear	0.25 ml	5 x 30 mm	100	702968.1
Micro inserts for N 8-1, strongly tapered	0.2 ml	5 x 30 mm	100	702968
Springs for micro inserts 5 x 30 mm	-	-	100	702974.1
N 8-1 C, conic, clear	1.0 ml	11.5 x 32.5 mm	100	702860

<p>N 8-1 70213</p>	<p>N 8-1 70213.2</p>	<p>N 8-1 702893</p>	<p>N 8-1 C 702860</p>	<p>702824</p>	<p>702968.1</p>	<p>702968</p>	<p>702974.1</p>
------------------------	--------------------------	-------------------------	---------------------------	---------------	-----------------	---------------	-----------------








Combi packs of screw thread vials and screw caps N 8 with sealing disks assembled






Combi pack vials N 8-1, clear + screw caps N 8, sealing disks natural rubber red/ PTFE colourless	1000 each	702844
Combi pack vials N 8-1, clear + screw caps N 8, sealing disks silicone rubber white / PTFE red	1000 each	702845

Screw thread vials and screw caps

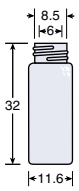
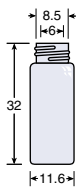

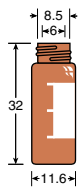
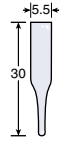
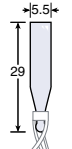








Designation	Dimensions				Pack of	Cat. No.
Screw caps N 8 (8-425 threads) with or without sealing disks						
	hole diameter	material	sealing disk	thickness	hardness	
N 8 with centre hole	5.5 mm	natural rubber orange red / PTFE colourless		1.3 mm	60 shore	100 702431
N 8 with centre hole	5.5 mm	natural rubber red / PTFE colourless, not assembled		1.3 mm	60 shore	100 70243
N 8 with centre hole	5.5 mm	butyl rubber beige / PTFE grey		1.3 mm	55 shore	100 70244.1
N 8 with centre hole NEW!	5.5 mm	silicone rubber white / PTFE red, slotted		1.3 mm	35 shore	100 702437
N 8 with centre hole	5.5 mm	silicone rubber white / PTFE red		1.3 mm	35 shore	100 70245
N 8 with centre hole	5.5 mm	without sealing disk		-	-	100 70249
N 8 without centre hole	-	without sealing disk		-	-	100 70250

						
702431	70243	70244.1	702437	70245	70249	70250

Sealing disks N 8						
material	drawing	OD	thickness	hardness	Pack of	Cat. No.
N 8 natural rubber red / PTFE colourless		8 mm	1.3 mm	60 shore	100	70246
N 8 butyl rubber beige / PTFE grey		8 mm	1.3 mm	55 shore	100	70247
N 8 silicone rubber white / PTFE red		8 mm	1.3 mm	35 shore	100	70248
N 8 silicone rubber white / PTFE blue, slotted		8 mm	1.0 mm	55 shore	100	702481
N 8 PTFE white		8 mm	0.25 mm	53 shore	100	70261

Vials N 9, threaded (short scale screw) e.g. for autosamplers of Agilent, Waters, CTC, Dionex, Thermo, Varian			
	net volume	OD x height	
N 9-1, clear, wide opening	1.5 ml	11.6 x 32 mm	100 702282
N 9-1, clear, silanised, wide opening NEW!	1.5 ml	11.6 x 32 mm	100 702266
N 9-1, clear, with label area and scale, wide opening NEW!	1.5 ml	11.6 x 32 mm	100 702283
N 9-1, amber, with label area and scale, wide opening	1.5 ml	11.6 x 32 mm	100 702284
Micro inserts for N 9-1, strongly tapered	0.2 ml	5.5 x 30 mm	100 702813
Micro inserts for N 9-1, with mounted PP springs	0.25 ml	5.5 x 29 mm	100 702818

					
N 9-1 702282	N 9-1 702266	N 9-1 702283	N 9-1 702284	702813	702818
					



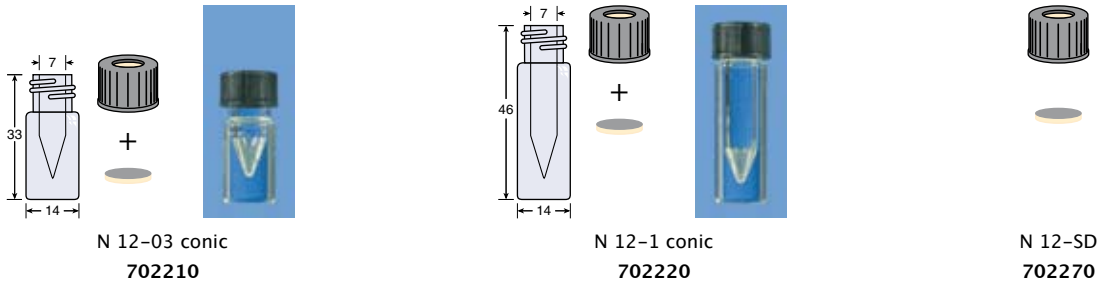
Screw thread vials and screw caps

Designation	Dimensions					Pack of Cat. No.	
Screw caps N 9 (short scale screw) with centre hole and sealing disks, assembled							
	hole diameter	material	sealing disk	thickness	hardness		
N 9, transparent	5.5 mm	natural rubber orange red / PTFE colourless		1.0 mm	60 shore	100	702285
N 9, blue	5.5 mm	natural rubber red / PTFE colourless		1.0 mm	45 shore	100	702285.1
N 9, transparent	5.5 mm	PTFE red / silicone rubber white / PTFE red		1.0 mm	45 shore	100	702286
N 9, transparent	5.5 mm	silicone rubber white / PTFE red		1.0 mm	55 shore	100	702287
N 9, blue	5.5 mm	silicone rubber white / PTFE red		1.3 mm	35 shore	100	702287.1
N 9, transparent	5.5 mm	silicone rubber white / PTFE blue, slotted		1.0 mm	55 shore	100	702288
N 9, blue	NEW! 5.5 mm	silicone rubber white / PTFE red, slotted		1.3 mm	35 shore	100	702288.1



Sealing disks N 9 acc. to VDI 3482, sheet 3							
Material	Drawing	OD	Thickness	Hardness			
N 9 butyl rubber red / PTFE colourless		9	1.3	60 shore	100	70270	

Micro reaction vials							
Vials N 12 with conic inner shape, threaded, with screw caps (phenolic resin) and sealing disks							
			Net volume	OD x height			
N 12-03 conic, clear			0.25 ml	14 x 33 mm	1	702210	
N 12-1 conic, clear			0.75 ml	14 x 46 mm	1	702220	
Screw caps N 12 for vials N 12-03 conic and N 12-1 conic, with sealing disks, not assembled							
	Hole diameter	Material	Sealing disk	Thickness	Hardness		
N 12-SD	8.5 mm	butyl rubber beige / PTFE grey, not assembled		1.3 mm	55 shore	48	702270



Sealing disks N 12 for screw caps N 12-SD							
Material	Drawing	OD	Thickness	Hardness			
N 12 butyl rubber beige / PTFE grey		12 mm	1.3 mm	55 shore	48	702290	

Vials N 13, threaded							
			Net volume	OD x height			
N 13-4 G, clear			4 ml	14.75 x 45 mm	100	702962	
N 13-4 G, amber			4 ml	14.75 x 45 mm	100	702973	
Micro inserts for vials N 13-4 G			0.3 ml	6 x 40 mm	100	702972	
Springs for micro inserts 702972			-	-	100	702974	



Designation	Dimensions				Pack of	Cat. No.	
 N 13-4 G 702962		 N 13-4 G 702973		 micro insert 702972		 spring 702974	

Screw caps N 13 (13-425 threads) with or without sealing disks

	hole diameter	material	sealing disk	thickness	hardness		
N 13 with centre hole	8.5 mm	silicone rubber white / PTFE red		1.3 mm	35 shore	100	702926
N 13 with centre hole	8.5 mm	without sealing disks		-	-	100	702963
N 13 without centre hole	-	use sealing disks N 12 PTFE		-	-	100	702966



702926



702963



702966

Sealing disks for screw caps N 13

material	drawing	OD	thickness	hardness		
N 12 PTFE white		12 mm	0.25 mm	53 shore	100	70260
N 12 butyl rubber red / PTFE colourless		12 mm	1.3 mm	60 shore	100	702967

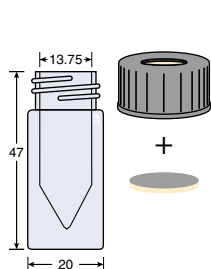
Micro reaction vials

Vials N 18 with conic inner shape, threaded, with screw caps (phenolic resin) and sealing disks

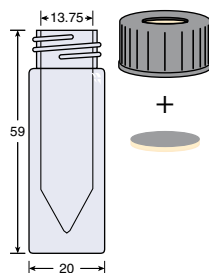
	Net volume	OD x height		
N 18-3, clear	3 ml	20 x 47 mm	1	702230
N 18-5, clear	4.5 ml	20 x 59 mm	1	702240

Screw caps N 18 for vials N 18-3 conic and N 18-5 conic, with sealing disks, not assembled

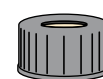
	hole diameter	material	sealing disk	thickness	hardness		
N 18-SD	12 mm	butyl rubber beige / PTFE grey		1.3 mm	55 shore	48	702280



N 18-3 conic
702230



N 18-5 conic
702240



702280

Sealing disks N 18 for screw caps N 18-SD

Material	Drawing	OD	Thickness	Hardness		
N 18 butyl rubber beige / PTFE grey		18 mm	1.3 mm	55 shore	48	702300



Autosampler compatibility of MN vials

A large number of our vials can also be used in automatic samplers. The table on the following pages shows, which types are suited for a given instrument. The list of autosamplers is by no means complete. At the same time we cannot consider technical changes recently introduced by the manufacturers of these instruments.

Vial size [mm]	6 x 32	7 x 40	8.2 x 30	8 x 40
Designation	N 8-03	N 8-07	N 8-08	N 8-1.2 W
Cat. No.				
Crimp top vials	70282	70212 70212.1	70251	
Screw thread vials				
Vials with snap-on caps				70202.1
Autosampler type				
Altex / Antek / A.I. 42 / AIM / Alcott 718, 719, 738				
Agilent 1100, 1048, 1090	x			
Agilent 1050, 1090, 1100, 5880, 5890, 6850, 6890, 7670A, 7671A, 7672, 7673A, 7673B, 7683				
Agilent Headspace, 19395 A, G 1888				
Agilent HS 7694				
Beckman 501, 502, 507	x			
Beckman 504		x		
Bruker LC 51				
Carlo Erba AS-V 42, 60, 105	x			
Carlo Erba A 200 / CTC AS 200 S		x		
Carlo Erba 60 tray AS-V 60			x	
Carlo Erba AS-V 42, 105, 550, 8000				
Carlo Erba Headspace HS 250, 500, 800				
Carlo Erba Headspace CTC 500				
CTC CombiPal		x		
CTC LC PAL / GC PAL / HTC PAL / HTS PAL / AS 200				
Dani, Dynatech PS 411 (42-tray)				
Dani HS 39.50, 86.50				
Dionex Gina 50, AS 50, ASI 100				
Dynatech (60-tray), LC 2000			x	
Finnigan A200S		x	x	
Fisons AS 800				
Fisons HS 500				
Fisons HS 850				
Gilson 231 / 232 / 401	x	x	x	
Gilson 231 / 232 / 235 / 401 / 402, Aspec				
Gynkotech Gina 50				
Hitachi / Merck AS-2000, AS4000, Lachrom L-2200, L-7200	x		x	
ICI LC 1600				
Infochroma / Jasco AS 2055 / 2057 / 2059				

Autosampler compatibility of MN vials



11.5 x 32.5 N 8-1, N 11-1 regular	11.5 x 32.5 N 9-1, N 11-1 wide neck	11 x 40 N 13-1 TK	14.75 x 45 N 13-4	22 x 38.5 N 20-6 PE	22.5 x 45 N 20-10 DANI	22.5 x 46 N 20-10 HS N 20-20 PE		23 x 75.5 N 20-20 DANI + HP / CTC	23.25 x 75.5 N 20-20 R
70201 / CG 70214 702891 702809 702250	70201 HP 702885 702892 702888	70255	70253	702917	702918	702924	70254	702261 702263	70218
70213 70213.2 702893	702282 702283 702284 702712 702713 702714 702708 702266		702962 702973						
x	x								
x	x								
	x								
				x		x		x	x
x	x								
			x						
x	x								
x	x								
	x		x			x	x	x	x
x	x								
x	x								
					x				
							x		x
x	x								
x	x								
x									
x	x								
x	x								

Vials and Accessories



Autosampler compatibility of MN vials

Vial size [mm]	6 x 32	7 x 40	8.2 x 30	8 x 40
Designation	N 8-03	N 8-07	N 8-08	N 8-1.2 W
Cat. No.				
Crimp top vials	70282	70212 70212.1	70251	
Screw thread vials				
Vials with snap-on caps				70202.1
Autosampler type				
Kontron 360, 460				
Kontron MSI 660, Promis				
LDC 713-60			x	
LDC Marathon				
Perkin-Elmer ISS-100, 200, Autosystem GC	x			
Perkin Elmer AS 100/300/2000B			x	
Perkin-Elmer AI-1, ISS-100, 200, LC 600 (42-tray), 420, 420B, 600, AS 100, 300, 2000B, 8300, 4710, 4900				
Perkin-Elmer Autosystem GC, Clarus 500				
Perkin Elmer Headspace HS 6, 40, ISS 100/200, Autosystem GC, Integral 4000				
Perkin Elmer Headspace F 40/45, HS 100, HS 110				
Pharmacia LKB 2157-010, 020		x		
Sedere				
Shimadzu SIL-2 AS, SIL-6A	x			
Shimadzu AOC 9/14/1400, SIL-6 A/6 B/9 A, LC 10A, SIL-6 B, LC-10A, AOC-14/1400				
Spark Promise/Midas/Triathlon/Marathon / Spectra Physics / Talbot				
Thermo AS 100, 1000, 2000, 3000, 3500, A 200LC				
Unicam LC-XP				
Varian Prostar 400, 410, 420, 430,				
Varian 8000, 8035, 8200, 8400, 8410				
Varian CP-910 / 911 / 912				
Varian LC 9090 / 9095 / 9100				
Varian Vista 8000				
Waters Acquity™				
Waters Alliance® 2690/2695, 2790/2795, HT				
Waters WISPT™ (96-tray)				x
Waters WISPT™ (48-tray)				

Autosampler compatibility of MN vials



11.5 x 32.5 N 8-1, N 11-1 regular	11.5 x 32.5 N 9-1, N 11-1 wide neck	11 x 40 N 13-1 TK	14.75 x 45 N 13-4	22 x 38.5 N 20-6 PE	22.5 x 45 N 20-10 DANI	22.5 x 46 N 20-10 HS N 20-20 PE		23 x 75.5 N 20-20 DANI + HP / CTC	23.25 x 75.5 N 20-20 R
70201 /CG 70214 702891 702809 702250	70201 HP 702885 702892 702888	70255	70253	702917	702918	702924	70254	702261 702263	70218
70213 70213.2 702893	702282 702283 702284 702712 702713 702714 702708 702266		702962 702973						
x	x								
			x						
x	x								
x	x								
			x						
				x					
x	x						x	x	x
x	x								
x	x								
x	x								
x	x								
x	x								
	x								
	x								
x	x								
	x								
	x								
			x						

Vials and Accessories



Containers - Vials for doping control

Containers for vials

- ✦ available in 3 different sizes for small (N 8 to N 11), medium size (N 13) and large (N 20) sample vials
- ✦ suited for freezers
- ✦ stackable



Ordering information

Designation	Pack of	Cat. No.
81 positions, for vials N 8, N 9 and N 11, with integrated insert; size 130 x 130 x 45 mm, coded, incl. lid	1	702514
49 positions, for vials N 13, with integrated insert; size 130 x 130 x 50 mm, incl. lid	1	702515
25 positions, for vials N 20, with removable insert; size 130 x 130 x 80 mm, incl. lid	1	702516

Vials and crimp caps for doping control

- ✦ available in a polystyrene box with 12 sets or as separate units (vials, caps and boxes)
- ✦ allow protection from manipulation of doping samples



Ordering information

Designation	Pack of	Cat. No.
Vials N 20–100 with crimp top	88	70209.1
Safety crimp caps N 20 TB/Ü, aluminium, without hole, sealing disks lined with PTFE	100	70280
Vials N 20–100 with safety crimp caps N 20 TB/Ü and sealing disks lined with PTFE, sealed with UP caps	88 each	702V 005 UP
Polystyrene box for 12 vials N 20–100, empty	1 Box	702V leer 01
Polystyrene box with 12 vials N 20–100 and 12 safety crimp caps N 20 TB/Ü with sealing disks lined with PTFE	1 Box	702V 001
Polystyrene box with 12 vials N 20–100 and 12 safety crimp caps N 20 TB/Ü with sealing disks lined with PTFE, sealed with UP caps	1 Box	702V 001 UP



Columns for HPLC

MN silicas for HPLC: NUCLEODUR® and NUCLEOSIL® 86 – 87

Columns with NUCLEODUR® phases

Summary 88 – 89

NEW! 1.8 µm particle size for increased separation efficiency 90 – 91

Analytical columns packed with NUCLEODUR® silica phases 92 – 107

Columns with NUCLEOSIL® phases

Summary 108 – 109

Analytical columns packed with NUCLEOSIL® silica phases 110 – 127

Analytical columns with packings from other manufactures 128 – 129

Columns for special HPLC separations

Summary 130

Analytical and preparative columns for special separations 131 – 149

Columns for preparative HPLC 150 – 152

Hardware of MN HPLC columns 153 – 156

Accessories for stainless steel HPLC columns 157

PEEK accessories 158

Adsorbents for liquid chromatography

Packings for HPLC

NUCLEODUR® spherical silica for preparative HPLC 159

NUCLEOSIL® spherical silica for analytical and preparative HPLC 160 – 162

POLYGOSIL® irregular silica for analytical HPLC 162 – 163

POLYGOPREP irregular silica for preparative HPLC 164 – 165

Packings for low pressure column chromatography

Standard silica, aluminium oxide, kieselguhr, Florisil®, polyamide and cellulose 166 – 167



NUCLEODUR® high purity silica for HPLC


Columns for HPLC

NUCLEODUR® is a fully synthetic type B silica (silica of 3rd generation) offering highly advanced physical properties like **totally spherical** particle shape, outstanding **surface microstructure**, high **pressure stability** and **low metal content**.

NUCLEODUR® as a state-of-the-art silica is the ideal base material for modern HPLC phases. It is the result of MACHEREY-NAGEL's pioneering research in chromatography for more than 40 years and succeeds MN's famous NUCLEOSIL® silica.

In RP liquid chromatography the efficiency of the packing is strongly affected by the quality of the base silica itself. Shortcomings in the surface geometry of the particles or metal contaminants are the main reasons for inadequate coverage with the covalently bonded alkylsilanes in the subsequent derivatization steps. It is well known, that poor surface coverage and, in consequence, high activity of residual free silanols often results in peak tailing or adsorption, particularly with basic compounds.

Particle shape and surface symmetry



NUCLEODUR® silicas are synthesized in a unique and carefully controlled manufacturing process which provides silica particles, which are totally spherical. The picture shows the outstanding smoothness of the NUCLEODUR® surface.

Purity

As already mentioned above, a highly pure silica is required for achieving symmetric peak shapes and maximum resolution. Inclusions of e. g. iron or alkaline earth metal ions on the silica surface are largely responsible for the unwanted interactions with ionizable analytes, e. g. amines or phenolic compounds.

NUCLEODUR® is virtually free of metal impurities and low acidic surface silanols. Elemental analysis data of NUCLEODUR® 5 µm measured by AAS are listed below.

Elementary analysis (metal ions) of NUCLEODUR® 100-5

Aluminium	< 5	ppm
Iron	< 5	ppm
Sodium	< 5	ppm
Calcium	< 10	ppm
Titanium	< 1	ppm
Zirconium	< 1	ppm
Arsenic	< 0.5	ppm
Mercury	< 0.05	ppm

Pressure stability

The totally spherical and 100% synthetic silica gel exhibits an outstanding mechanical stability, even at high pressures up to 800 bar and elevated eluent flow rates.

In addition, after several cycles of repeated packing, no significant drop in pressure can be observed. The latter is of prime importance for preparative and process-scale applications.

Physical data of NUCLEODUR®

Surface area (BET)	340 m ² /g
Pore size	110 Å
Pore volume	0.9 ml/g

NUCLEODUR® modifications

Several different surface modifications based on NUCLEODUR® silica have been developed over the last years providing a full range of specified HPLC phases and an ideal tool for every separation:

- ◆ NUCLEODUR® C₁₈ Gravity and C₈ Gravity
- ◆ NUCLEODUR® C₁₈ Isis
- ◆ NUCLEODUR® C₁₈ Pyramid
- ◆ NUCLEODUR® Sphinx RP
- ◆ NUCLEODUR® CN and CN-RP
- ◆ NUCLEODUR® C₁₈ ec and C₈ ec

For a summary of important properties of our NUCLEODUR® phases please see page 88.




NUCLEOSIL® is a family of totally porous spherical silicas. They feature a very pure and uniform SiO₂ structure and have gained wide acceptance as routine chromatographic packings for very different fields of modern chromatography.

- one of the first spherical silicas used in HPLC
- developed in the early seventies, it became a world-renowned HPLC packing
- still found in many analytical and preparative applications, it is an absolutely reliable choice in HPLC
- the largest variety of modified HPLC silicas available

Due to its particle sizes NUCLEOSIL® finds application in analytical as well as in preparative columns. It allows

- high bed stability due to spherical particles
- high efficiency due to narrow particle size distribution
- high separation performance due to optimized binding techniques
- high chemical and mechanical stability
- high load capacity and recovery rates
- high reproducibility from lot to lot



Physical properties of NUCLEOSIL® silicas

NUCLEOSIL® is manufactured with different pore diameters (50, 100, 120, 300, 500, 1000 and 4000 Å) and particle sizes from 3 µm (only NUCLEOSIL® 50, 100 and 120) to 10 µm with very narrow fractionation.

All narrow-pore NUCLEOSIL® packings are stable up to 600 bar (8 500 psi), for NUCLEOSIL® 120 even pressures of up to 800 bar (11 500 psi) can be applied. The wide-pore NUCLEOSIL® silicas are stable up to 300 or 400 bar (4 200 or 5 600 psi).

For a summary of physical properties of unmodified NUCLEOSIL® silica see page 122.


NUCLEOSIL® modifications

NUCLEOSIL® packings are available as unmodified silica or with numerous chemically bonded phases:

- RP phases like C₁₈ AB, C₁₈ HD, C₁₈ NAUTILUS, C₁₈ endcapped, PROTECT I, C₈ HD, C₈ ec, C₈, C₄, C₂ and Phenyl) separate mainly by hydrophobic interactions (van der Waals forces).
The less polar the sample molecules, the more they are retained – the more polar the sample, the weaker are the hydrophobic interactions and consequently the shorter are retention times.
- Phases with chemically bonded polar groups such as CN, NO₂, NH₂, N(CH₃)₂, OH show selective separation properties.
Due to the availability of different functional groups it is possible to vary the chemical characteristics of the surface and consequently the adsorption characteristics of the stationary phase.
- Silica-based ion exchangers (NUCLEOSIL® SA and SB) are stable from pH 2 to 8 and do not swell. Compared to resin-based ion exchangers they offer the advantage of constant permeability, even when the ionic strength and/or pH of the eluent are changed. The separation can be influenced by
 - the **type of buffer**
 - the **ionic strength** and
 - the **pH value**.

For a summary of our NUCLEOSIL® phases please refer to page 108.

For basic information on RP chromatography and numerous applications with our NUCLEODUR® and NUCLEOSIL® phases please ask for our Reversed Phase HPLC Application Guide.





Overview of NUCLEODUR® HPLC phases

Columns for HPLC

Phase	Specification	Characteristics*			Stability	Structure
		A	B	C		
C₁₈ Gravity	octadecyl phase, high density coating multi-encapping 18 % C · USP L1	●●●●●	●	●●	pH stability 1 – 11, suitable for LC/MS	
C₈ Gravity	octyl phase, high density coating multi-encapping 11 % C · USP L7	●●●●●	●	●●	pH stability 1 – 11, suitable for LC/MS	
C₁₈ Isis	octadecyl phase with specially crosslinked surface modification endcapping 20 % C · USP L1	●●●●●	●●	●●●●●	pH stability 1 – 10, suitable for LC/MS	
C₁₈ Pyramid	C ₁₈ modification with polar endcapping 14 % C · USP L1	●●●●●	●●	●●	stable against 100% aqueous eluents without phase collapse, pH stability 1 – 9, suitable for LC/MS	
Sphinx RP	bifunctional RP phase, balanced ratio of propyl-phenyl and C ₁₈ ligands; endcapping 15 % C; USP L1 and L11	●●●●●	●●	●	pH stability 1 – 10, suitable for LC/MS	
CN / CN-RP	cyano (nitrile) phase for NP and RP separations 7 % C · USP L10	●	●●●●●	-	pH stability 1 – 8, stable towards highly aqueous mobile phases	
C₁₈ ec	octadecyl phase, medium density coating endcapping 17.5 % C · USP L1	●●●●●	●	●●●●●	pH stability 1 – 9	
C₈ ec	octyl phase, medium density coating endcapping 10.5 % C · USP L7	●●●●●	●	●●●●●	pH stability 1 – 9	

* A = hydrophobic selectivity, B = polar / ionic selectivity, C = steric selectivity

An optimised phase for every separation



Application	Similar phases**	Separation principle · Retention mechanism	Page
in general compounds with ionizable functional groups such as basic pharmaceuticals and pesticides	NUCLEOSIL® C₁₈ HD Waters Xterra® RP ₁₈ / MS C ₁₈ ; Phenomenex Luna® C18 (2), Synergi™ and Max RP; Zorbax® Extend C18; Inertsil® ODS III; Purospher® RP-18, Star RP-18	only hydrophobic interactions (van der Waals interactions)	92 - 95
like C ₁₈ Gravity, however generally shorter retention times for nonpolar compounds	NUCLEOSIL® C₈ HD Waters Xterra® RP ₈ / MS C ₈ ; Phenomenex Luna® C8; Zorbax® Eclipse; XDB-C8		
high steric selectivity, thus suited for separation of positional and structural isomers, planar / non-planar molecules	NUCLEOSIL® C₁₈ AB Inertsil® ODS-P; YMC® Pro C18RS	steric interactions and hydrophobic interactions	96 - 97
basic pharmaceutical ingredients, very polar compounds, organic acids	Phenomenex Aqua®; YMC® AQ; Waters Atlantis® dC18	hydrophobic interactions and polar interactions (H bonds)	98 - 99
compounds with aromatic and multiple bond systems	no similar phases	π-π interactions and hydrophobic interactions	100 - 101
polar organic compounds (basic drugs, molecules containing π electron systems)	NUCLEOSIL® CN / CN-RP	π-π interactions, polar interactions (H bonds), hydrophobic interactions	102 - 103
robust C ₁₈ phase for routine analyses	NUCLEOSIL® C₁₈ Spherisorb® ODS II; Hypersil® ODS; Waters Symmetry® C18; Inertsil® ODS II; Kromasil® C18; LiChrospher® RP 18	only hydrophobic interactions (van der Waals interactions)	104 - 106
robust C ₈ phase for routine analyses	NUCLEOSIL® C₈ ec / C₈ Spherisorb® C8; Hypersil® MOS; Waters Symmetry® C8; Kromasil® C8; LiChrospher® RP 8	some residual silanol interactions	

** phases which provide a similar selectivity based on chemical and physical properties



Particle size and separation efficiency

1.8 µm particles for increased separation efficiency

- decrease of analysis time (ultra fast HPLC)
- shorter columns with high separation efficiency
- significant improvement of resolution
- increased detection sensitivity
- suitable for LC/MS due to low bleeding characteristics
- all NUCLEODUR® premium phases are available in 1.8 µm: C₁₈ Gravity, C₈ Gravity, C₁₈ Isis, C₁₈ Pyramid, Sphinx RP
- NUCLEODUR® 1.8 µm particles are fractionated to limit the increase in back pressure

NEW!

Now available: 1.8 µm particle size!

Miniaturization in HPLC has a long history. It started in the early stage of HPLC development with the reduction of particle size from 10 µm via 7 µm to standard 5 µm – which is still the most widely used particle diameter in analytical HPLC – to 3 µm spherical particles which so far was the smallest particle size available for gaining higher theoretical plates and efficiencies. With the introduction of the new 1.8 µm NUCLEODUR® particles now researchers have turned over a new leaf in HPLC column technology. Columns packed with these sub-2 micron particles show extraordinary improvements in terms of plate numbers, column efficiencies and resolution compared with their 3 µm counterparts.

Features of 1.8 µm NUCLEODUR® silica particles

- Increase of separation efficiency by higher number of theoretical plates (N):**

50 x 4.6 mm NUCLEODUR® C₁₈ Gravity
 3 µm: N ≥ 100 000 plates/m (h value ≤ 10)
 1.8 µm: N ≥ 166 667 plates/m (h value ≤ 6)

Increase of the plate number by ~ 67% offers the possibility of using shorter columns with equal plate numbers resulting in a decrease of analysis time.

- Significant improvement in resolution**

Use of 1.8 µm instead of 3 µm particles leads to an increase of resolution by a factor 1.29 (29%) since the resolution is inversely proportional to the square root of the particle size:

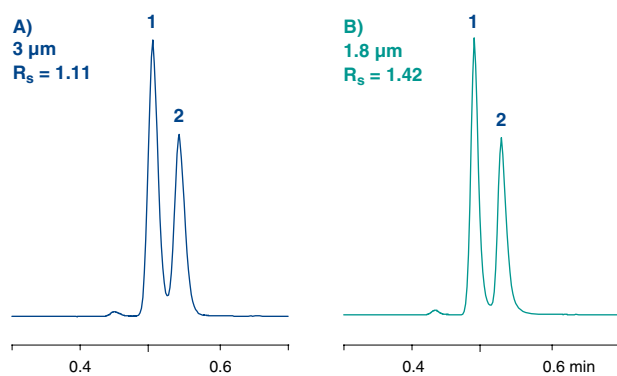
$$R_s = \frac{\sqrt{N}}{4} \left(\frac{\alpha - 1}{\alpha} \right) \left(\frac{k_i'}{k_i' + 1} \right)$$

R_s = resolution
 α = selectivity (separation factor)
 k_i' = retention
 N = plate number with N ∝ 1/d_p
 d_p = particle size

Resolution as a function of particle size

Column: 50 x 4 mm NUCLEODUR® C₁₈ Gravity
 A) 3 µm, B) 1.8 µm
 Eluent: acetonitrile – water (80:20, v/v)
 Flow rate: 2 ml/min
 Pressure: A) 80 bar, B) 160 bar
 Detection: UV, 254 nm

Peaks:
 1. Naphthalene
 2. Ethylbenzene



- Column back pressure**

Due to the smaller particle size the back pressure will increase according to

$$\Delta_p = \frac{\Phi \cdot L_c \cdot \eta \cdot u}{d_p^2}$$

Δ_p = pressure drop
 Φ = flow resistance (nondimensional)
 L_c = column length
 η = viscosity
 u = linear velocity
 d_p = particle diameter

Because of the high sphericity of the NUCLEODUR® particles and the very narrow particle size distribution we were able to keep the back pressure on a moderate level. Nevertheless the use of columns packed with sub 2 µm particles generally makes special demands on the HPLC equipment. Pumps should be designed for pressures of 250 – 1000 bar and the entire system should feature the lowest possible dead volume.



Comparison of back pressures:

Eluent: 100 % methanol
 Flow rate: 1.5 ml/min
 Temperature: 22 °C
 Column dimension: 50 x 4.6 mm

	NUCLEODUR® C ₁₈ Gravity	Competitor A
3 µm	70 bar	-
1.8 µm	130 bar	170 bar

Technical requirements

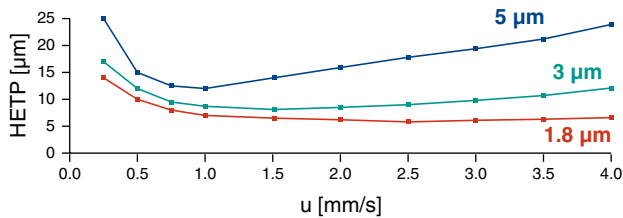
To gain the best result in ultra fast HPLC based on 1.8 µm particles certain technical demands on the instrument are made. Pumps for pressures of 250 – 1000 bar realizing a flow rate of 2 – 3 ml are required. The dead volume of the LC system has to be reduced to a minimum. In addition, fast data recording is necessary for an optimum chromatographic result.

Higher flow rates and shorter run times

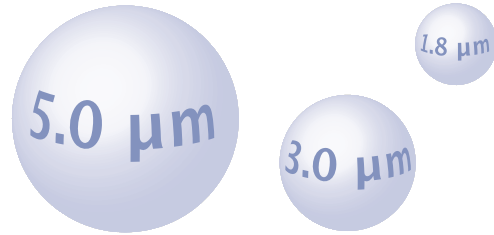
optimal flow rate for 1.8 µm particles is higher than for 3 and 5 µm particles (see figures – the flow rate should be at the van-Deemter minimum)

Van-Deemter plot

column 50 x 4.6 mm, acetonitrile – water (50:50, v/v), analyte toluene

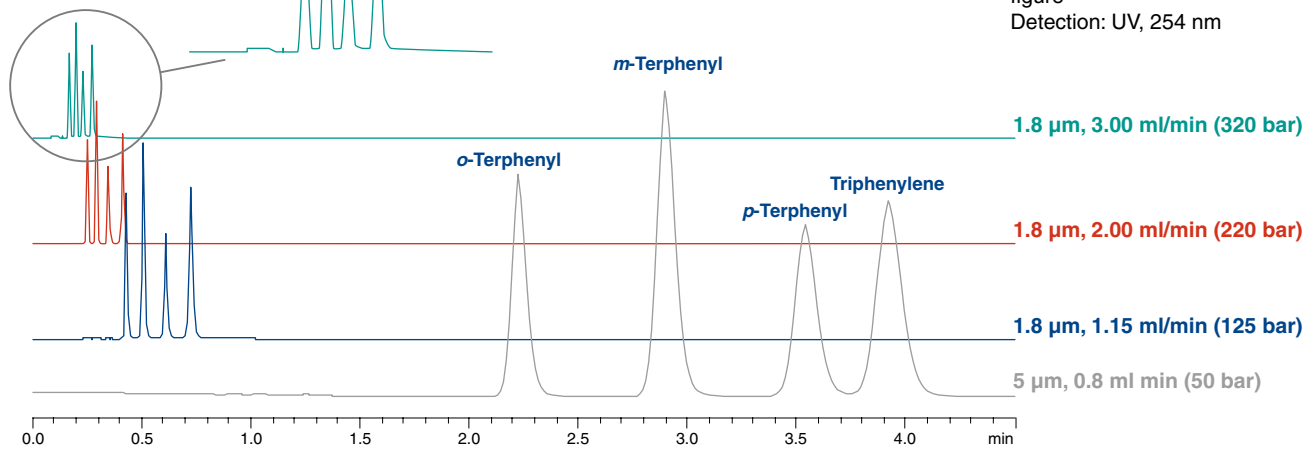


Currently all NUCLEODUR® premium phases (C₁₈ Gravity, C₈ Gravity, C₁₈ Isis, C₁₈ Pyramid, Sphinx RP) are available in 1.8 µm. The description of each phase and its selectivity can be found in the individual chapters.



Reduction of analysis time

Column: 50 x 4 mm (for 5 µm
 125 x 4 mm) NUCLEODUR®
 C₁₈ Isis
 Eluent: 100 % methanol
 Flow rates and pressures see
 figure
 Detection: UV, 254 nm





NUCLEODUR® C₁₈ Gravity · C₈ Gravity nonpolar high density phases

- available as octadecyl (C₁₈ · USP L1) and octyl (C₈ · USP L7) modifications
- pore size 110 Å; particle sizes 1.8 µm, 3 µm and 5 µm for C₁₈, 1.8 and 5 µm for C₈
- 7, 10, 12 and 16 µm particles for preparative purposes are available on request
- ideal for method development
- allows HPLC at pH extremes (pH 1 – 11)
- suitable for LC/MS due to low bleeding characteristics
- recommended for overall sophisticated analytical separations
- compound classes separated so far: pharmaceuticals, e.g. analgesics, antiinflammatory drugs, antidepressants; herbicides; phytopharmaceuticals; immunosuppressants

Base deactivation

NUCLEODUR® C₁₈ Gravity and NUCLEODUR® C₈ Gravity are based on the ultrapure NUCLEODUR® silica, which is described above.

A unique derivatization process generates a homogeneous surface with a high density of bonded silanes (carbon content ~18% for C₁₈, ~11% for C₈). The following thorough endcapping suppresses any unwanted polar interactions between the silica surface and the sample, which makes "Gravity" particularly suitable for the separation of basic and other ionizable analytes. Even strongly basic pharmaceuticals like amitriptyline are eluted without tailing under isocratic conditions. For a discussion of the different retention behaviour of octadecyl phases compared to octyl phases see page 105.

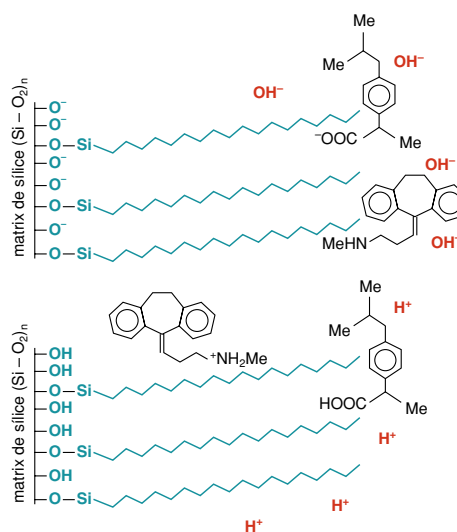
Enhanced pH stability

One major disadvantage of using silica stationary phases is the limited stability at strongly acidic or basic pH ranges. Cleavage of the siloxane bonding by hydrolysis, or dissolution of the silica will rapidly lead to a considerable loss in column performance. Therefore conventional RP phases are usually not recommended to be run with mobile phases at pH > 8 or pH < 2 for extended periods of time. The special surface bonding technology and the low concentration of trace elements of NUCLEODUR® C₈ and C₁₈ Gravity allow for use at an expanded pH range from pH 1 to 11.

When is enhanced pH stability beneficial?

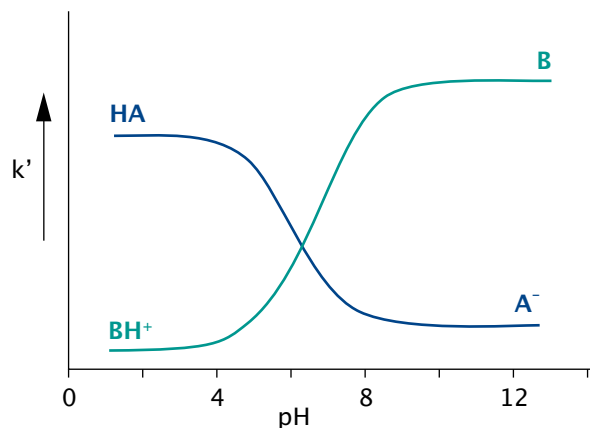
The option to work at an expanded pH range is often required in method development. Many nitrogen containing compounds like basic drugs are protonated at acidic or neutral pH and exhibit poor retention on a standard C₁₈ phase. The retention behaviour can be improved by working at a higher pH, where the analyte is no longer protonated, but formally neutrally charged, as a rule between pH 9 – 10. For acidic analytes it is exactly in inverse proportion, maximum retention can be attained at low pH.

Surface silanols at different pH values



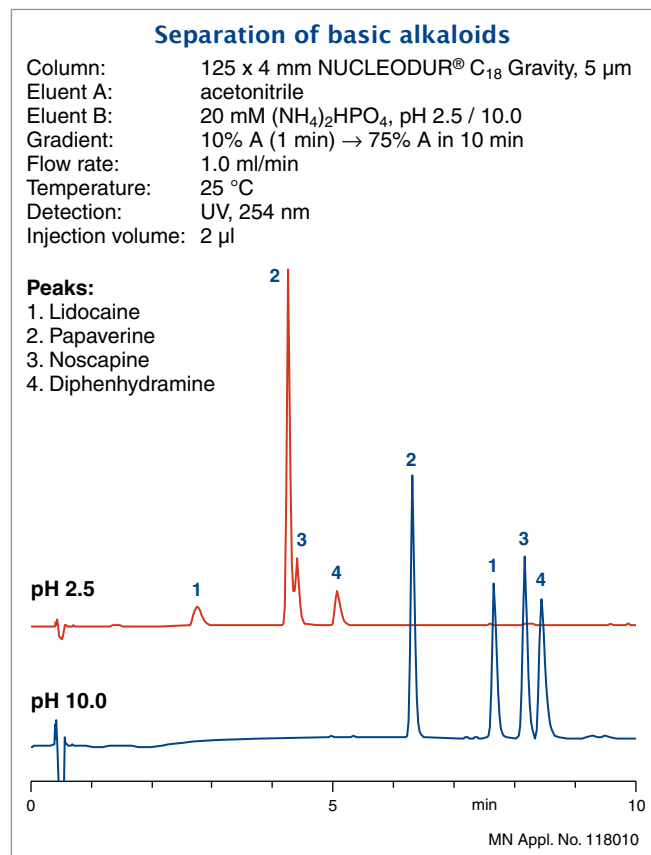
The figure above shows the extent of protonation of surface silanols and of two exemplary analytes at acidic and alkaline pH. The following graph explains the general correlation between retention and pH.

Correlation between retention and pH for basic and acidic compounds



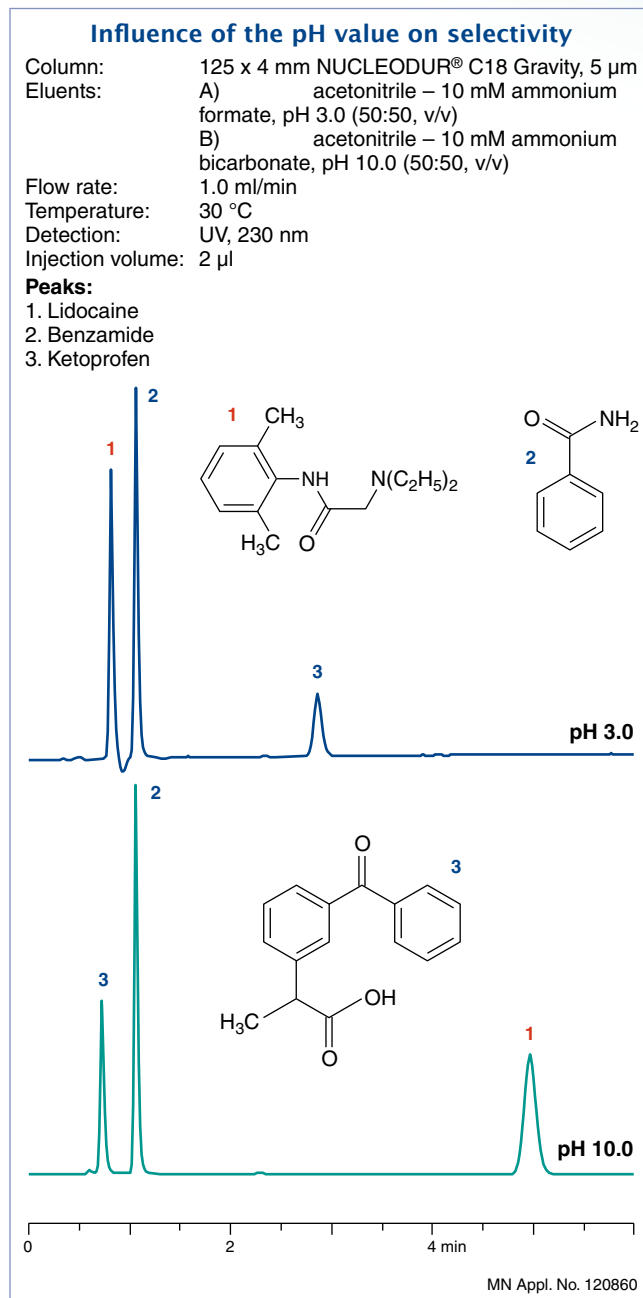


As it was previously mentioned, pH stability of the stationary phase can be helpful for improving selectivity in method development. The figure below shows the separation of 4 basic drugs under acidic and basic conditions.



At pH 2.5 the protonated analytes exhibit poor retention (early elution) and in addition an inadequate resolution for papaverine and noscapine, whilst the formally non ionized molecules can be baseline separated due to the better retention pattern at alkaline pH.

A further example how selectivity can be controlled by the pH value is demonstrated below. The sample mixture consists of an acid (ketoprofen), a base (lidocaine) and benzamide. Under acidic conditions the protonated lidocaine is eluted very fast due to lack of sufficiently strong hydrophobic interactions between analyte and C₁₈ chains, in contrary to the formally neutral keto- profen, which is eluted after about 3 minutes. However at pH 10 a reversal of the elution order, with a visibly longer retention time for the basic lidocaine, can be achieved.

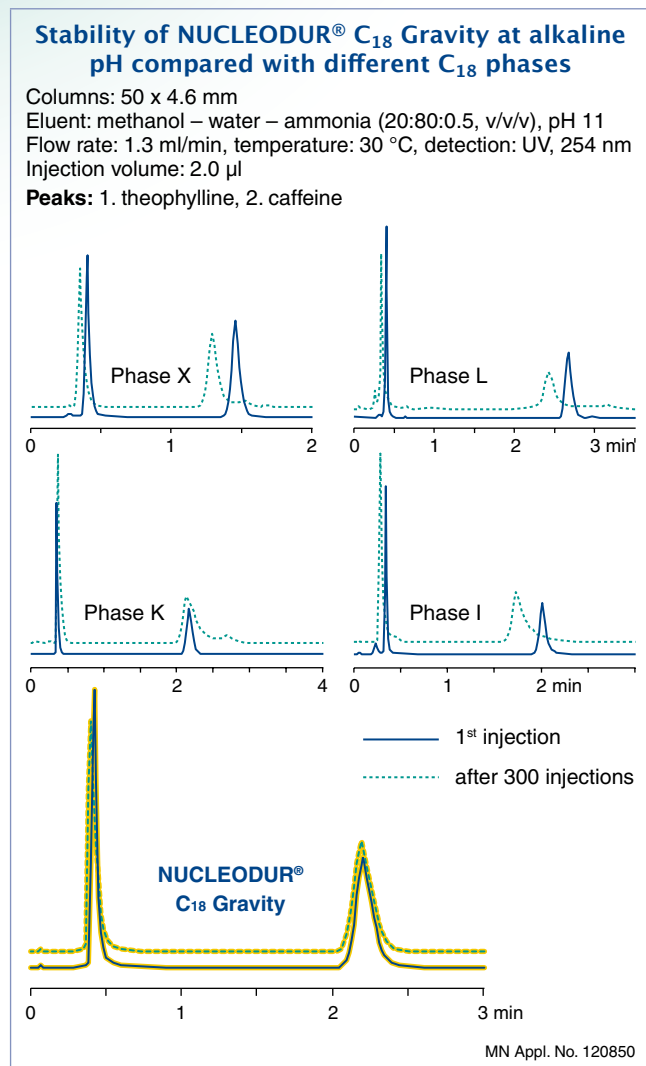




Analytical columns with NUCLEODUR® phases

Columns for HPLC

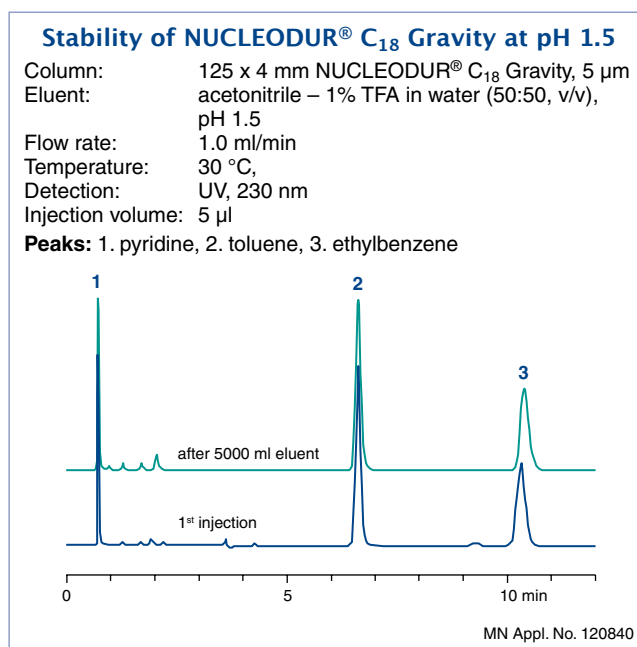
The following chromatograms demonstrate the stability of NUCLEODUR® C₁₈ Gravity under alkaline conditions in comparison with four commercially available modern RP18 phases. Again, the ultrapure Gravity with its unique high density surface bonding technology withstands strong alkaline mobile phase conditions.



Even after 300 injections no loss of column efficiency, identified e.g. by peak broadening or decrease in retention times, could be observed.

The pH stability of silica under alkaline conditions is mainly a kinetic effect and based on the velocity of the dissolution of the silica support. It is worth mentioning, that this phenomenon also depends on type and concentration of buffers, as well as on the temperature. It is well known that the use of phosphate buffers, particularly at elevated temperatures, can reduce column lifetime even at moderate pH. If possible, phosphate buffers should be replaced by less harmful alternatives.

The following chromatograms show the excellent column stability of NUCLEODUR® C₁₈ Gravity in acidic conditions. The retention time of all three compounds in the column performance test remains consistent and virtually unchanged, even after the column is run with 5000 ml eluent. Due to the extremely stable surface modification, no cleavage of the Si-O-Si bonding occurs, column deterioration is therefore successfully prevented.












Ordering information

eluent in column acetonitrile / water

Length →	30 mm	50 mm	100 mm	125 mm	150 mm	250 mm	Guard columns
NUCLEODUR® C₁₈ Gravity, 1.8 µm							particle size 1.8 µm, 18 % C
EC columns							
	2 mm ID	760078.20	760079.20				
	3 mm ID	760078.30	760079.30				
	4 mm ID	760078.40	760079.40				
	4.6 mm ID	760078.46	760079.46				

Analytical columns with NUCLEODUR® phases



Length →	30 mm	50 mm	100 mm	125 mm	150 mm	250 mm	Guard columns
NUCLEODUR® C₁₈ Gravity, 3 μm particle size 3 μm, 18 % C							
EC columns							
	2 mm ID	760080.20		760081.20	760083.20	760082.20	761124.30
	3 mm ID	760080.30		760081.30	760083.30	760082.30	761124.30
	4 mm ID	760080.40		760081.40	760083.40	760082.40	761124.40
	4.6 mm ID	760080.46		760081.46	760083.46	760082.46	761124.40
ChromCart® cartridges							
	2 mm ID			761452.20		761453.20	761124.30
	3 mm ID			761452.30		761453.30	761124.30
	4 mm ID			761452.40		761453.40	761124.40
	4.6 mm ID			761452.46	761454.46	761453.46	761124.40
Microbore columns							
	1 mm ID		717714.10	717715.10	717716.10	717717.10	
NUCLEODUR® C₁₈ Gravity, 5 μm particle size 5 μm, 18 % C							
EC columns							
	2 mm ID	760102.20		760100.20	760103.20	760101.20	761125.30
	3 mm ID	760102.30		760100.30	760103.30	760101.30	761125.30
	4 mm ID	760102.40		760100.40	760103.40	760101.40	761125.40
	4.6 mm ID	760102.46		760100.46	760103.46	760101.46	761125.40
ChromCart® cartridges							
	2 mm ID			761500.20		761501.20	761125.30
	3 mm ID			761500.30		761501.30	761125.30
	4 mm ID			761500.40		761501.40	761125.40
	4.6 mm ID			761500.46	761504.46	761501.46	761125.40
Microbore columns							
	1 mm ID		717706.10	717707.10	717708.10	717705.10	
NUCLEODUR® C₈ Gravity, 1.8 μm particle size 1.8 μm, 11 % C							
EC columns							
	2 mm ID	760756.20	760755.20				
	3 mm ID	760756.30	760755.30				
	4 mm ID	760756.40	760755.40				
	4.6 mm ID	760756.46	760755.46				
NUCLEODUR® C₈ Gravity, 5 μm particle size 5 μm, 11 % C							
EC columns							
	2 mm ID	760750.20		760751.20	760752.20	760753.20	761754.30
	3 mm ID	760750.30		760751.30	760752.30	760753.30	761754.30
	4 mm ID	760750.40		760751.40	760752.40	760753.40	761754.40
	4.6 mm ID	760750.46		760751.46	760752.46	760753.46	761754.40
ChromCart® cartridges							
	2 mm ID			761751.20		761753.20	761754.30
	3 mm ID			761751.30		761753.30	761754.30
	4 mm ID			761751.40		761753.40	761754.40
	4.6 mm ID			761751.46	761752.46	761753.46	761754.40

8 mm ChromCart® guard column cartridges in packs of 3, all other columns in packs of 1.

As guard columns for EC columns use ChromCart® guard column cartridges with guard column adaptor EC (Cat. No. 721359).

ChromCart® columns require the CC connecting kit (Cat. No. 721690).

On request, Microbore columns are also available in lengths of 40, 60, 200 and 300 mm and with 0.05, 0.075, 0.1, 0.15, 0.3, 0.4, 0.5, 0.75 and 1.5 mm ID. Guard columns for Microbore columns on request.

For preparative columns with NUCLEODUR® C₁₈ Gravity see page 150.



NUCLEODUR[®] C₁₈ Isis

phase with high steric selectivity

- C₁₈ phase with special polymeric, crosslinked surface modification · USP L1
- pore size 110 Å; particle sizes 1.8 µm, 3 µm and 5 µm; 20 % C
- exceptional steric selectivity
- outstanding surface deactivation
- suitable for LC/MS due to low bleeding characteristics
- pH stability 1 – 10
- broad range of applications: steroids, (*o,p,m*-) substituted aromatics, fat-soluble vitamins

Surface modification

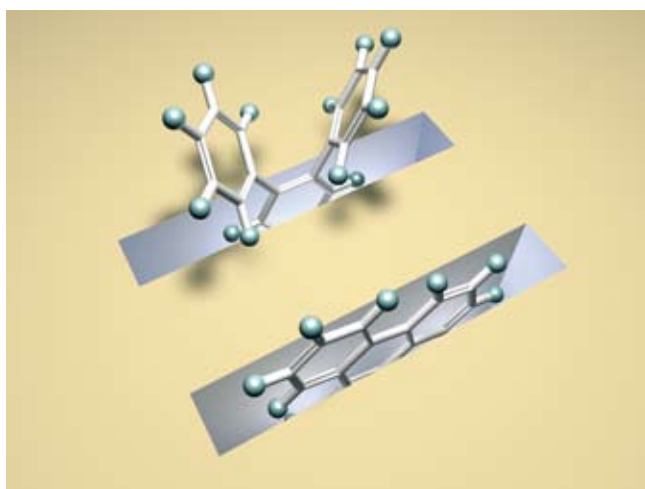
By use of specific C₁₈ silanes and appropriate polymeric bonding technologies a dense shield of alkyl chains protects the subjacent silica matrix. Elemental analysis of NUCLEODUR[®] C₁₈ Isis shows a carbon load of 20%.

The target crosslinking of the C₁₈ chains on the surface enables the separation of compounds with similar molecular structure but different stereochemical properties. The technical term for this feature is steric selectivity.

The chromatograms on the right reveal the improved resolution for positional isomers in a test mixture of aromatic compounds on NUCLEODUR[®] C₁₈ Isis (1) in direct comparison with monomerically coated (2) and polar endcapped (3) C₁₈ columns.

Sander and Wise [LCGC 8 (1990) 378 – 390] proposed a model for the retention of aromatic compounds based on molecular shape, which is referred to as "Slot Model". This model pictures the bonded C₁₈ phase on the silica surface with slots which the analytes have to penetrate during retention. Planar molecules are able to penetrate these slots deeper than non-planar molecules of similar molecular weight and length-to-breadth ratio. Thus triphenylene is longer retained than *o*-terphenyl.

Slot model



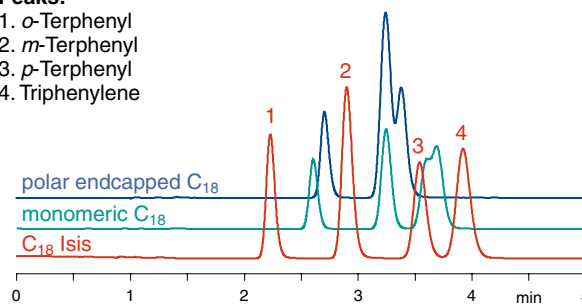
Steric selectivity of NUCLEODUR[®] C₁₈ Isis

Columns: 125 x 4 mm; **NUCLEODUR[®] C₁₈ Isis, monomerically coated C₁₈ phase, polar endcapped phase**

Eluent: methanol – water (90:10, v/v)
Flow rate: 1 ml/min, temperature: 35 °C
Detection: UV, 254 nm
Injection volume: 5 µl

Peaks:

1. *o*-Terphenyl
2. *m*-Terphenyl
3. *p*-Terphenyl
4. Triphenylene



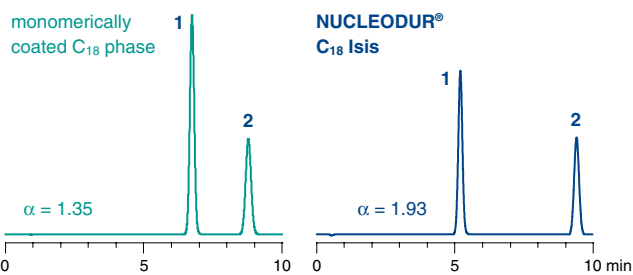
The separation of *o*-terphenyl and triphenylene is a concrete example to evaluate the selectivity potential of a reversed phase column in terms of the different shape of two molecules. The phenyl rings of *o*-terphenyl are twisted out of plane while triphenylene has a planar geometry.

The separation factor (α value) is a measure for the steric selectivity. As is shown in the following chromatograms the α value is considerably larger on NUCLEODUR[®] C₁₈ Isis compared to a conventional C₁₈ column.

Steric selectivity of NUCLEODUR[®] C₁₈ Isis

Columns: 125 x 4 mm
Eluent: methanol – water (80:20, v/v)
Flow rate: 1 ml/min, temperature: 40 °C
Detection: UV, 254 nm, injection volume: 1 µl

Peaks: 1. *o*-terphenyl, 2. triphenylene





Surface deactivation


The chromatography of basic analytes requires a high density of surface-bonded C₁₈ silanes combined with a thorough endcapping procedure to keep silanol activity at a minimum. This ensures tailing-free elution of even strongly basic amino-containing compounds (see Appl. 121210 under www.mn-net.com).

Stability

The applied special surface bonding technology also provides improved stability features for the NUCLEODUR® C₁₈ Isis phase.

Ordering information

eluent in column acetonitrile / water

Length →	30 mm	50 mm	100 mm	125 mm	150 mm	250 mm	Guard columns
NUCLEODUR® C₁₈ Isis, 1.8 µm							particle size 1.8 µm
EC columns							
	2 mm ID	760406.20	760405.20				
	3 mm ID	760406.30	760405.30				
	4 mm ID	760406.40	760405.40				
	4.6 mm ID	760406.46	760405.46				
NUCLEODUR® C₁₈ Isis, 3 µm							particle size 3 µm
EC columns							
	2 mm ID	760400.20		760402.20	760403.20	760404.20	761300.30
	3 mm ID	760400.30		760402.30	760403.30	760404.30	761300.30
	4 mm ID	760400.40		760402.40	760403.40	760404.40	761300.40
	4.6 mm ID	760400.46		760402.46	760403.46	760404.46	761300.40
ChromCart® cartridges							
	2 mm ID			761304.20		761307.20	761300.30
	3 mm ID			761304.30		761307.30	761300.30
	4 mm ID			761304.40		761307.40	761300.40
	4.6 mm ID			761304.46	761305.46	761307.46	761300.40
Microbore columns							
	1 mm ID	717760.10	717761.10	717762.10			
NUCLEODUR® C₁₈ Isis, 5 µm							particle size 5 µm
EC columns							
	2 mm ID	760410.20		760412.20	760413.20	760414.20	761310.30
	3 mm ID	760410.30		760412.30	760413.30	760414.30	761310.30
	4 mm ID	760410.40		760412.40	760413.40	760414.40	761310.40
	4.6 mm ID	760410.46		760412.46	760413.46	760414.46	761310.40
ChromCart® cartridges							
	2 mm ID			761314.20	761315.20	761317.20	761310.30
	3 mm ID			761314.30	761315.30	761317.30	761310.30
	4 mm ID			761314.40	761315.40	761317.40	761310.40
	4.6 mm ID			761314.46	761315.46	761317.46	761310.40
Microbore columns							
	1 mm ID	717770.10	717771.10	717772.10			

8 mm ChromCart® guard column cartridges in packs of 3, all other columns in packs of 1.

As guard columns for EC columns use ChromCart® guard column cartridges with guard column adaptor EC (Cat. No. 721359).

ChromCart® columns require the CC connecting kit (Cat. No. 721690).

For preparative columns with NUCLEODUR® C₁₈ Isis see page 150.



NUCLEODUR® C₁₈ Pyramid

phase for highly aqueous eluents

- stable in 100% aqueous mobile phase systems · USP L1
- pore size 110 Å; particle sizes 1.8 µm, 3 µm and 5 µm; 14 % C
- 7 and 10 µm particles for preparative purposes are available on request
- interesting polar selectivity features
- excellent base deactivation; suitable for LC/MS due to low bleeding characteristics
- pH stability 1 – 9
- classes of compounds separated so far: analgesics, penicillin antibiotics, nucleic acid bases, water-soluble vitamins, complexing agents, organic acids

RP-HPLC with highly aqueous mobile phases

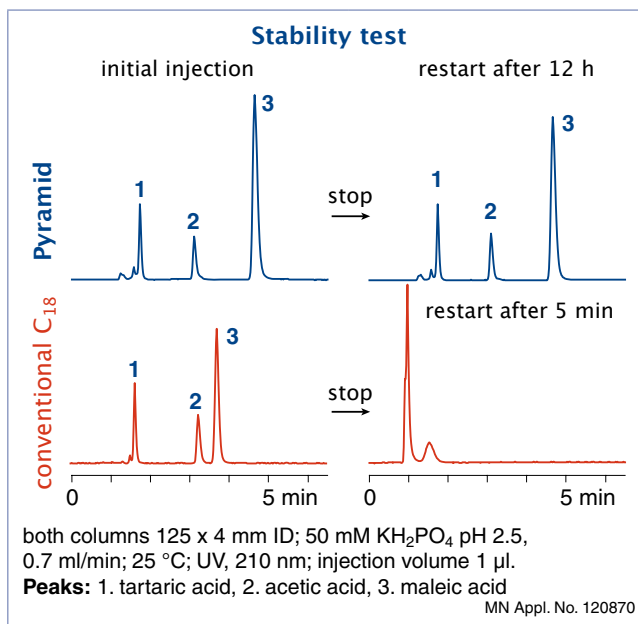
The efforts to neutralize unwanted activity of unreacted surface silanol groups often results in well base-deactivated phases with high carbon load, but a limited scope of selectivity beyond non-polar interactions. In particular polar compounds like carboxylic acids, drug metabolites, etc. show only weak retention on densely bonded reversed phase columns due to distinct hydrophobic properties but low polar interactions. Very polar analytes require highly aqueous mobile phases for solubility and retention. Conventional reversed phase columns often display stability problems in eluent systems with high percentage of water (> 95%) as evidenced by a sudden decrease of retention time and overall poor reproducibility. This phenomenon is described as phase collapse caused by the mobile phase expelled from the pores due to the fact, that hydrophobic RP phases are incompletely wetted with the mobile phase [U. D. Neue et al., *Chromatographia* 54 (2001) 169 – 177].

Different approaches can be used to increase column stability with highly aqueous mobile phase systems. The most promising concepts are incorporating a polar group in the hydrophobic alkyl chain, or using hydrophilic endcapping procedures to improve the wettability of the reversed phase modification. NUCLEOSIL® Nautilus may be taken as an example for the embedded polar group strategy, in which a C₁₈ silane with a polar function is successfully linked to the silica surface [D. Rieger, H. Riering, *Int. Laboratory Aug.* 2000, Vol. 30 (4A), 12].

Stability features

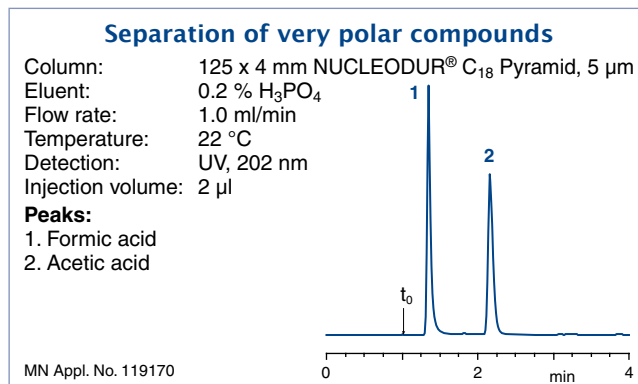
NUCLEODUR® C₁₈ Pyramid is a silica phase with hydrophilic endcapping, designed especially for use in eluent systems of up to 100% water. The figure below shows the retention behaviour of tartaric, acetic and maleic acid under purely aqueous conditions on NUCLEODUR® C₁₈ Pyramid in comparison with a conventionally bonded RP phase.

It can be shown that the retention times for NUCLEODUR® C₁₈ Pyramid remain nearly unchanged between initial injection and restart after the flow has been stopped for 12 hours, whilst the performance of the conventional RP column collapsed totally after the same period.



Retention characteristics

The polar surface derivatization exhibits retention characteristics, which differentiate the “Pyramid” from conventional C₁₈ stationary phases. The chromatogram below shows the improved retention behaviour of very polar compounds such as short chain organic acids, which are insufficiently retained on RP columns with predominantly hydrophobic surface properties.












In addition to the exceptional polar selectivity NUCLEODUR® C₁₈ Pyramid also provides adequate hydrophobic retention (see application No. 119180 at www.mn-net.com). The capacity factors of the non-polar, alkyl-substituted benzenes toluene and ethylbenzene do not go too far in comparison with standard C₁₈ phases.

Base deactivation

The perceptible increase in polarity has no impact on the retention behaviour of ionizable analytes. Even with the strongly basic compounds of the tricyclic antidepressant drug test mixture, no unwanted interactions or a so-called lack in base deactivation are observed (see application 119200 under www.mn-net.com).

Ordering information

eluent in column acetonitrile / water

Length →	30 mm	50 mm	100 mm	125 mm	150 mm	250 mm	Guard columns
NUCLEODUR® C₁₈ Pyramid, 1.8 µm							particle size 1.8 µm
EC columns							
	2 mm ID	760271.20	760272.20				
	3 mm ID	760271.30	760272.30				
	4 mm ID	760271.40	760272.40				
	4.6 mm ID	760271.46	760272.46				
NUCLEODUR® C₁₈ Pyramid, 3 µm							particle size 3 µm
EC columns							
	2 mm ID	760263.20		760260.20	760261.20	760262.20	761854.30
	3 mm ID	760263.30		760260.30	760261.30	760262.30	761854.30
	4 mm ID	760263.40		760260.40	760261.40	760262.40	761854.40
	4.6 mm ID	760263.46		760260.46	760261.46	760262.46	761854.40
ChromCart® cartridges							
	2 mm ID			761850.20		761852.20	761854.30
	3 mm ID			761850.30		761852.30	761854.30
	4 mm ID			761850.40		761852.40	761854.40
	4.6 mm ID			761850.46	761851.46	761852.46	761854.40
Microbore columns							
	1 mm ID	717740.10	717741.10	717742.10	717743.10	717744.10	
NUCLEODUR® C₁₈ Pyramid, 5 µm							particle size 5 µm
EC columns							
	2 mm ID	760200.20		760201.20	760203.20	760202.20	761800.30
	3 mm ID	760200.30		760201.30	760203.30	760202.30	761800.30
	4 mm ID	760200.40		760201.40	760203.40	760202.40	761800.40
	4.6 mm ID	760200.46		760201.46	760203.46	760202.46	761800.40
ChromCart® cartridges							
	2 mm ID			761802.20		761803.20	761800.30
	3 mm ID			761802.30		761803.30	761800.30
	4 mm ID			761802.40		761803.40	761800.40
	4.6 mm ID			761802.46		761803.46	761800.40
Microbore columns							
	1 mm ID		717722.10	717723.10	717724.10	717725.10	

8 mm ChromCart® guard column cartridges in packs of 3, all other columns in packs of 1.

As guard columns for EC columns use ChromCart® guard column cartridges with guard column adaptor EC (Cat. No. 721359). ChromCart® columns require the CC connecting kit (Cat. No. 721690).

On request, Microbore columns are also available in lengths of 40, 60, 100, 200 and 300 mm and with 0.05, 0.075, 0.1, 0.15, 0.3, 0.4, 0.5, 0.75 and 1.5 mm ID. Guard columns for Microbore columns on request.

For preparative columns with NUCLEODUR® C₁₈ Pyramid see page 150.



NUCLEODUR® Sphinx RP

bifunctional RP phase

- distinct selectivity based on bifunctional surface coverage · USP L1 and USP L11
- pore size 110 Å; particle sizes 1.8 µm, 3 µm and 5 µm; 14 % C
- high density of covalently bonded silanes for tailing-free peaks
- widens the scope for method development
- pH stability 1 - 10
- suitable for LC/MS due to low bleeding characteristics
- high reproducibility and consistent quality due to tight QC procedures
- range of applications: quinolone antibiotics, sulfonamides, xanthenes, substituted aromatics

Alternative RP selectivity

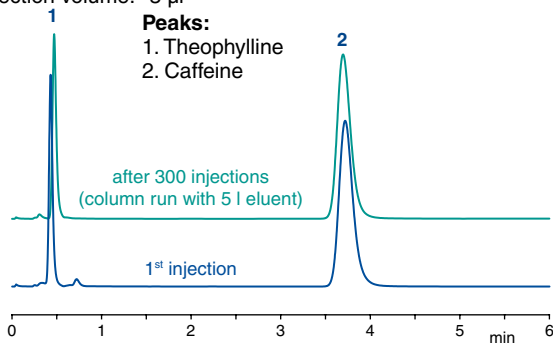
NUCLEODUR® Sphinx RP is characterized by exceptional selectivity features generated by a well-balanced ratio of covalently bonded octadecyl and phenyl groups. The combination of classical hydrophobic with π - π interactions (aromatic ring system) expands the scope of selectivity in comparison with conventional reversed phase packings. NUCLEODUR® Sphinx RP is particularly suited for the separation of molecules containing aromatic and multiple bonds. For the separation of polar compounds NUCLEODUR® Sphinx RP can be especially recommended and can also outperform many customary C₁₈ phases. In addition, exhaustive endcapping steps minimize unwanted surface silanol activity and guarantee excellent peak shapes even for strong basic analytes.

Stability of NUCLEODUR® Sphinx RP at pH 10

Column: 50 x 4.6 mm NUCLEODUR® Sphinx RP, 5 µm
Eluent: methanol – dil. NH₃, pH 10 (20:80, v/v)
Flow rate: 1.0 ml/min, temperature 30 °C
Detection: UV, 275 nm
Injection volume: 3 µl

Peaks:

- Theophylline
- Caffeine



MN Appl. No. 120900

Different from standard phenyl phases, NUCLEODUR® Sphinx RP is far more stable towards hydrolysis and is also suggested for LC/MS applications.

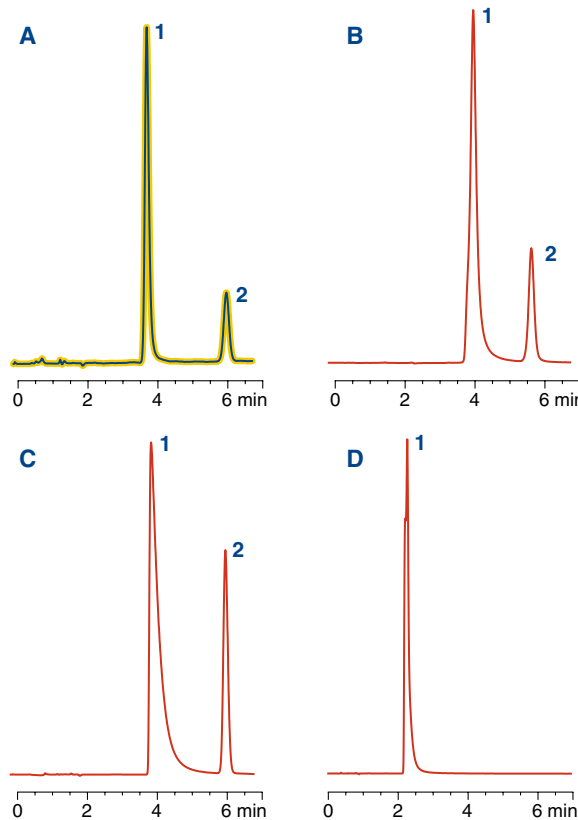
Due to the additional intermolecular interactions NUCLEODUR® Sphinx RP is an interesting replenishment to the high density bonded phases NUCLEODUR® C₈/C₁₈ Gravity and the polar endcapped NUCLEODUR® C₁₈ Pyramid.

Comparison of surface deactivation of different phenyl modified RP phases

Columns: 150 x 4.6 mm
A) NUCLEODUR® Sphinx RP, 5 µm
B) competitor 1 (column XP)
C) competitor 2 (column LP)
D) competitor 3 (column SP)
Eluent: methanol – water (30:70, v/v)
Flow rate: 1 ml/min
Temperature: 40 °C
Detection: UV, 254 nm
Injection volume: 2 µl

Peaks:

- Pyridine
- Phenol



MN Appl. No. 120910



Separation of flavonoids on 3 different NUCLEODUR® phases

Columns: 150 x 4.6 mm

A) NUCLEODUR® C₈ Gravity, 5 μm

B) NUCLEODUR® C₁₈ Gravity, 5 μm

C) NUCLEODUR® Sphinx RP, 5 μm

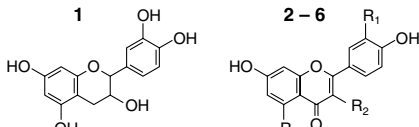
Eluent: water – methanol (40:60, v/v), flow rate 1 ml/min

Temperature: 30 °C

Detection: UV, 270 nm

Injection volume: 3 μl

Peaks:



1. Catechin

2. Rutin

3. Fisetin

4. Quercetin

5. Kaempferol

6. Isorhamnetin

$R_1 = R_3 = \text{OH}, R_2 = \text{O-rutinose}$

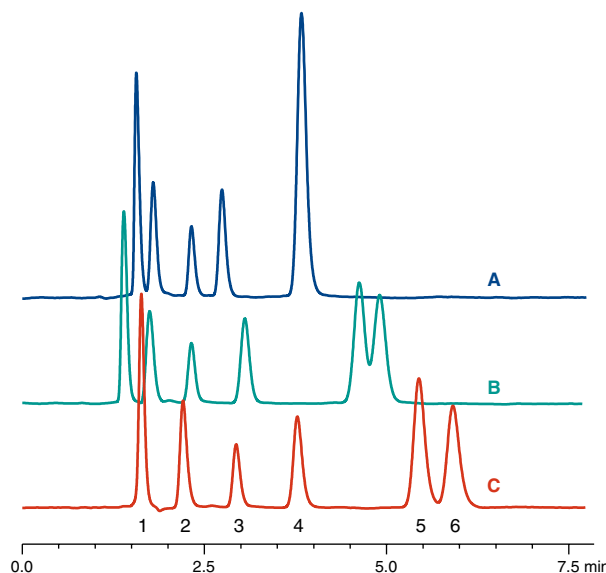
$R_1 = R_2 = \text{OH}, R_3 = \text{H}$

$R_1 = R_2 = R_3 = \text{OH}$

$R_1 = \text{H}, R_2 = R_3 = \text{OH}$







$R_1 = \text{OCH}_3, R_2 = R_3 = \text{OH}$

MN Appl. No. 119830



Ordering information

eluent in column acetonitrile / water

Length →	30 mm	50 mm	100 mm	125 mm	150 mm	250 mm	Guard columns
NUCLEODUR® Sphinx RP, 1.8 μm							particle size 1.8 μm
EC columns							
	2 mm ID	760821.20	760822.20				
	3 mm ID	760821.30	760822.30				
	4 mm ID	760821.40	760822.40				
	4.6 mm ID	760821.46	760822.46				
NUCLEODUR® Sphinx RP, 3 μm							particle size 3 μm
EC columns							
	2 mm ID	760806.20		760807.20	760805.20	760808.20	761557.30
	3 mm ID	760806.30		760807.30	760805.30	760808.30	761557.30
	4 mm ID	760806.40		760807.40	760805.40	760808.40	761557.40
	4.6 mm ID	760806.46		760807.46	760805.46	760808.46	761557.40
ChromCart® cartridges							
	2 mm ID			761556.20			761557.30
	3 mm ID			761556.30			761557.30
	4 mm ID			761556.40			761557.40
	4.6 mm ID			761556.46	761558.46		761557.40
NUCLEODUR® Sphinx RP, 5 μm							particle size 5 μm
EC columns							
	2 mm ID	760800.20		760801.20	760802.20	760803.20	761550.30
	3 mm ID	760800.30		760801.30	760802.30	760803.30	761550.30
	4 mm ID	760800.40		760801.40	760802.40	760803.40	761550.40
	4.6 mm ID	760800.46		760801.46	760802.46	760803.46	761550.40
ChromCart® cartridges							
	2 mm ID			761552.20		761554.20	761550.30
	3 mm ID			761552.30		761554.30	761550.30
	4 mm ID			761552.40		761554.40	761550.40
	4.6 mm ID			761552.46	761553.46	761554.46	761550.40
Microbore columns							
	1 mm ID	717680.10	717681.10	717682.10	717683.10	717684.10	



NUCLEODUR® CN / CN-RP

cyano-modified high purity silica phase

- pore size 110 Å; particle sizes 3 µm and 5 µm; 7% C · USP L10
- multi-mode columns (RP and NP)
- widens the scope in selectivity
- different retention characteristics in comparison to C₈ and C₁₈
- stable against hydrolysis at low pH, working range pH 1 – 8
- high reproducibility from lot to lot
- classes of compounds separated so far: tricyclic antidepressants, steroids, organic acids

Alternative bonded-phase functionality

In reversed phase HPLC it is fairly common to start with C₁₈ or C₈ columns, if new methods have to be developed. However, superior polarity and selectivity properties often required for more sophisticated separations, are not always sufficiently provided by classical RP phases, which are usually characterized by a hydrophobic layer of monomeric or polymeric bonded alkylsilanes.

One approach to improve the resolution of compounds poorly separated on nonpolar stationary phases, is to change bonded-phase functionality.

The fully endcapped and highly reproducible NUCLEODUR® 100-5 CN-RP phase has cyanopropyl groups on the surface able to generate a clearly recognizable different retention behaviour compared to purely alkyl-functionalized surface modifications (see figure below).

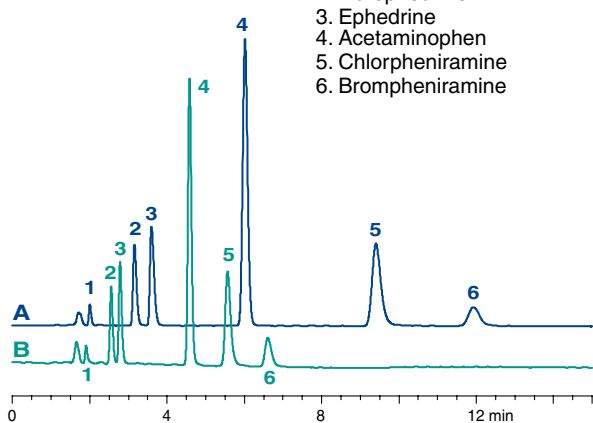
The polarity of the NUCLEODUR® 100-5 CN-RP phase can be classified as intermediate based on multiple retention mechanisms such as dipole-dipole, π-π, and also hydrophobic interactions [C. S. Young and R. J. Weigand, LCGC 20 (2002) 464 – 473]. Therefore, this phase shows a distinct selectivity for polar organic compounds as well as for molecules containing π electron systems (e.g. analytes with double bonds, tricyclic antidepressants) [V. R. Meyer, Practical High Performance Liquid Chromatography (John Wiley & Sons, New York, 3rd. ed., 1999)].

Short-chain bonded phases are sometimes suspected of revealing shortcomings in stability towards hydrolysis at low pH [J. J. Kirkland, LCGC 14 (1996) 486 – 500]. The following chromatograms show that even after 100 sample injections and four weeks storage at pH 1 (curve 2), neither a considerable shift in retention, nor a visible change in peak symmetry could be noticed (curve 1 = new column).

Separation of cold medicine ingredients on two different NUCLEODUR® phases

Columns: **A) 250 x 4 mm NUCLEODUR® 100-5 C₁₈ ec**
B) 250 x 4 mm NUCLEODUR® 100-5 CN-RP
Eluent: acetonitrile – 100 mM sodium citrate pH 2.5 (15:85, v/v)
Flow rate: 1.0 ml/min, temperature 25 °C
Detection: UV, 270 nm, injection volume: 10 µl

- Peaks:**
1. Maleic acid
 2. Norephedrine
 3. Ephedrine
 4. Acetaminophen
 5. Chlorpheniramine
 6. Brompheniramine

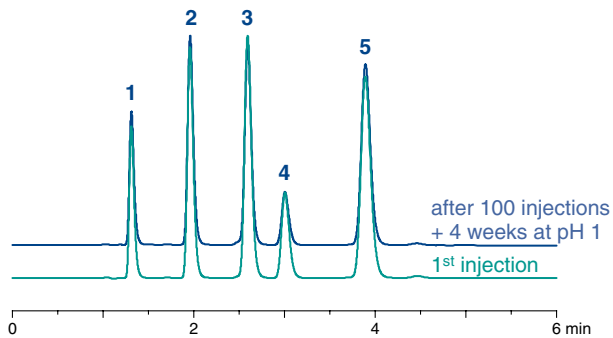


MN Appl. No. 119340

Stability of NUCLEODUR® CN-RP at pH 1

Column: 125 x 4 mm NUCLEODUR® 100-5 CN-RP
Eluent: acetonitrile – water, 2% TFA pH 1 (50:50, v/v)
Flow rate: 1.0 ml/min
Temperature: 25 °C
Detection: UV, 254 nm
Injection volume: 5 µl

- Peaks:**
1. Benzamide
 2. Dimethyl phthalate
 3. Phenetole
 4. o-Xylene
 5. Biphenyl

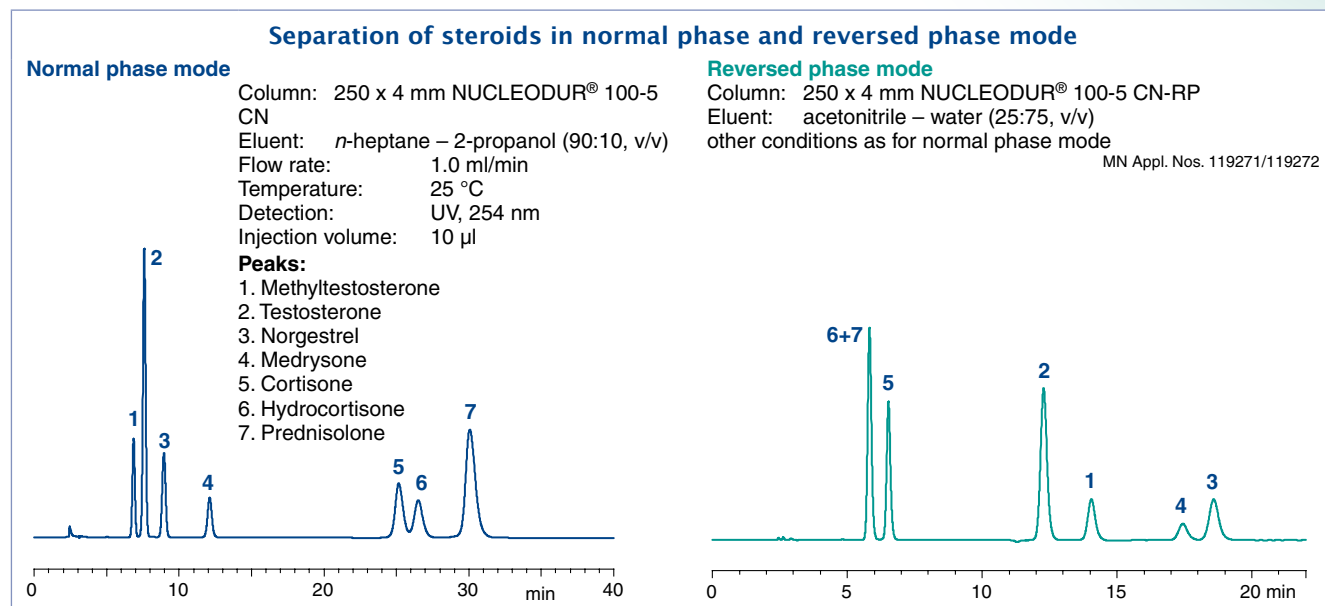


MN Appl. No. 119350



Due to the exceptional polarity features the cyano phase can also be run in the normal phase mode. NUCLEODUR® CN columns for normal phase applications are shipped in *n*-heptane. The drastic change in selectivity and order of elution for a mixture of various

steroids in normal and reversed phase mode is displayed in following figure. Moreover the high coverage combined with a thorough endcapping makes NUCLEODUR® 100-5 CN-RP suitable for the separation of ionizable compounds such as basic drugs.



Ordering information

Length →	50 mm	125 mm	150 mm	250 mm	Guard columns
NUCLEODUR® 100-3 CN-RP particle size 3 µm; eluent in column acetonitrile / water					
EC columns					
2 mm ID	760159.20				761430.30
3 mm ID		760157.30			761430.30
4 mm ID			760156.40		761430.40
4.6 mm ID			760156.46		761430.40
NUCLEODUR® 100-5 CN-RP particle size 5 µm; eluent in column acetonitrile / water					
EC columns					
4 mm ID		760153.40		760152.40	761420.40
4.6 mm ID		760153.46	760154.46	760152.46	761420.40
ChromCart® cartridges					
4 mm ID		761424.40		761423.40	761420.40
4.6 mm ID		761424.46		761423.46	761420.40
NUCLEODUR® 100-5 CN particle size 5 µm; eluent in column <i>n</i> -heptane					
EC columns					
4 mm ID		760151.40		760150.40	761419.40
4.6 mm ID		760151.46		760150.46	761419.40
ChromCart® cartridges					
4 mm ID		761422.40		761421.40	761419.40
4.6 mm ID		761422.46		761421.46	761419.40

8 mm ChromCart® guard column cartridges in packs of 3, all other columns in packs of 1.

As guard columns for EC columns use ChromCart® guard column cartridges with guard column adaptor EC (Cat. No. 721359). ChromCart® columns require the CC connecting kit (Cat. No. 721690).



Analytical columns with NUCLEODUR® phases

NUCLEODUR® C₁₈ ec · C₈ ec

nonpolar phases for routine analysis

- medium density octadecyl (USP L1) and octyl phases (USP L7)
- pore size 110 Å; particle sizes 3 µm and 5 µm; 7 µm, 10 µm, 12 µm, 16 µm, 20 µm, 30 µm and 50 µm for preparative separations
- for daily routine analysis and up-scaling for preparative HPLC
- pH stability 1 - 9
- high reproducibility from lot to lot
- for standard routine reversed phase applications

NUCLEODUR® C₁₈ ec for daily routine analysis and up-scaling for preparative HPLC

The efficiency of a separation is controlled by particle size and selectivity of the stationary phase. The exceptional surface coverage of monomeric bonded alkylsilanes, combined with an exhaustive endcapping, results in a surface with lowest silanol activity. This allows the tailing-free elution of polar compounds such as basic drugs. NUCLEODUR® C₁₈ ec is available in 9 different particle sizes (3, 5, 7, 10, 12, 16, 20, 30 and 50 µm) which cover the whole range from high speed analytical HPLC up to medium and low pressure prep LC. NUCLEODUR® C₁₈ ec is also an ideal tool for scale-up purposes.

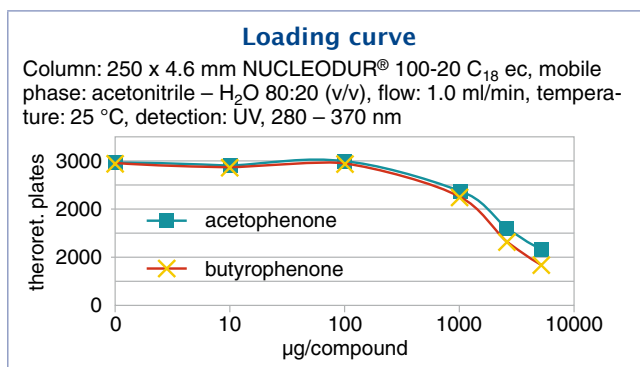
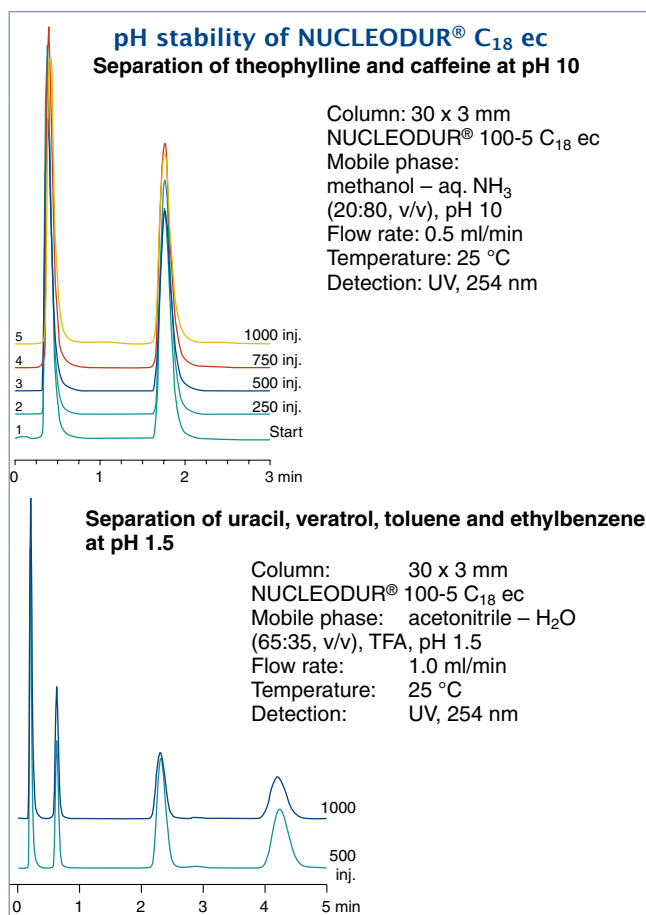
Chemical stability

The utmost purity of the base silica and the exceptional silane bonding chemistry minimizes the risk of dissolution, or hydrolysis at pH extremes.

The chromatograms show the retention behavior at pH values of 1.5 and 10.0 for NUCLEODUR® 100-5 C₁₈ ec

Loadability

Loadability, probably the most important feature for preparative LC applications, is determined by pore size, pore volume and surface area of the packing. However, it can also be influenced by the molecular weight of the analytes. In the figure below the mass loading curve for acetophenone and butyrophenone on a NUCLEODUR® 100-20 C₁₈ ec column describes the correlation between the increase of column loading and the decrease of separation efficiency.





NUCLEODUR® octyl phases

In addition to the program of NUCLEODUR® C₁₈ phases MACHEREY-NAGEL offers the corresponding octyl modified NUCLEODUR® C₈ Gravity and NUCLEODUR® C₈ ec columns to expand the reversed phase tool box effectively. Based on the same totally spherical and highly pure silica the C₈ phases exhibit the same excellent chemical and mechanical stability features as the C₁₈ counterparts. Indeed NUCLEODUR® C₈ Gravity can also be run at pH extremes (pH 1 – 11) by choosing appropriate elution parameters. Due to the shorter chain and less hydrophobic properties of the stationary phase the retention of non-polar compounds is decreased, and in consequence a reduction in time of analysis can be achieved. Moreover a stronger polar selectivity, particularly with the separation of ionizable analytes is frequently observed (as distinct from the C₁₈ phases). NUCLEODUR® C₈ ec and NUCLEODUR® C₈ Gravity are most suitable for the development of new methods but also for robust routine analysis.

C₁₈ or C₈ · the best of both worlds

Chromatographers now might wonder about the differences between C₈ and C₁₈ phases and the preferred range of application. Indeed there are no general guidelines which could make the choice easier but it will always be beneficial to add both phases to the existing pool of reversed phase columns in the laboratory.

However, comparative studies reveal some different selectivity patterns of NUCLEODUR® C₈ ec and NUCLEODUR® C₁₈ ec. The separation of phenols on the right shows baseline separation for 2-ethoxyphenol and dimethoxybenzene (veratrol) and in addition a reversal of the elution order of phenol and 4-methoxyphenol can be shown on the octyl phase.

Separation of phenols

Column: 250 x 4 mm NUCLEODUR® 100-5 C₈ ec / C₁₈ ec

Eluent: A) water, B) methanol

Gradient for C₈: 2 min 20% B, then to 60% B in 12 min

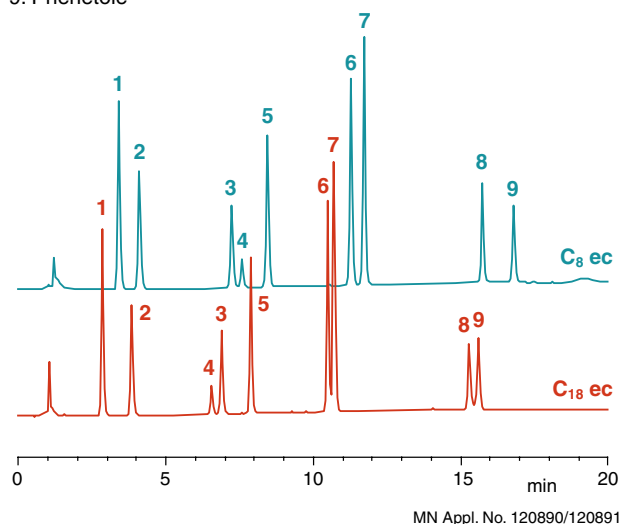
Gradient for C₁₈: 2 min 25% B, then to 65% B in 12 min

Flow rate: 1.0 ml/min, temperature 25 °C

Detection: UV, 275 nm, injection volume: 10 µl

Peaks:

1. Resorcinol
2. Pyrocatechol
3. 4-Methoxyphenol
4. Phenol
5. 2-Methoxyphenol
6. 2-Ethoxyphenol
7. Veratrol
8. Biphenyl-2-ol
9. Phenetole



MN Appl. No. 120890/120891

Some general principles are:

- ⬢ High density C₈ and C₁₈ phases allow tailing-free elution, also for very polar compounds
- ⬢ Octyl phases (C₈) show superior polar selectivity
- ⬢ Octadecyl phases (C₁₈) show superior hydrophobic selectivity
- ⬢ Hydrophobic compounds show shorter retention times on C₈ phases












Analytical columns with NUCLEODUR® phases

Columns for HPLC

Ordering information

eluent in column acetonitrile / water

Length →	50 mm	100 mm	125 mm	150 mm	250 mm	Guard columns
NUCLEODUR® 100-3 C₁₈ ec octadecyl phase, 17.5 % C, particle size 3 µm						
EC columns						
	2 mm ID	760050.20		760051.20		760052.20 761005.30
	3 mm ID	760050.30		760051.30		760052.30 761005.30
	4 mm ID	760050.40		760051.40		760052.40 761005.40
	4.6 mm ID	760050.46		760051.46	760053.46	760052.46 761005.40
ChromCart® cartridges						
	2 mm ID			761003.20		761004.20 761005.30
	3 mm ID			761003.30		761004.30 761005.30
	4 mm ID			761003.40		761004.40 761005.40
	4.6 mm ID			761003.46	761006.46	761004.46 761005.40
Microbore columns						
	1 mm ID		717710.10	717711.10	717712.10	717713.10
NUCLEODUR® 100-5 C₁₈ ec octadecyl phase, 17.5 % C, particle size 5 µm						
EC columns						
	2 mm ID	760004.20		760001.20		760002.20 761100.30
	3 mm ID	760004.30		760001.30		760002.30 761100.30
	4 mm ID	760004.40		760001.40		760002.40 761100.40
	4.6 mm ID	760004.46		760001.46	760008.46	760002.46 761100.40
ChromCart® cartridges						
	2 mm ID			761350.20		761400.20 761100.30
	3 mm ID			761350.30		761400.30 761100.30
	4 mm ID			761350.40		761400.40 761100.40
	4.6 mm ID			761350.46	761380.46	761400.46 761100.40
Microbore columns						
	1 mm ID		717701.10	717700.10	717702.10	717703.10
NUCLEODUR® 100-3 C₈ ec octyl phase, 10.5 % C, particle size 3 µm						
EC columns						
	2 mm ID	760063.20		760060.20		760062.20 761012.30
	3 mm ID	760063.30		760060.30		760062.30 761012.30
	4 mm ID	760063.40		760060.40		760062.40 761012.40
	4.6 mm ID	760063.46		760060.46	760061.46	760062.46 761012.40
ChromCart® cartridges						
	2 mm ID			761015.20		761017.20 761012.30
	3 mm ID			761015.30		761017.30 761012.30
	4 mm ID			761015.40		761017.40 761012.40
	4.6 mm ID			761015.46	761016.46	761017.46 761012.40
NUCLEODUR® 100-5 C₈ ec octyl phase, 10.5 % C, particle size 5 µm						
EC columns						
	2 mm ID	760700.20		760701.20		760703.20 761704.30
	3 mm ID	760700.30		760701.30		760703.30 761704.30
	4 mm ID	760700.40		760701.40		760703.40 761704.40
	4.6 mm ID	760700.46		760701.46	760702.46	760703.46 761704.40
ChromCart® cartridges						
	2 mm ID			761701.20		761703.20 761704.30
	3 mm ID			761701.30		761703.30 761704.30
	4 mm ID			761701.40		761703.40 761704.40
	4.6 mm ID			761701.46	761702.46	761703.46 761704.40

8 mm ChromCart® guard column cartridges in packs of 3, all other columns in packs of 1.

As guard columns for EC columns use ChromCart® guard column cartridges with guard column adaptor EC (Cat. No. 721359). ChromCart® columns require the CC connecting kit (Cat. No. 721690).






Unmodified NUCLEODUR®

for normal phase separations

- totally spherical high purity silica · USP L3
- pore size 110 Å, pore volume 0.9 ml/g, surface (BET) 340 m²/g, density 0.47 g/ml, pressure stability 800 bar
- available particle sizes 3 µm and 5 µm; larger particles (10, 12, 16, 20, 30 and 50 µm) for preparative applications are available as bulk materials (see page 157)

Ordering information

Length →	125 mm	150 mm	250 mm	Guard columns
NUCLEODUR® 100-3	particle size 3 µm; eluent in column <i>n</i> -heptane			
ChromCart® cartridges				
 4.6 mm ID		761030.46	761029.46	761007.40
NUCLEODUR® 100-5	particle size 5 µm; eluent in column <i>n</i> -heptane			
EC columns				
 4 mm ID			760007.40	761055.40
4.6 mm ID		760012.46	760007.46	761055.40
ChromCart® cartridges				
 4 mm ID	761053.40		761051.40	761055.40
4.6 mm ID		761050.46	761051.46	761055.40

8 mm ChromCart® guard column cartridges in packs of 3, all other columns in packs of 1.
As guard columns for EC columns use ChromCart® guard column cartridges with guard column adaptor EC (Cat. No. 721359).
ChromCart® columns require the CC connecting kit (Cat. No. 721690).

For preparative columns with unmodified NUCLEODUR® and NUCLEODUR® C₁₈ ec / C₈ ec see page 151.

Our HPLC QC policy

- highest production standard**
our facilities are EN ISO 9001:2000 certified
- strict quality specifications** for outstanding reliability
- perfect reproducibility** within each batch and from lot to lot
- Each column is individually tested and supplied with test chromatogram and test conditions

Test mixture for reversed phase columns

Designation	Pack of	Cat. No.
Test mixture for reversed phase columns in acetonitrile	1 ml	722394





Overview of NUCLEOSIL® HPLC phases

Columns for HPLC

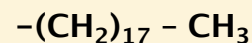
Phase	Specification	Stability	Structure	Separation principle	Page
NUCLEOSIL® RP phases					
C₁₈	octadecyl phase, medium density modification, endcapping 15 % C · USP L1	pH 2 – 8		hydrophobic interactions (van der Waals interactions) slight residual silanol interactions	110 - 112, 114
C₁₈ HD	octadecyl phase, high density monomeric modification, endcapping 20 % C · USP L1	pH 2 – 9		hydrophobic interactions (van der Waals interactions)	112
C₁₈ AB	octadecyl phase, special crosslinked modification, endcapping 25 % C · USP L1	pH 1 – 9		steric interactions and hydrophobic interactions	113
C₁₈ Nautilus	octadecyl phase, embedded polar group, endcapping 16 % C · USP L60	pH 2 – 8 up to 100 % H ₂ O		hydrophobic interactions and polar interactions	113
PROTECT I	special RP phase, protective polar group, monomeric modification, endcapping 11 % C	pH 2 – 8		hydrophobic interactions and polar interactions	115
C₈ ec	octyl phase, medium density modification, endcapping 9 % C · USP L7	pH 2 – 8		hydrophobic interactions (van der Waals interactions) slight residual silanol interactions	116
C₈	octyl phase, no endcapping 8.5 % C · USP L7	pH 2 – 8		hydrophobic interactions (van der Waals interactions) noticeable silanol interactions	116 - 117
C₈ HD	octyl phase, high density monomeric modification, endcapping 13 % C · USP L7	pH 2 – 8		hydrophobic interactions (van der Waals interactions)	118
C₄	butyl phase, medium density modification, endcapping ~ 2 % C · USP L26	pH 2 – 8		hydrophobic interactions (van der Waals interactions) residual silanol interactions	118 - 119



Phase	Specification	Stability	Structure	Separation principle	Page
C₂	dimethyl phase 3.5 % C · USP L16	pH 2 - 8		hydrophobic interactions (van der Waals interactions) noticeable silanol interactions	119
C₆H₅ ec	phenyl phase, medium density modification, endcapping 8 % C · USP L11	pH 2 - 8		π-π interactions and hydrophobic interactions slight residual silanol interactions	120
C₆H₅	phenyl phase, no endcapping 8 % C · USP L11	pH 2 - 8		π-π interactions and hydrophobic interactions noticeable silanol interactions	120
Polar NUCLEOSIL® phases and NUCLEOSIL® ion exchangers					
CN / CN-RP	cyano (nitrile) phase USP L10	pH 2 - 8		π-π interactions, polar interactions and hydrophobic interactions	120
NO₂	nitrophenyl	pH 2 - 8		π-π interactions, polar interactions and hydrophobic interactions	121
OH	diol USP L20	pH 2 - 8		polar interactions (hydrogen bonds)	123
NH₂ / NH₂-RP	amino USP L8	pH 2 - 8		polar interactions, hydrophobic interactions, weak ion exchange interactions	124
N(CH₃)₂	dimethylamino	pH 2 - 8		polar interactions, hydrophobic interactions, weak ion exchange interactions	125
SA	sulphonic acid, strongly acidic cation exchanger (SCX) USP L9	pH 2 - 8		strong ion exchange interactions	126
SB	quaternary ammonium groups, strongly basic anion exchanger (SAX) USP L14	pH 2 - 8		strong ion exchange interactions	127
Unmodified NUCLEOSIL®	spherical silica · USP L3	pH 2 - 8		polar interactions	122



NUCLEOSIL® octadecyl phases (C₁₈)



NUCLEOSIL® standard octadecyl phases

nonpolar phases · USP L1
pH stability at 20 °C: 2 – 8

NUCLEOSIL® C₁₈ HD

nonpolar hydrophobic high density phases, monomeric modification
pH stability 2 – 9 · USP L1
corresponding NUCLEODUR® phases see C₁₈ Gravity page 92 – 95

NUCLEOSIL® C₁₈ AB

crosslinked hydrophobic phase, polymeric modification, inert towards acidic and basic substances with high affinity for silica; pH stability 1 – 9 · USP L1
distinct steric selectivity
corresponding NUCLEODUR® phases see C₁₈ Isis page 96 – 97

NUCLEOSIL® C₁₈ Nautilus

stable in 100 % aqueous eluents · USP L60
interesting polar selectivity features
very good base deactivation

wide pore octadecyl phases






all octadecyl phases are endcapped

Custom-packed columns with different column dimensions are available on request.






For preparative columns with NUCLEOSIL® octadecyl phases see page 152.

Eluent in column is acetonitrile / water.

Ordering information

	Length →	100 mm	125 mm	150 mm	250 mm	Guard columns
NUCLEOSIL® 50-5 C₁₈ ec		particle size 5 µm, pore size 50 Å, 14.5 % C				
EC columns						
	4 mm ID				720098.40	721829.40
	4.6 mm ID				720098.46	721829.40
ChromCart® cartridges						
	2 mm ID		721826.20		721828.20	721829.30
	3 mm ID		721826.30		721828.30	721829.30
	4 mm ID		721826.40		721828.40	721829.40
	4.6 mm ID		721826.46	721827.46	721828.46	721829.40
NUCLEOSIL® 100-3 C₁₈		particle size 3 µm, pore size 100 Å, 15 % C				
EC columns						
	2 mm ID		720150.20		720133.20	721866.30
	3 mm ID		720150.30		720133.30	721866.30
	4 mm ID		720150.40		720133.40	721866.40
	4.6 mm ID		720150.46	720949.46	720133.46	721866.40
ChromCart® cartridges						
	2 mm ID		721883.20		721865.20	721866.30
	3 mm ID		721883.30		721865.30	721866.30
	4 mm ID		721883.40		721865.40	721866.40
	4.6 mm ID		721883.46	721806.46	721865.46	721866.40
Microbore columns						
	1 mm ID	717029.10	717020.10	717011.10	717003.10	



Length →	100 mm	125 mm	150 mm	250 mm	Guard columns
NUCLEOSIL® 100-5 C₁₈ particle size 5 µm, pore size 100 Å, 15 % C					
EC columns					
	2 mm ID	720002.20		720014.20	721602.30
	3 mm ID	720002.30		720014.30	721602.30
	4 mm ID	720002.40		720014.40	721602.40
	4.6 mm ID	720002.46	720120.46	720014.46	721602.40
ChromCart® cartridges					
	2 mm ID	721622.20		721662.20	721602.30
	3 mm ID	721622.30		721662.30	721602.30
	4 mm ID	721622.40		721662.40	721602.40
	4.6 mm ID	721622.46	721642.46	721662.46	721602.40
Microbore columns					
	1 mm ID	717028.10	717019.10	717010.10	717002.10
NUCLEOSIL® 100-7 C₁₈ particle size 7 µm, pore size 100 Å, 15 % C					
EC columns					
	4 mm ID			720018.40	
	4.6 mm ID			720018.46	
ChromCart® cartridges					
	3 mm ID	721878.30		721609.30	
	4 mm ID	721878.40		721609.40	
	4.6 mm ID			721609.46	
NUCLEOSIL® 100-10 C₁₈ particle size 10 µm, pore size 100 Å, 15 % C					
EC columns					
	4 mm ID			720023.40	
	4.6 mm ID			720023.46	
ChromCart® cartridges					
	3 mm ID	721681.30		721689.30	
	4 mm ID	721681.40		721689.40	
	4.6 mm ID			721689.46	
NUCLEOSIL® 120-3 C₁₈ particle size 3 µm, pore size 120 Å, 11 % C					
EC columns					
	2 mm ID	720040.20		720055.20	721606.30
	3 mm ID	720040.30		720055.30	721606.30
	4 mm ID	720040.40		720055.40	721606.40
	4.6 mm ID	720040.46	720740.46	720055.46	721606.40
ChromCart® cartridges					
	2 mm ID	721626.20		721666.20	721606.30
	3 mm ID	721626.30		721666.30	721606.30
	4 mm ID	721626.40		721666.40	721606.40
	4.6 mm ID	721626.46	721646.46	721666.46	721606.40
Microbore columns					
	1 mm ID	717031.10	717022.10	717013.10	717005.10

8 mm ChromCart® guard column cartridges in packs of 3, all other columns in packs of 1.











As guard columns for EC columns use ChromCart® guard column cartridges with guard column adaptor EC (Cat. No. 721359). ChromCart® columns require the CC connecting kit (Cat. No. 721690).

On request, Microbore columns are also available in lengths of 40, 60, 200 and 300 mm and with 0.05, 0.075, 0.1, 0.15, 0.3, 0.4, 0.5, 0.75 and 1.5 mm ID. Guard columns for Microbore columns on request.




Analytical columns with NUCLEOSIL® C₁₈ phases

Columns for HPLC

Length →	100 mm	125 mm	150 mm	250 mm	Guard columns
NUCLEOSIL® 120-5 C₁₈ particle size 5 µm, pore size 120 Å, 11 % C					
EC columns					
	2 mm ID	720051.20		720041.20	721783.30
	3 mm ID	720051.30		720041.30	721783.30
	4 mm ID	720051.40		720041.40	721783.40
	4.6 mm ID	720051.46	720730.46	720041.46	721783.40
ChromCart® cartridges					
	2 mm ID	721629.20		721712.20	721783.30
	3 mm ID	721629.30		721712.30	721783.30
	4 mm ID	721629.40		721712.40	721783.40
	4.6 mm ID	721629.46	721659.46	721712.46	721783.40
Microbore columns					
	1 mm ID	717030.10	717021.10	717012.10	717004.10
NUCLEOSIL® 120-7 C₁₈ particle size 7 µm, pore size 120 Å, 11 % C					
EC columns					
	4 mm ID			720042.40	
	4.6 mm ID			720042.46	
NUCLEOSIL® 120-10 C₁₈ particle size 10 µm, pore size 120 Å, 11 % C					
EC columns					
	4 mm ID			720043.40	
	4.6 mm ID			720043.46	
NUCLEOSIL® 100-3 C₁₈ HD particle size 3 µm, pore size 100 Å, 20 % C					
EC columns					
	2 mm ID	720191.20		720192.20	721494.30
	3 mm ID	720191.30		720192.30	721494.30
	4 mm ID	720191.40		720192.40	721494.40
	4.6 mm ID	720191.46	720193.46	720192.46	721494.40
ChromCart® cartridges					
	2 mm ID	721491.20		721492.20	721494.30
	3 mm ID	721491.30		721492.30	721494.30
	4 mm ID	721491.40		721492.40	721494.40
	4.6 mm ID	721491.46	721495.46	721492.46	721494.40
Microbore columns					
	1 mm ID	717037.10	717038.10	717039.10	717040.10
NUCLEOSIL® 100-5 C₁₈ HD particle size 5 µm, pore size 100 Å, 20 % C					
EC columns					
	2 mm ID	720296.20		720280.20	721853.30
	3 mm ID	720296.30		720280.30	721853.30
	4 mm ID	720296.40		720280.40	721853.40
	4.6 mm ID	720296.46	720294.46	720280.46	721853.40
ChromCart® cartridges					
	2 mm ID	721852.20		721850.20	721853.30
	3 mm ID	721852.30		721850.30	721853.30
	4 mm ID	721852.40		721850.40	721853.40
	4.6 mm ID	721852.46	721854.46	721850.46	721853.40



Length →	100 mm	125 mm	150 mm	250 mm	Guard columns
Microbore columns					
 1 mm ID	717033.10	717024.10	717015.10	717001.10	
NUCLEOSIL® 100-5 C₁₈ AB particle size 5 µm, pore size 100 Å, 25 % C					
EC columns					
 2 mm ID		720935.20		720936.20	721603.30
3 mm ID		720935.30		720936.30	721603.30
4 mm ID		720935.40		720936.40	721603.40
4.6 mm ID		720935.46	720305.46	720936.46	721603.40
ChromCart® cartridges					
 2 mm ID		721623.20		721663.20	721603.30
3 mm ID		721623.30		721663.30	721603.30
4 mm ID		721623.40		721663.40	721603.40
4.6 mm ID		721623.46	721643.46	721663.46	721603.40
Microbore columns					
 1 mm ID	717032.10	717023.10	717014.10	717006.10	
NUCLEOSIL® 100-3 C₁₈ Nautilus particle size 3 µm, pore size 100 Å, 16 % C					
EC columns					
 2 mm ID		720472.20		720470.20	721611.30
3 mm ID		720472.30		720470.30	721611.30
4 mm ID		720472.40		720470.40	721611.40
4.6 mm ID		720472.46	720471.46	720470.46	721611.40
ChromCart® cartridges					
 2 mm ID		721651.20		721652.20	721611.30
3 mm ID		721651.30		721652.30	721611.30
4 mm ID		721651.40		721652.40	721611.40
4.6 mm ID		721651.46	721703.46	721652.46	721611.40
Microbore columns					
 1 mm ID	717110.10	717111.10	717112.10	717113.10	
NUCLEOSIL® 100-5 C₁₈ Nautilus particle size 5 µm, pore size 100 Å, 16 % C					
EC columns					
 2 mm ID		720430.20		720431.20	721140.30
3 mm ID		720430.30		720431.30	721140.30
4 mm ID		720430.40		720431.40	721140.40
4.6 mm ID		720430.46	720432.46	720431.46	721140.40
ChromCart® cartridges					
 2 mm ID		721131.20		721130.20	721140.30
3 mm ID		721131.30		721130.30	721140.30
4 mm ID		721131.40		721130.40	721140.40
4.6 mm ID		721131.46	721132.46	721130.46	721140.40
Microbore columns					
 1 mm ID	717066.10	717065.10	717067.10	717068.10	

8 mm ChromCart® guard column cartridges in packs of 3, all other columns in packs of 1.

As guard columns for EC columns use ChromCart® guard column cartridges with guard column adaptor EC (Cat. No. 721359). ChromCart® columns require the CC connecting kit (Cat. No. 721690).

On request, Microbore columns are also available in lengths of 40, 60, 200 and 300 mm and with 0.05, 0.075, 0.1, 0.15, 0.3, 0.4, 0.5, 0.75 and 1.5 mm ID. Guard columns for Microbore columns on request.









Analytical columns with NUCLEOSIL® C₁₈ phases

Wide pore silica packings

Many biologically interesting molecules can not be separated using conventional narrow pore silicas with pore sizes of about 100 Å.


This is why MACHEREY-NAGEL offers a complete line of wide pore packings with pore sizes of 300, 500, 1000 and 4000 Å. These materials can also be used for size exclusion chromatography (SEC).

Columns for HPLC







Length →	100 mm	125 mm	150 mm	250 mm	Guard columns
NUCLEOSIL® 300-5 C₁₈ particle size 5 µm, pore size 300 Å, 6.5 % C					
EC columns					
	2 mm ID	720713.20			721608.30
	3 mm ID	720713.30			721608.30
	4 mm ID			720065.40	721608.40
	4.6 mm ID			720065.46	721608.40
ChromCart® cartridges					
	2 mm ID	721628.20		721668.20	721608.30
	3 mm ID	721628.30		721668.30	721608.30
	4 mm ID	721628.40		721668.40	721608.40
	4.6 mm ID	721628.46	721648.46	721668.46	721608.40
Microbore columns					
	1 mm ID	717045.10	717048.10	717056.10	717059.10
NUCLEOSIL® 500-7 C₁₈ particle size 7 µm, pore size 500 Å, 2 % C					
EC columns					
	4 mm ID			720074.40	
	4.6 mm ID			720074.46	
NUCLEOSIL® 1000-7 C₁₈ particle size 7 µm, pore size 1000 Å, ~ 1 % C					
EC columns					
	4 mm ID			720077.40	
	4.6 mm ID			720077.46	
NUCLEOSIL® 4000-7 C₁₈ particle size 7 µm, pore size 4000 Å, < 1 % C					
EC columns					
	4 mm ID			720085.40	
	4.6 mm ID			720085.46	



NUCLEOSIL® 100 Protect I special RP phase with protective polar group

 RP phase with pronounced hydrophilic properties, monomeric coating, endcapped
 Eluent in column is acetonitrile / water

Ordering information

Length →	100 mm	125 mm	150 mm	250 mm	Guard columns
NUCLEOSIL® 100-3 Protect I particle size 3 µm, pore size 100 Å, 11 % C					
EC columns					
	2 mm ID	720540.20		720542.20	721613.30
	3 mm ID	720540.30		720542.30	721613.30
	4 mm ID	720540.40		720542.40	721613.40
	4.6 mm ID	720540.46	720541.46	720542.46	721613.40
ChromCart® cartridges					
	2 mm ID	721672.20		721673.20	721613.30
	3 mm ID	721672.30		721673.30	721613.30
	4 mm ID	721672.40		721673.40	721613.40
	4.6 mm ID	721672.46	721705.46	721673.46	721613.40
Microbore columns					
	1 mm ID	717120.10	717121.10	717122.10	717123.10
NUCLEOSIL® 100-5 Protect I particle size 5 µm, pore size 100 Å, 11 % C					
EC columns					
	2 mm ID	720175.20		720170.20	721154.30
	3 mm ID	720175.30		720170.30	721154.30
	4 mm ID	720175.40		720170.40	721154.40
	4.6 mm ID	720175.46	720174.46	720170.46	721154.40
ChromCart® cartridges					
	2 mm ID	721151.20		721150.20	721154.30
	3 mm ID	721151.30		721150.30	721154.30
	4 mm ID	721151.40		721150.40	721154.40
	4.6 mm ID	721151.46	721153.46	721150.46	721154.40
Microbore columns					
	1 mm ID	717034.10	717025.10	717016.10	717007.10

8 mm ChromCart® guard column cartridges in packs of 3, all other columns in packs of 1.

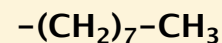
As guard columns for EC columns use ChromCart® guard column cartridges with guard column adaptor EC (Cat. No. 721359). ChromCart® columns require the CC connecting kit (Cat. No. 721690).

On request, Microbore columns are also available in lengths of 40, 60, 200 and 300 mm and with 0.05, 0.075, 0.1, 0.15, 0.3, 0.4, 0.5, 0.75 and 1.5 mm ID. Guard columns for Microbore columns on request.



Analytical columns with NUCLEOSIL® C₈ phases

NUCLEOSIL® octyl phases (C₈)



NUCLEOSIL® standard octyl phases

nonpolar phases for RP and ion-pairing chromatography
endcapped and non-endcapped modifications available

pH stability at 20 °C: 2 – 8

NUCLEOSIL® C₈ HD

nonpolar high density phases, monomeric modification, endcapped;
corresponding NUCLEODUR® phases see C₈ Gravity page 92 – 95

recommended for separation of moderately to highly polar (water-soluble) compounds
applications: steroids, nucleosides, cyclodextrins, pharmacological plant constituents

all phases: USP L7

Custom-packed columns with different column dimensions are available on request

For preparative columns with NUCLEOSIL® octyl phases see page 152.

Eluent in column is acetonitrile / water.








Columns for HPLC

Ordering information

Length →	100 mm	125 mm	150 mm	250 mm	Guard columns
NUCLEOSIL® 50-5 C₈ ec particle size 5 µm, pore size 50 Å; endcapped, 9 % C					
EC columns					
	4 mm ID			720092.40	721834.40
	4.6 mm ID			720092.46	721834.40
ChromCart® cartridges					
	2 mm ID	721831.20		721833.20	721834.30
	3 mm ID	721831.30		721833.30	721834.30
	4 mm ID	721831.40		721833.40	721834.40
	4.6 mm ID	721831.46	721832.46	721833.46	721834.40
NUCLEOSIL® 100-5 C₈ ec particle size 5 µm, pore size 100 Å; endcapped, 9 % C					
ChromCart® cartridges					
	2 mm ID	721795.20		721796.20	721805.30
	3 mm ID	721795.30		721796.30	721805.30
	4 mm ID	721795.40		721796.40	721805.40
	4.6 mm ID	721795.46	721797.46	721796.46	721805.40
Microbore columns					
	1 mm ID	717035.10	717026.10	717017.10	717008.10
NUCLEOSIL® 100-5 C₈ particle size 5 µm, pore size 100 Å; not endcapped, 8.5 % C					
EC columns					
	3 mm ID	720001.30		720013.30	721601.30
	4 mm ID	720001.40		720013.40	721601.40
	4.6 mm ID	720001.46	720990.46	720013.46	721601.40
ChromCart® cartridges					
	2 mm ID	721621.20		721661.20	721601.30
	3 mm ID	721621.30		721661.30	721601.30
	4 mm ID	721621.40		721661.40	721601.40
	4.6 mm ID	721621.46	721641.46	721661.46	721601.40
Microbore columns					
	1 mm ID	717036.10	717027.10	717018.10	717009.10

Analytical columns with NUCLEOSIL® C₈ phases



Length →	100 mm	125 mm	150 mm	250 mm	Guard columns
NUCLEOSIL® 100-7 C₈ particle size 7 µm, pore size 100 Å; not endcapped, 8.5 % C					
EC columns					
	4 mm ID			720017.40	
	4.6 mm ID			720017.46	
NUCLEOSIL® 100-10 C₈ particle size 10 µm, pore size 100 Å; not endcapped, 8.5 % C					
EC columns					
	4 mm ID			720022.40	
	4.6 mm ID			720022.46	
NUCLEOSIL® 120-3 C₈ particle size 3 µm, pore size 120 Å; not endcapped, 6.5 % C					
EC columns					
	2 mm ID	720071.20		720703.20	721785.30
	3 mm ID	720071.30		720703.30	721785.30
	4 mm ID	720071.40		720703.40	721785.40
	4.6 mm ID	720071.46	720214.46	720703.46	721785.40
ChromCart® cartridges					
	2 mm ID	721786.20		721782.20	721785.30
	3 mm ID	721786.30		721782.30	721785.30
	4 mm ID	721786.40		721782.40	721785.40
	4.6 mm ID	721786.46	721722.46	721782.46	721785.40
NUCLEOSIL® 120-5 C₈ particle size 5 µm, pore size 120 Å; not endcapped, 6.5 % C					
EC columns					
	2 mm ID	720050.20		720052.20	721787.30
	3 mm ID	720050.30		720052.30	721787.30
	4 mm ID	720050.40		720052.40	721787.40
	4.6 mm ID	720050.46	720735.46	720052.46	721787.40
ChromCart® cartridges					
	2 mm ID	721892.20		721801.20	721787.30
	3 mm ID	721892.30		721801.30	721787.30
	4 mm ID	721892.40		721801.40	721787.40
	4.6 mm ID	721892.46	721521.46	721801.46	721787.40
NUCLEOSIL® 300-5 C₈ particle size 5 µm, pore size 300 Å; not endcapped, ~ 3 % C					
EC columns					
	4 mm ID			720062.40	721101.40
	4.6 mm ID			720062.46	721101.40
ChromCart® cartridges					
	3 mm ID	721103.30		721098.30	721101.30
	4 mm ID	721103.40		721098.40	721101.40

8 mm ChromCart® guard column cartridges in packs of 3, all other columns in packs of 1.







As guard columns for EC columns use ChromCart® guard column cartridges with guard column adaptor EC (Cat. No. 721359). ChromCart® columns require the CC connecting kit (Cat. No. 721690).

On request, Microbore columns are also available in lengths of 40, 60, 200 and 300 mm and with 0.05, 0.075, 0.1, 0.15, 0.3, 0.4, 0.5, 0.75 and 1.5 mm ID. Guard columns for Microbore columns on request.



Analytical columns with NUCLEOSIL® C₈ phases

Columns for HPLC

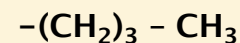
Length →	100 mm	125 mm	150 mm	250 mm	Guard columns
NUCLEOSIL® 100-3 C₈ HD particle size 3 µm, pore size 100 Å, 13 % C					
EC columns					
	2 mm ID	720526.20		720528.20	721612.30
	3 mm ID	720526.30		720528.30	721612.30
	4 mm ID	720526.40		720528.40	721612.40
	4.6 mm ID	720526.46	720527.46	720528.46	721612.40
ChromCart® cartridges					
	2 mm ID	721658.20		721669.20	721612.30
	3 mm ID	721658.30		721669.30	721612.30
	4 mm ID	721658.40		721669.40	721612.40
	4.6 mm ID	721658.46	721704.46	721669.46	721612.40
Microbore columns					
	1 mm ID	717115.10	717116.10	717117.10	717118.10
NUCLEOSIL® 100-5 C₈ HD particle size 5 µm, pore size 100 Å, 13 % C					
EC columns					
	2 mm ID	720195.20		720196.20	721500.30
	3 mm ID	720195.30		720196.30	721500.30
	4 mm ID	720195.40		720196.40	721500.40
	4.6 mm ID	720195.46	720194.46	720196.46	721500.40
ChromCart® cartridges					
	2 mm ID	721497.20		721498.20	721500.30
	3 mm ID	721497.30		721498.30	721500.30
	4 mm ID	721497.40		721498.40	721500.40
	4.6 mm ID	721497.46	721501.46	721498.46	721500.40
Microbore columns					
	1 mm ID	717043.10	717046.10	717049.10	717057.10

8 mm ChromCart® guard column cartridges in packs of 3, all other columns in packs of 1.

As guard columns for EC columns use ChromCart® guard column cartridges with guard column adaptor EC (Cat. No. 721359). ChromCart® columns require the CC connecting kit (Cat. No. 721690).

On request, Microbore columns are also available in lengths of 40, 60, 200 and 300 mm and with 0.05, 0.075, 0.1, 0.15, 0.3, 0.4, 0.5, 0.75 and 1.5 mm ID. Guard columns for Microbore columns on request.

NUCLEOSIL® butyl phases (C₄)



- 🔴 endcapped phases for RP and ion-pairing chromatography · USP L26
- 🔴 pH stability at 20 °C: 2 - 8; carbon content ~ 2 %
- 🔴 recommended for separation of macromolecules and hydrophobic substances
- 🔴 retention times are shorter than on C₈ and C₁₈ phases







Custom-packed columns with different column dimensions are available on request

For butyl phases for biochemical separations please refer to page 143.

Eluent in column is acetonitrile / water.



Ordering information

Length →	100 mm	125 mm	150 mm	250 mm	Guard columns
NUCLEOSIL® 120-5 C₄ particle size 5 µm, pore size 120 Å					
EC columns					
	4 mm ID			720096.40	721889.40
	4.6 mm ID			720096.46	721889.40
ChromCart® cartridges					
	3 mm ID	721891.30		721890.30	721889.30
	4 mm ID	721891.40		721890.40	721889.40
NUCLEOSIL® 300-5 C₄ particle size 5 µm, pore size 300 Å					
EC columns					
	4 mm ID			720059.40	721607.40
	4.6 mm ID			720059.46	721607.40
ChromCart® cartridges					
	2 mm ID	721627.20		721667.20	721607.30
	3 mm ID	721627.30		721667.30	721607.30
	4 mm ID	721627.40		721667.40	721607.40
	4.6 mm ID	721627.46	721647.46	721667.46	721607.40
Microbore columns					
	1 mm ID	717044.10	717047.10	717055.10	717058.10
NUCLEOSIL® 300-7 C₄ particle size 7 µm, pore size 300 Å					
EC columns					
	4 mm ID			720060.40	
	4.6 mm ID			720060.46	

NUCLEOSIL® dimethyl phase (C₂)



-(CH₃)₂

- non-encapped phase for RP and ion-pairing chromatography
- pH stability at 20 °C: 2 - 8; carbon content 3.5 % · USP L16
- retention times are much shorter than for the other RP phases

Custom-packed columns with different column dimensions are available on request

Eluent in column is acetonitrile / water.

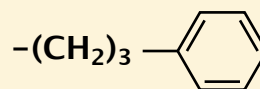
Ordering information

Length →	125 mm	250 mm	Guard columns
NUCLEOSIL® 100-7 C₂ particle size 7 µm, pore size 100 Å			
EC columns			
	4 mm ID	720089.40	721069.40
	4.6 mm ID	720089.46	721069.40
ChromCart® cartridges			
	4 mm ID	721873.40	721069.40



Analytical columns with NUCLEOSIL® RP phases

NUCLEOSIL® phenyl phases (C₆H₅)







- relatively nonpolar phases for RP and ion pairing chromatography; endcapped and non-endcapped modifications available; carbon content 8% C · USP L11
- polarity similar to C₈, but with different selectivity for polycyclic aromatic hydrocarbons, polar aromatics, fatty acids etc.
- pH stability at 20 °C: 2 – 8
- recommended for separation of moderately polar compounds

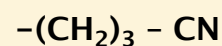
Custom-packed columns with different column dimensions are available on request.

Eluent in column is acetonitrile / water.

Ordering information

Length →	125 mm	150 mm	250 mm	Guard columns
NUCLEOSIL® 100–5 C₆H₅ ec particle size 5 μm, pore size 100 Å, endcapped				
ChromCart® cartridges				
 3 mm ID	721535.30		721533.30	721537.30
4 mm ID	721535.40		721533.40	721537.40
NUCLEOSIL® 100–5 C₆H₅ particle size 5 μm, pore size 100 Å, not endcapped				
EC columns				
 2 mm ID	720695.20			721862.30
3 mm ID	720695.30		720956.30	721862.30
4 mm ID			720956.40	721862.40
4.6 mm ID			720956.46	721862.40
ChromCart® cartridges				
 3 mm ID	721860.30		721861.30	721862.30
4 mm ID	721860.40		721861.40	721862.40
4.6 mm ID	721860.46	721887.46	721861.46	721862.40
NUCLEOSIL® 100–7 C₆H₅ particle size 7 μm, pore size 100 Å, not endcapped				
EC columns				
 4 mm ID			720019.40	
4.6 mm ID			720019.46	

NUCLEOSIL® cyano phases







- polar to mid-polar cyano (nitrile) modified silica for reversed phase and normal phase chromatography:
 - normal phase:** with low-polarity solvents for many compounds, which can also be separated on unmodified silica, however, due to the rapid equilibration much more suitable for gradient separations
 - reversed phase:** with different selectivity than C₁₈, C₈ or phenyl modified packings
- pH stability at 20 °C: 2 – 8 · USP L10

Custom-packed columns with different column dimensions are available on request.

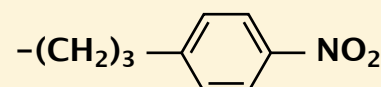
Please note! Eluent in column (except with NUCLEOSIL® 100–5 CN–RP) is *n*-heptane. When using an eluent which is not miscible with *n*-heptane (e.g. water), it is necessary to rinse the column with THF first.



Ordering information

Length →	125 mm	150 mm	250 mm	Guard columns
NUCLEOSIL® 100-5 CN particle size 5 µm, pore size 100 Å; eluent in column <i>n</i> -heptane				
EC columns				
 4 mm ID			720090.40	721604.40
4.6 mm ID			720090.46	721604.40
ChromCart® cartridges				
2 mm ID	721624.20		721664.20	721604.30
3 mm ID	721624.30		721664.30	721604.30
4 mm ID	721624.40		721664.40	721604.40
4.6 mm ID	721624.46	721644.46	721664.46	721604.40
NUCLEOSIL® 100-5 CN-RP particle size 5 µm, pore size 100 Å; eluent in column CH ₃ CN / H ₂ O				
EC columns				
 4 mm ID			720205.40	721917.40
4.6 mm ID			720205.46	721917.40
NUCLEOSIL® 100-10 CN particle size 10 µm, pore size 100 Å; eluent in column <i>n</i> -heptane				
EC columns				
 4 mm ID			720024.40	
4.6 mm ID			720024.46	
NUCLEOSIL® 120-7 CN particle size 7 µm, pore size 120 Å; eluent in column <i>n</i> -heptane				
EC columns				
 4 mm ID			720057.40	
4.6 mm ID			720057.46	

NUCLEOSIL® nitro phase





- nitrophenyl modified polar silica phase
- pH stability at 20 °C: 2 – 8
- recommended for separation of compounds with double bonds or for aromatic compounds

Custom-packed columns with different column dimensions are available on request.

Please note! Eluent in column is *n*-heptane. When using an eluent which is not miscible with *n*-heptane (e.g. water), it is necessary to rinse the column with THF first.

Ordering information

Length →	125 mm	150 mm	250 mm	Guard columns
NUCLEOSIL® 100-5 NO₂ particle size 5 µm, pore size 100 Å				
EC columns				
 4 mm ID			720993.40	721863.40
4.6 mm ID			720993.46	721863.40
ChromCart® cartridges				
 3 mm ID	721864.30		721707.30	721863.30
4 mm ID	721864.40		721707.40	721863.40

8 mm ChromCart® guard column cartridges in packs of 3, all other columns in packs of 1.

As guard columns for EC columns use ChromCart® guard column cartridges with guard column adaptor EC (Cat. No. 721359). ChromCart® columns require the CC connecting kit (Cat. No. 721690).



Unmodified NUCLEOSIL® silica

SiOH

• spherical silica, pH stability 2 – 8 · USP L3

Physical properties of unmodified NUCLEOSIL® materials







Phase	Pore size	Pore volume	Surface (BET)	Density	Pressure stability
NUCLEOSIL® 50	50 Å	0.8 ml/g	420 m ² /g	0.45 g/ml	600 bar
NUCLEOSIL® 100	100 Å	1 ml/g	350 m ² /g	0.36 g/ml	600 bar
NUCLEOSIL® 120	120 Å	0.65 ml/g	200 m ² /g	0.55 g/ml	800 bar
NUCLEOSIL® 300	300 Å	0.8 ml/g	100 m ² /g	0.45 g/ml	400 bar
NUCLEOSIL® 500	500 Å	0.8 ml/g	35 m ² /g	0.45 g/ml	400 bar
NUCLEOSIL® 1000	1000 Å	0.8 ml/g	25 m ² /g	0.45 g/ml	300 bar
NUCLEOSIL® 4000	4000 Å	0.7 ml/g	10 m ² /g	0.48 g/ml	300 bar

Custom-packed columns with different column dimensions are available on request.


For preparative columns with unmodified NUCLEOSIL® see page 152.

Please note! Eluent in column is *n*-heptane. When using an eluent which is not miscible with *n*-heptane (e.g. water), it is necessary to rinse the columns with THF first.

Ordering information

Length →	125 mm	150 mm	250 mm	Guard columns
NUCLEOSIL® 50-5 particle size 5 µm, pore size 50 Å				
EC columns				
 4 mm ID			720093.40	721600.40
4.6 mm ID			720093.46	721600.40
ChromCart® cartridges				
 2 mm ID	721620.20		721660.20	721600.30
3 mm ID	721620.30		721660.30	721600.30
4 mm ID	721620.40		721660.40	721600.40
4.6 mm ID	721620.46	721640.46	721660.46	721600.40
NUCLEOSIL® 50-7 particle size 7 µm, pore size 50 Å				
EC columns				
 4 mm ID			720015.40	
4.6 mm ID			720015.46	
NUCLEOSIL® 100-5 particle size 5 µm, pore size 100 Å				
EC columns				
 3 mm ID			720099.30	721872.30
4 mm ID			720099.40	721872.40
4.6 mm ID			720099.46	721872.40
ChromCart® cartridges				
 2 mm ID	721871.20		721870.20	721872.30
3 mm ID	721871.30		721870.30	721872.30
4 mm ID	721871.40		721870.40	721872.40
4.6 mm ID	721871.46	721516.46	721870.46	721872.40
NUCLEOSIL® 100-7 particle size 7 µm, pore size 100 Å				
EC columns				
 4 mm ID			720016.40	
4.6 mm ID			720016.46	



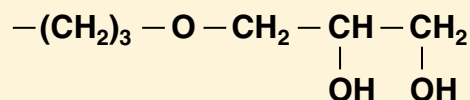
Length →	125 mm	150 mm	250 mm	Guard columns
NUCLEOSIL® 100-10	particle size 10 µm, pore size 100 Å			
EC columns				
 4 mm ID			720021.40	
4.6 mm ID			720021.46	

NUCLEOSIL® diol phases




- dihydroxypropyl modified silica for RP and NP chromatography
- less polar than unmodified silica, very easily wettable with water
- pH stability at 20 °C: 2 – 8 · USP L20

Custom-packed columns with different column dimensions are available on request.

Please note! Eluent in column is *n*-heptane. When using an eluent which is not miscible with *n*-heptane (e.g. water), it is necessary to rinse the column with THF first.



Ordering information

Length →	125 mm	150 mm	250 mm	Guard columns
NUCLEOSIL® 100-5 OH (Diol)	particle size 5 µm, pore size 100 Å			
EC columns				
 4 mm ID			720143.40	721478.40
4.6 mm ID			720143.46	721478.40
ChromCart® cartridges				
 3 mm ID	721480.30		721471.30	721478.30
4 mm ID	721480.40		721471.40	721478.40
NUCLEOSIL® 100-7 OH (Diol)	particle size 10 µm, pore size 100 Å			
EC columns				
 4 mm ID			720070.40	
4.6 mm ID			720070.46	

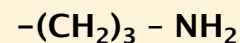
8 mm ChromCart® guard column cartridges in packs of 3, all other columns in packs of 1.

As guard columns for EC columns use ChromCart® guard column cartridges with guard column adaptor EC (Cat. No. 721359). ChromCart® columns require the CC connecting kit (Cat. No. 721690).



Analytical columns with NUCLEOSIL® NH₂

NUCLEOSIL® amino phases



- aminopropyl modified polar silica phase
USP L8

normal phase chromatography with hexane, dichloromethane or 2-propanol as mobile phase for polar compounds such as substituted anilines, esters, chlorinated pesticides




reversed phase chromatography of polar compounds like carbohydrates in aqueous-organic eluent systems

anion exchange chromatography of anions and organic acids using common buffers (e.g. acetate or phosphate) in conjunction with organic modifiers (e.g. acetonitrile)

Custom-packed columns with different column dimensions are available on request.

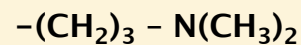
Please note! Eluent in column is *n*-heptane (except for NH₂ RP: acetonitrile/water). When using an eluent which is not miscible with *n*-heptane (e.g. water), it is necessary to rinse the column with THF first.

Ordering information

Length →	125 mm	150 mm	250 mm	Guard columns
NUCLEOSIL® 100-3 NH₂ particle size 3 μm, pore size 100 Å; eluent in column <i>n</i> -heptane				
EC columns				
 4 mm ID			720275.40	721122.40
4.6 mm ID			720275.46	721122.40
ChromCart® cartridges				
 3 mm ID	721121.30		721120.30	721122.30
4 mm ID	721121.40		721120.40	721122.40
4.6 mm ID	721121.46		721120.46	721122.40
NUCLEOSIL® 100-5 NH₂ particle size 5 μm, pore size 100 Å; eluent in column <i>n</i> -heptane				
EC columns				
 4 mm ID			720095.40	721605.40
4.6 mm ID			720095.46	721605.40
ChromCart® cartridges				
 2 mm ID	721625.20		721665.20	721605.30
3 mm ID	721625.30		721665.30	721605.30
4 mm ID	721625.40		721665.40	721605.40
4.6 mm ID	721625.46	721645.46	721665.46	721605.40
NUCLEOSIL® 100-5 NH₂ RP particle size 5 μm, pore size 100 Å; eluent in column acetonitrile / water (80:20)				
EC columns				
 3 mm ID	720121.30RP		720095.30RP	721605.30RP
ChromCart® cartridges				
 3 mm ID	721625.30RP		721665.30RP	721605.30RP
4 mm ID			721665.40RP	721605.40RP
4.6 mm ID		721645.46RP		721605.40RP
NUCLEOSIL® 120-7 NH₂ particle size 7 μm, pore size 120 Å; eluent in column <i>n</i> -heptane				
EC columns				
 4 mm ID			720058.40	
4.6 mm ID			720058.46	



NUCLEOSIL® dimethylamino phase




- ◈ weakly basic anion exchanger for the separation of many anions
- ◈ can also be used in a similar way as the NH₂ phase

Custom-packed columns with different column dimensions are available on request.

Please note! Eluent in column is *n*-heptane. When using an eluent which is not miscible with *n*-heptane (e.g. water), it is necessary to rinse the column with THF first.

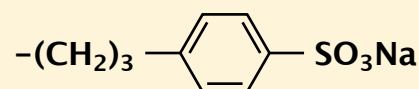
Ordering information

Length →	250 mm	Guard columns
NUCLEOSIL® 100-5 N(CH₃)₂	particle size 5 μm, pore size 100 Å	
EC columns		
 4 mm ID	720994.40	721610.40
4.6 mm ID	720994.46	721610.40



Analytical columns with NUCLEOSIL® SA / SB

NUCLEOSIL® SA phases







- strongly acidic cation exchangers (SCX) with benzenesulphonic acid modification
- capacity ~ 1 meq/g
- pH stability at 20 °C: 2 – 8
- USP L9

Custom-packed columns with different column dimensions are available on request.

Eluent in column is 0.15 M (NH₄)₂HPO₄, pH 5.

Ordering information

Length →	125 mm	150 mm	250 mm	Guard columns
NUCLEOSIL® 100-5 SA particle size 5 µm, pore size 100 Å				
EC columns				
 4 mm ID			720097.40	721487.40
4.6 mm ID			720097.46	721487.40
ChromCart® cartridges				
 3 mm ID	721486.30		721342.30	721487.30
4 mm ID	721486.40		721342.40	721487.40
4.6 mm ID	721486.46	721525.46	721342.46	721487.40
NUCLEOSIL® 100-10 SA particle size 10 µm, pore size 100 Å				
EC columns				
 4 mm ID			720028.40	721706.40
4.6 mm ID			720028.46	721706.40
ChromCart® cartridges				
 3 mm ID	721881.30		721683.30	721706.30
4 mm ID	721881.40		721683.40	721706.40

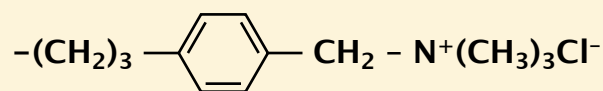
8 mm ChromCart® guard column cartridges in packs of 3, all other columns in packs of 1.

As guard columns for EC columns use ChromCart® guard column cartridges with guard column adaptor EC (Cat. No. 721359).

ChromCart® columns require the CC connecting kit (Cat. No. 721690).



NUCLEOSIL® SB phases







- 🔸 strongly basic anion exchangers (SAX) with quaternary ammonium modification
- 🔸 capacity ~ 1 meq/g
- 🔸 pH stability at 20 °C: 2 - 8
- 🔸 USP L14

Custom-packed columns with different column dimensions are available on request.

Eluent in column is 0.15 M (NH₄)₂HPO₄, pH 5

Ordering information


Length →	125 mm	150 mm	250 mm	Guard columns
NUCLEOSIL® 100-5 SB		particle size 5 µm, pore size 100 Å		
EC columns				
 4 mm ID			720996.40	721885.40
4.6 mm ID			720996.46	721885.40
ChromCart® cartridges				
 3 mm ID	721688.30		721884.30	721885.30
4 mm ID	721688.40		721884.40	721885.40
4.6 mm ID	721688.46	721523.46	721884.46	721885.40
NUCLEOSIL® 100-10 SB		particle size 10 µm, pore size 100 Å		
EC columns				
 4 mm ID			720029.40	721886.40
4.6 mm ID			720029.46	721886.40
ChromCart® cartridges				
 3 mm ID	721882.30		721879.30	721886.30
4 mm ID	721882.40		721879.40	721886.40



Analytical columns with other RP phases

LiChrospher® - Superspher® packings manufactured by E. Merck (D)

Phase	USP	Particle size	Pore size	Modification	Endcapped	Carbon content
LiChrospher® 100 RP 8, 5 µm	L7	nom. 5 µm	100 Å	octyl	—	12.5 %
LiChrospher® 100 RP 8 ec, 5 µm	L7	nom. 5 µm	100 Å	octyl	✓	12.5 %
LiChrospher® 100 RP 18, 5 µm	L1	nom. 5 µm	100 Å	octadecyl	—	21 %
LiChrospher® 100 RP 18 ec, 5 µm	L1	nom. 5 µm	100 Å	octadecyl	✓	21 %
LiChrospher® 60 RP select B, 5 µm	L7	nom. 5 µm	60 Å	octyl	✓	12 %
Superspher® 100 RP 18	L1	4 µm	100 Å	octadecyl	—	21 %
Superspher® 100 RP 18 ec	L1	4 µm	100 Å	octadecyl	✓	21.6 %

🔴 all phases as packed ChromCart® cartridges ; eluent in column acetonitrile / water

Ordering information


Length →	125 mm	150 mm	250 mm	Guard columns
LiChrospher® 100 RP 8, 5 µm				
2 mm ID	728025.20		728026.20	728051.30
3 mm ID	728025.30		728026.30	728051.30
4 mm ID	728025.40		728026.40	728051.40
4.6 mm ID	728025.46	728027.46	728026.46	728051.40
LiChrospher® 100 RP 8 ec, 5 µm				
2 mm ID	728028.20		728029.20	728052.30
3 mm ID	728028.30		728029.30	728052.30
4 mm ID	728028.40		728029.40	728052.40
4.6 mm ID	728028.46	728030.46	728029.46	728052.40
LiChrospher® 100 RP 18, 5 µm				
2 mm ID	728031.20		728032.20	728053.30
3 mm ID	728031.30		728032.30	728053.30
4 mm ID	728031.40		728032.40	728053.40
4.6 mm ID	728031.46	728033.46	728032.46	728053.40
LiChrospher® 100 RP 18 ec, 5 µm				
2 mm ID	728034.20		728035.20	728054.30
3 mm ID	728034.30		728035.30	728054.30
4 mm ID	728034.40		728035.40	728054.40
4.6 mm ID	728034.46	728036.46	728035.46	728054.40
LiChrospher® 60 RP select B, 5 µm				
2 mm ID	728037.20		728038.20	728055.30
3 mm ID	728037.30		728038.30	728055.30
4 mm ID	728037.40		728038.40	728055.40
4.6 mm ID	728037.46	728039.46	728038.46	728055.40
Superspher® 100 RP 18				
2 mm ID	728543.20		728545.20	728546.30
3 mm ID	728543.30		728545.30	728546.30
4 mm ID	728543.40		728545.40	728546.40
4.6 mm ID	728543.46	728544.46	728545.46	728546.40
Superspher® 100 RP 18 ec				
2 mm ID	728540.20		728553.20	728550.30
3 mm ID	728540.30		728553.30	728550.30
4 mm ID	728540.40		728553.40	728550.40
4.6 mm ID	728540.46	728552.46	728553.46	728550.40

Columns for HPLC



Kromasil® packings manufactured by Eka Chemicals (S)

Phase	USP	Particle size	Pore size	Modification	Endcapped	Carbon content
Kromasil® C ₈ , 3.5 µm	L7	3.5 µm	100 Å	octyl	✓	12 %
Kromasil® C ₈ , 5 µm	L7	5 µm	100 Å	octyl	✓	12 %
Kromasil® C ₁₈ , 3.5 µm	L1	3.5 µm	100 Å	octadecyl	✓	19 %
Kromasil® C ₁₈ , 5 µm	L1	5 µm	100 Å	octadecyl	✓	19 %

all phases as packed ChromCart® cartridges ; eluent in column acetonitrile / water

Ordering information

Length →	125 mm	150 mm	250 mm	Guard columns
Kromasil® C₈, 3.5 µm				
2 mm ID	728403.20		728405.20	728401.30
3 mm ID	728403.30		728405.30	728401.30
4 mm ID	728403.40		728405.40	728401.40
4.6 mm ID	728403.46	728404.46	728405.46	728401.40
Kromasil® C₈, 5 µm				
2 mm ID	728043.20		728044.20	728057.30
3 mm ID	728043.30		728044.30	728057.30
4 mm ID	728043.40		728044.40	728057.40
4.6 mm ID	728043.46	728045.46	728044.46	728057.40
Kromasil® C₁₈, 3.5 µm				
2 mm ID	728412.20		728414.20	728410.30
3 mm ID	728412.30		728414.30	728410.30
4 mm ID	728412.40		728414.40	728410.40
4.6 mm ID	728412.46	728413.46	728414.46	728410.40
Kromasil® C₁₈, 5 µm				
2 mm ID	728040.20		728041.20	728056.30
3 mm ID	728040.30		728041.30	728056.30
4 mm ID	728040.40		728041.40	728056.40
4.6 mm ID	728040.46	728042.46	728041.46	728056.40

8 mm ChromCart® guard column cartridges in packs of 3, all other columns in packs of 1.
ChromCart® columns require the CC connecting kit (Cat. No. 721690).



Columns for special HPLC separations

Summary

Separation / mechanism	recommended column	specification of the phase	Page
Environmental analysis			
RP chromatography of PAHs	NUCLEOSIL® 100-5 C ₁₈ PAH	NUCLEOSIL® 100 polymer-coated with C ₁₈ groups · USP L1	131
anion exchange chromatography of inorganic anions	NUCLEOSIL® Anion II	strongly basic silica-based anion exchanger	132
	NUCLEOGEL® Anion I	strongly basic polymer-based anion exchanger	
Enantiomer separation			
based on formation of inclusion complexes	NUCLEODEX α-PM, β-PM, γ-PM and β-OH	silica-based permethylated and underivatized cyclodextrin phases	133
based on polar and π-π interactions	NUCLEOCEL ALPHA	silica-based modified amylose / cellulose phases · USP L51 / USP L40	134
	NUCLEOCEL DELTA		135
based on ligand exchange	NUCLEOSIL® CHIRAL-1	covalently bonded amino acid - Cu(II) complexes · USP L32	136
based on charge-transfer-, dipole-dipole interactions and others	NUCLEOSIL® CHIRAL-2, NUCLEOSIL® CHIRAL-3	silica-based brush type phases	137
based on enantioselective binding to chiral protein surface structures	RESOLVOSIL BSA-7	silica-based protein phase (BSA)	138
Biological macromolecules			
anion exchange chromatography of proteins and peptides	NUCLEOSIL® 4000-7 PEI	silica-based polymeric polyethyleneimine network	139
anion exchange chromatography of oligonucleotides and nucleic acids	NUCLEOGEN® DEAE	silica-based DEAE anion exchanger	140
anion exchange chromatography of peptides, large proteins and oligonucleotides	NUCLEOGEL® SAX	polymer-based strongly basic anion exchanger · USP L23	142
cation exchange chromatography of proteins, peptides and carbohydrates	NUCLEOGEL® SCX	polymer-based strong cation exchanger	142
reversed phase chromatography of proteins, peptides and oligonucleotides	NUCLEOSIL® MPN	monomerically bonded alkyl chains on silica · USP L1 / USP L26	143
	NUCLEOSIL® PPN	polymerically bonded alkyl chains on silica · USP L1	144
	NUCLEOGEL® RP 300, 1000, 4000	polystyrene - divinylbenzene polymer	145
reversed phase chromatography of small molecules	NUCLEOGEL® RP 100	small pore macroporous PS-DVB polymer	145
Food analysis · Sugars			
RP chromatography of mono- and oligosaccharides	NUCLEOSIL® Carbohydrate	silica-based special amino phase	146
separation of sugars, alcohols, org. acids based on ion exclusion, ion exchange, size exclusion, ligand exchange, NP and RP effects	NUCLEOGEL® SUGAR 810 H, Ca	PS-DVB resins with sulphonic acid modification in different ionic forms: H form USP L17 / Ca form L19 / Pb form L34 / Na form L58	147
separation of sugars, alcohols, org. acids based on steric exclusion, ligand exchange and partition effects	NUCLEOGEL® SUGAR Ca, Na, Pb		148
	NUCLEOGEL® ION 300 OA		148
Gel permeation chromatography (GPC)			
water-insoluble compounds	NUCLEOGEL® GPC	polystyrene - divinylbenzene polymer	149



NUCLEOSIL® 100-5 C₁₈ PAH special octadecyl phase for PAH analyses

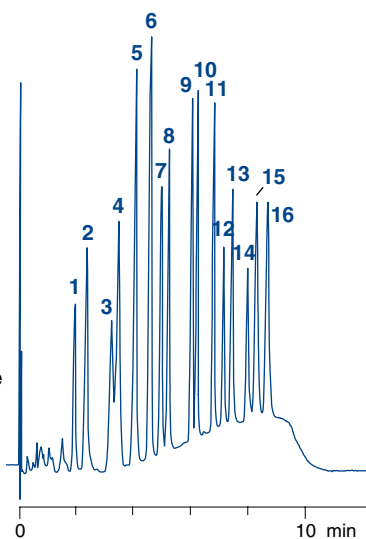
- base material NUCLEOSIL® silica, particle size 5 µm, pore size 100 Å; polymeric coating · USP L1
- eluent in column acetonitrile / water 70:30
- allows efficient gradient separation of the 16 PAH according to EPA
- detection of the separated PAH by UV (250 to 280 nm), with diode array or with fluorescence detection at different wavelengths for excitation and emission (acenaphthylene cannot be analysed with fluorescence detection)

Rapid separation of 16 PAH according to EPA

Column: 50 x 4 mm NUCLEOSIL® 100-5 C₁₈ PAH
 Eluent A: water
 Eluent B: acetonitrile
 Gradient: from 55 to 100 % B in 2.5 min; then 3.5 min at 100 % B; finally in 0.1 min from 100 to 55 % B
 Flow rate: 1 ml/min
 Pressure: 25 – 30 bar
 Temperature: 25 °C
 Detection: UV, 260 nm
 Sample volume: 10 µl

Peaks:

- Naphthalene
- Acenaphthylene
- Acenaphthene
- Fluorene
- Phenantrene
- Anthracene
- Fluoranthene
- Pyrene
- Benz[a]anthracene
- Chrysene
- Benzo[b]fluoranthene
- Benzo[k]fluoranthene
- Benzo[a]pyrene
- Dibenz[ah]anthracene
- Benzo[ghi]perylene
- Indeno[1,2,3-cd]pyrene



MN Appl. No. 115030

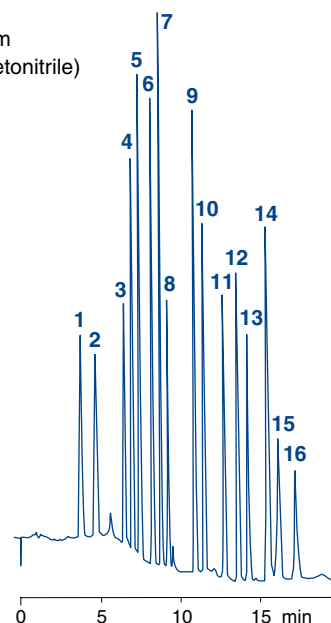
Separation of the PAH standard according to EPA

(Cat. No. 722393)

Column: 150 x 4 mm NUCLEOSIL® 100-5 C₁₈ PAH
 Eluent A: methanol – water (80:20)
 Eluent B: acetonitrile – tetrahydrofuran (93:7)
 Gradient: 0 – 100 % B in 10 min, then 5 min at 100 % B
 Flow rate: 1 ml/min
 Pressure: 140 bar
 Temperature: 20 °C
 Detection: UV, 260 nm

Peaks: (10 µg/ml each in acetonitrile)

- Naphthalene
- Acenaphthylene
- Acenaphthene
- Fluorene
- Phenantrene
- Anthracene
- Fluoranthene
- Pyrene
- Benzo[a]anthracene
- Chrysene
- Benzo[b]fluoranthene
- Benzo[k]fluoranthene
- Benzo[a]pyrene
- Dibenz[ah]anthracene
- Benzo[ghi]perylene
- Indeno[1,2,3-cd]pyrene



MN Appl. No. 115040

Columns for HPLC

Ordering information

Length →	50 mm	150 mm	250 mm	Guard columns
NUCLEOSIL® 100-5 C₁₈ PAH				
EC columns				
	2 mm ID		720117.20	721599.30
	3 mm ID	720923.30	720117.30	721599.30
	4 mm ID	720756.40	720923.40	720117.40
	4.6 mm ID		720117.46	721599.40
PAH standard according to EPA for HPLC				
PAH standard for HPLC	16 PAH according to EPA method 610 in acetonitrile (1 ml) for composition see chromatogram above			722393



HPLC columns for environmental analyses

Columns for HPLC

Anion columns

for analysis of inorganic anions

NUCLEOSIL® Anion II

- base material NUCLEOSIL® silica, particle size 10 µm, pore size 300 Å
strongly basic anion exchanger, exchange capacity 50 µeq/g
pH stability 2 – 7.5
- eluent in column 2 mM potassium hydrogen phthalate buffer pH 5.6
recommended buffer concentration for separation of inorganic anions: 2 mmol/l phthalate
- preferred method of detection: conductivity or negative UV detection

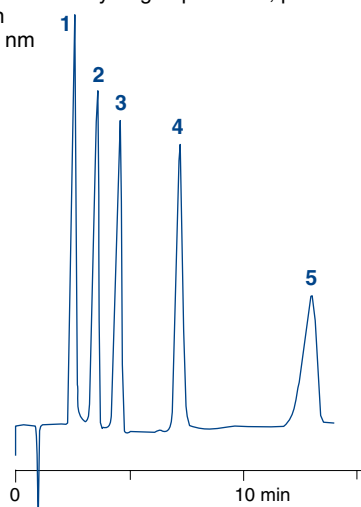
NUCLEOGEL® Anion I

- strongly basic polymer-based anion exchanger, particle size 10 µm
pH stability: 1 – 14
- eluent in column 4 mM salicylate buffer pH 7.8
- contrary to the silica-based phase also suited for fluoride analysis

Separation of an anion standard

Column: 250 x 4 mm NUCLEOSIL® Anion II
Eluent: 2 mM potassium hydrogen phthalate, pH 5.7
Flow rate: 2 ml/min
Detection: UV, 280 nm

- Peaks:**
1. H₂PO₄⁻
 2. Cl⁻
 3. NO₂⁻
 4. NO₃⁻
 5. SO₄²⁻

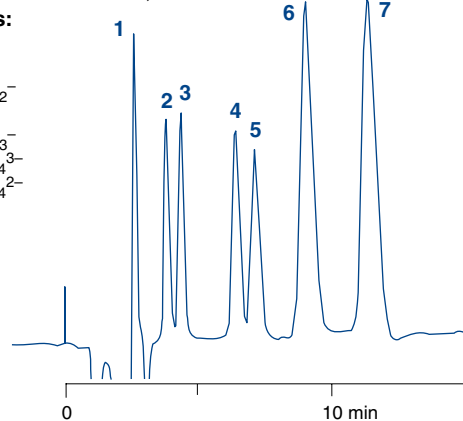


MN Appl. No. 106440

Separation of inorganic anions



Column: 120 x 4.6 mm NUCLEOGEL® Anion I
Eluent: 4 mM salicylic acid / Tris pH 7.8
Flow rate: 1 ml/min
Detection: UV, 254 nm

- Peaks:**
1. F⁻
 2. Cl⁻
 3. NO₂⁻
 4. Br⁻
 5. NO₃⁻
 6. PO₄³⁻
 7. SO₄²⁻



MN Appl. No. 115050

Ordering information

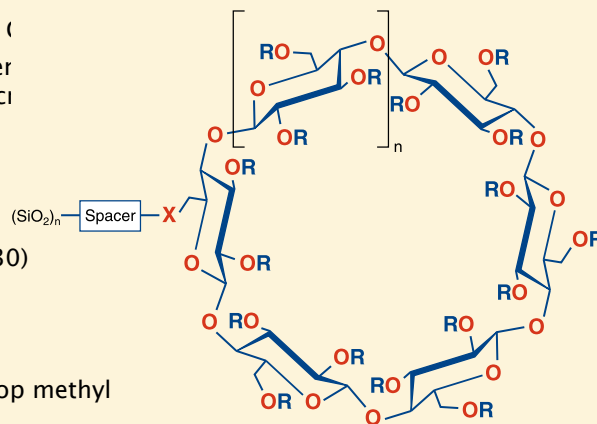
	Length →	120 mm	250 mm	Guard columns
NUCLEOSIL® Anion II				
EC columns				
	4 mm ID		720094.40	721452.40
NUCLEOGEL® Anion I				
Valco type columns				
	4.6 mm ID	719533		719543

As guard columns for EC columns use ChromCart® guard column cartridges with guard column adaptor EC (Cat. No. 721359). All columns and guard column cartridges in packs of 1.



NUCLEODEX columns enantiomer separation based on cyclodextrins

- ◆ base material NUCLEOSIL® silica, particle size 5 µm, pore size 100 Å
 modified cyclodextrins as chiral selectors
- ◆ **NUCLEODEX β-OH:** β-cyclodextrin (R = H; n = 2) · USP L45
 separation based on hydrogen bonds and dipole interactions between functional groups of the analyte and hydroxyl groups of the cyclodextrin
 examples for successful enantiomer separations: chlorthalidone and other compounds, which require free hydroxyl groups for enantioselective interactions
 eluent in column CH₃OH / 0.1 % TEAA pH 4 (55:45)
- ◆ **NUCLEODEX α-PM:** permethylated α-cyclodextrin (R = t
 for all permethylated phases the ability to form hydrogen bonds is reduced, the hydrophobicity of the phase is increased compared to β-OH, resulting in shorter retention times
 examples for successful enantiomer separations: mecoprop and dichlorprop as free carboxylic acids, *trans*-stilbene oxide, styrene oxide
 eluent in column CH₃OH / 50 mM phosphate pH 3 (70:30)
- ◆ **NUCLEODEX β-PM:** permethylated β-cyclodextrin (R = CH₃; n = 2) · USP L45
 examples for successful enantiomer separations: mephobarbital (prominal), pesticide derivatives mecoprop methyl and dichlorprop methyl
 eluent in column CH₃OH / 0.1 % TEAA pH 4 (65:35)
- ◆ **NUCLEODEX γ-PM:** permethylated γ-cyclodextrin (R = CH₃; n = 3)
 examples for successful enantiomer separations: steroids or other larger molecules
 eluent in column CH₃OH / 0.1% TEAA pH 4 (55:45)



NUCLEODEX phases are especially suited for the control of optical purity, but also for semipreparative separations and for the analysis of positional and *cis-trans* isomers.
 For numerous separations on NUCLEODEX phases please visit our website: www.mn-net.com.

Ordering information

Length →	200 mm	Guard columns
EC columns		
NUCLEODEX β-OH		
4 mm ID	720124.40	721460.40
NUCLEODEX α-PM		
4 mm ID	720127.40	721464.40
NUCLEODEX β-PM		
4 mm ID	720125.40	721462.40
NUCLEODEX γ-PM		
4 mm ID	720752.40	721466.40
NUCLEODEX screening kit	721920	
consists of one CC 30/4 each with NUCLEODEX β-OH, α-PM, β-PM and γ-PM and a CC column holder 30 mm		



HPLC columns for enantiomer separation

NUCLEOCEL ALPHA enantiomer separation based on an amylose derivative

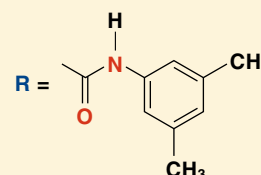
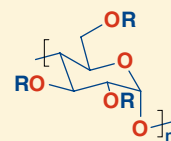
- base material silica, chiral selector amylose tris-(3,5-dimethylphenylcarbamate) USP L51
- similar phases: Chiralpak® AD, Kromasil® AmyCoat™, Europak 01

high resolution type (S) with 5 µm particle size, allows use of shorter columns (150 mm) for faster separations pressure stability up to ~150 bar (2000 psi)

NUCLEOCEL ALPHA for normal phase applications: eluent in column *n*-heptane – propanol-2 (90:10, v/v) typical eluents are heptane – propanol mixtures

NUCLEOCEL ALPHA-RP for reversed phase applications: eluent in column acetonitrile – water (50:50, v/v) designed for use either in polar organic mode or with eluents containing high concentrations of chaotropic salts such as perchlorate

- recommended applications: pharmaceutically active compounds, chiral pollutants (e.g. herbicides, PCB), chiral compounds in food (dyes, preservatives), chiral catalysts and bioorganic compounds

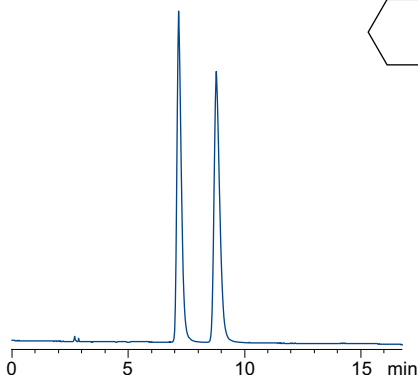
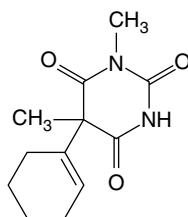


NEW!

Enantiomer separation of hexobarbital

Column: 250 x 4.6 mm NUCLEOCEL ALPHA S
 Eluent: *n*-heptane – 2-propanol (80:20, v/v)
 Flow rate: 1 ml/min
 Temperature: 22 °C
 Detection: UV, 210 nm
 Injection volume: 5 µl
 Concentration: 1 µg/µl

$\alpha = 1.39$
 $R_s = 3.78$

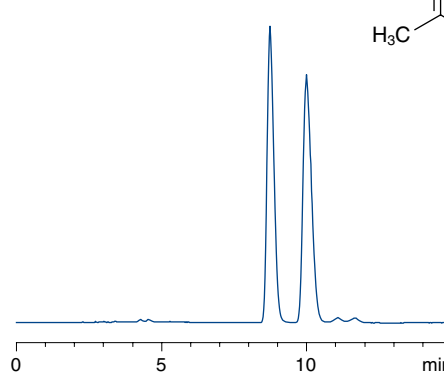
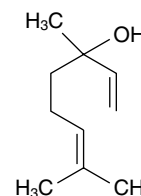


MN Appl. No. 121940

Enantiomer separation of linalool

Column: 250 x 4.6 mm NUCLEOCEL ALPHA-RP S
 Eluent: acetonitrile – water (50:50, v/v)
 Flow rate: 1 ml/min
 Temperature: 35 °C
 Detection: UV, 210 nm
 Injection volume: 5 µl
 Concentration: 1 µg/µl

$\alpha = 1.21$
 $R_s = 2.44$



MN Appl. No. 121920

Ordering information

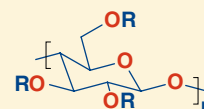
	Length →	150 mm	250 mm	Guard columns
EC columns	NUCLEOCEL ALPHA S (5 µm)			
	4.6 mm ID	720644.46	720645.46	721000.40 *
	NUCLEOCEL ALPHA-RP S (5 µm)			
	4.6 mm ID	720654.46	720655.46	721001.40 *

* As guard columns for 4.6 mm EC columns use 4 mm ID ChromCart® guard column cartridges with guard column adaptor EC (Cat. No. 721359). All columns and guard columns in packs of 1.

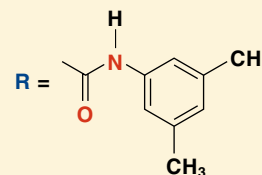


NUCLEOCEL DELTA enantiomer separation based on a cellulose derivative

- base material silica,
chiral selector cellulose tris-(3,5-dimethylphenylcarbamate)
USP L40
- similar phases: Chiralcel® OD, Kromasil® CelluCoat™, Eurocel® 01
standard particle size 10 µm,
S version with 5 µm particle size for higher resolution,
allowing shorter columns (150 mm) for faster separations
pressure stability up to ~150 bar (2000 psi)
NUCLEOCEL DELTA for normal phase applications:
eluent in column *n*-heptane – propanol-2 (90:10, v/v)
typical eluents are heptane – propanol mixtures
NUCLEOCEL DELTA-RP for reversed phase applications:
eluent in column acetonitrile – water (40:60, v/v)
designed for use either in polar organic mode or with eluents containing high
concentrations of chaotropic salts such as perchlorate
- recommended applications: pharmaceutically active compounds, chiral pollutants (e.g. herbicides, PCB),
chiral compounds in food (dyes, preservatives), chiral catalysts and bioorganic compounds

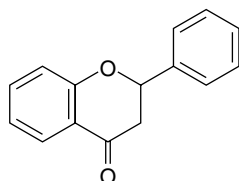


NEW!

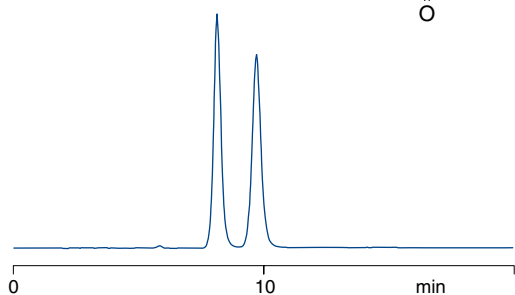


Enantiomer separation of flavanone

Column: 250 x 4.6 mm NUCLEOCEL DELTA
Eluent: *n*-heptane – 2-propanol (90:10, v/v)
Flow rate: 1 ml/min
Temperature: 25 °C
Detection: UV, 254 nm
Injection volume: 5 µl
Concentration: 1 µg/µl



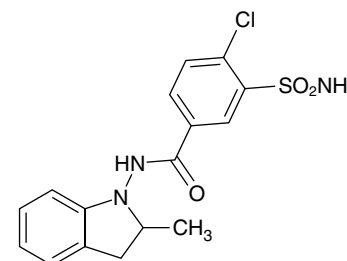
$\alpha = 1.29$
 $R_s = 2.6$



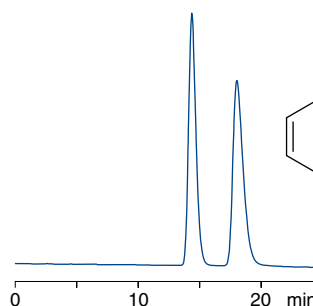
MN Appl. No. 121260

Enantiomer separation of indapamide

Column: 250 x 4.6 mm NUCLEOCEL DELTA-RP
Eluent: acetonitrile – water (40:60, v/v)
Flow rate: 0.5 ml/min
Temperature: 40 °C
Detection: UV, 254 nm
Injection volume: 5 µl
Concentration: 1 µg/µl




$\alpha = 1.29$
 $R_s = 2.6$



MN Appl. No. 121230

Ordering information

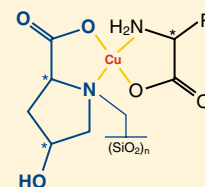
Length →		150 mm	250 mm	Guard columns
EC columns 	NUCLEOCEL DELTA S (5 µm)			
	4.6 mm ID	720446.46	720445.46	721002.40 *
	NUCLEOCEL DELTA (10 µm)			
	4.6 mm ID		720444.46	721007.40 *
	NUCLEOCEL DELTA-RP S (5 µm)			
	4.6 mm ID	720451.46	720450.46	721003.40 *
	NUCLEOCEL DELTA-RP (10 µm)			
	4.6 mm ID		720449.46	721008.40 *



HPLC columns for enantiomer separation

NUCLEOSIL® CHIRAL-1 enantiomer separation based on ligand exchange

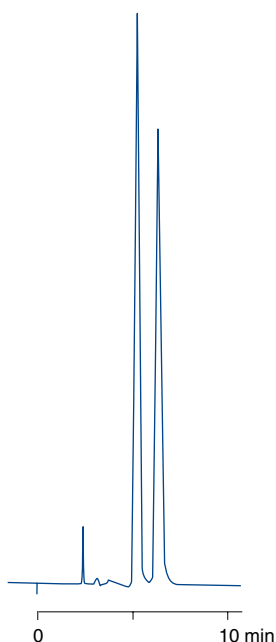
- base material NUCLEOSIL® silica, particle size 5 µm, pore size 120 Å
- chiral selector L-hydroxyproline / Cu²⁺ complexes · USP L32
- principal interaction mode:
formation of ternary mixed-ligand complexes with Cu(II) ions
differences in the stability of the diastereomeric complexes cause chromatographic separation
- eluent in column 0.5 mM copper sulphate solution
- recommended application: enantiomers with two polar functional groups with the correct spacing such as α-amino acids, α-hydroxycarboxylic acids (e.g. lactic acid), N-alkyl-α-amino acids etc.



Columns for HPLC

Separation of *D,L*-alanine enantiomers

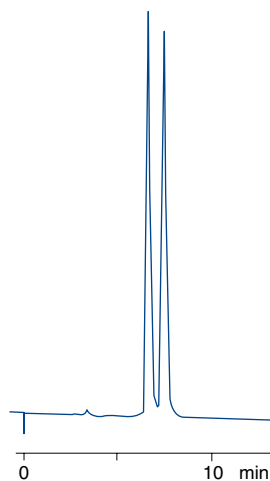
Column: 250 x 4 mm
NUCLEOSIL®
CHIRAL-1
Eluent: 0.5 mM CuSO₄
Flow rate: 1 ml/min
Pressure: 60 bar
Temperature: 60 °C
Detection: UV, 250 nm



MN Appl. No. 105410

Separation of *D,L*-threonine enantiomers

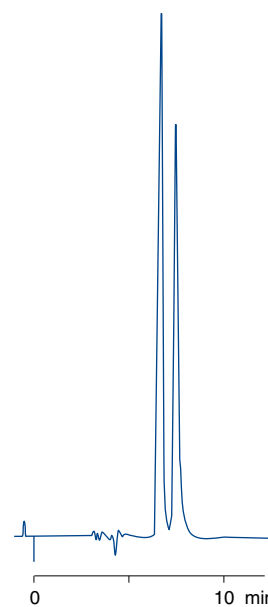
Column: 250 x 4 mm
NUCLEOSIL®
CHIRAL-1
Eluent: 0.25 mM CuSO₄
Flow rate: 0.8 ml/min
Pressure: 65 bar
Temperature: 60 °C
Detection: UV, 240 nm



MN Appl. No. 105410


Enantiomer separation of lactic acid

Column: 250 x 4 mm
NUCLEOSIL®
CHIRAL-1
Eluent: 0.5 mM CuSO₄
Flow rate: 0.8 ml/min
Temperature: 80 °C
Detection: UV, 240 nm
Injection volume: 1 µl



MN Appl. No. 105560

Ordering information

		Length →	250 mm	Guard columns
NUCLEOSIL® CHIRAL-1				
EC columns 	4 mm ID		720081.40	721455.40

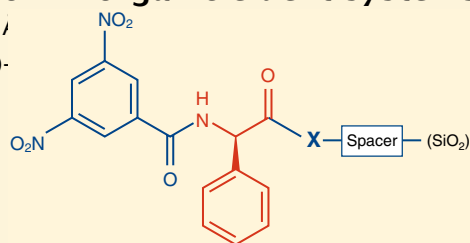
As guard columns for EC columns use ChromCart® guard column cartridges with guard column adaptor EC (Cat. No. 721359).



NUCLEOSIL® CHIRAL-2 / NUCLEOSIL® CHIRAL-3

enantiomer separation in organic eluent systems

- base material NUCLEOSIL® silica, particle size 5 µm, pore size 100 Å
- chiral selector for NUCLEOSIL® CHIRAL-2 is *N*-(3,5-dinitrobenzoyl)-*D*-phenylglycine, for CHIRAL-3 the optical antipode is used, "brush type" phases · CHIRAL-3 = USP L36
- principle interaction modes: charge-transfer interactions, hydrogen bonds, dipole-dipole interactions and steric effects
- eluent in column *n*-heptane / 2-propanol / TFAA 100:0.5:0.5
- recommended application: analysis of stereoisomers such as separation of enantiomers and diastereomers, control of optical purity of plant protectives (pesticides, e.g. propionic acid derived herbicides) pharmaceuticals etc. and for product control in chiral organic syntheses
- For control of the optical purity of a substance, the two columns NUCLEOSIL® CHIRAL-2 and NUCLEOSIL® CHIRAL-3 allow to select conditions such that the minor enantiomer, which is present as an impurity, is eluted before the main peak. Thus, overlapping peaks are avoided. This makes an exact quantification of the impurity much easier.



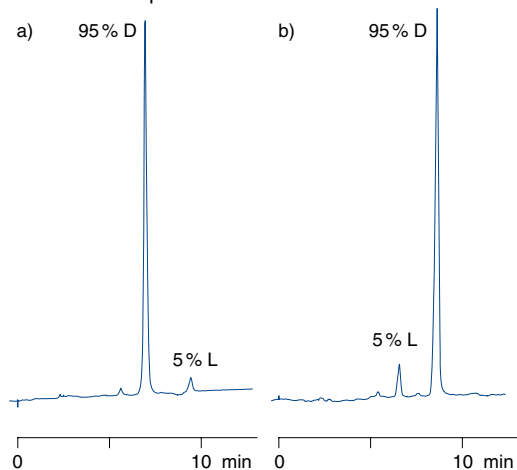
Control of optical purity of mecoprop methyl

(90 % ee)

Columns: 250 x 4 mm
 a) NUCLEOSIL® CHIRAL-2
 b) NUCLEOSIL® CHIRAL-3

Eluent: *n*-heptane – 2-propanol – TFA (100:0.05:0.05, v/v/v)

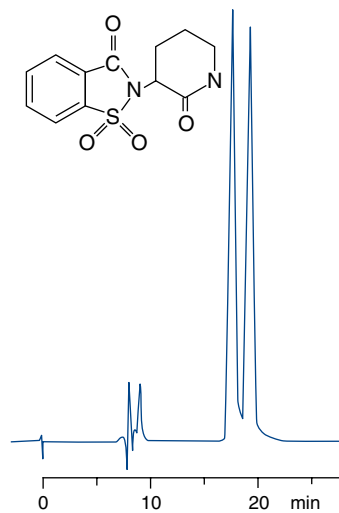
Flow rate: 1 ml/min
 Temperature: ambient
 Detection: UV, 230 nm
 Injection volume: 1 µl



MN Appl. No. 111360

Enantiomer separation of *D,L*-supidimide

Column: 250 x 4 mm NUCLEOSIL® CHIRAL-2
 Eluent: tetrahydrofuran – *n*-heptane (10:3, v/v)
 Flow rate: 1.0 ml/min
 Detection: UV, 220 nm



MN Appl. No. 105690

Ordering information

		Length →	250 mm	Guard columns
EC columns	NUCLEOSIL® CHIRAL-2			
	4 mm ID		720088.40	721458.40 *
	NUCLEOSIL® CHIRAL-3			
	4 mm ID		720350.40	721458.40 *

* 8 x 4 mm ID ChromCart® guard column cartridges for NUCLEOSIL® CHIRAL-2 and CHIRAL-3 are identical and supplied in packs of 3, the EC columns in packs of 1.



HPLC columns for enantiomer separation

Columns for HPLC

RESOLVOSIL BSA-7

protein phase for enantiomer separation

- base material NUCLEOSIL® silica, particle size 7 µm, pore size 300 Å
- chiral selector bovine serum albumin (BSA)
- separation based on selective interaction of proteins with low molecular compounds, i.e. principles of bioaffinity, including hydrophobic interactions (similar to a true reversed phase), interactions of polar groups and steric effects
- eluent in column 0.1 M phosphate buffer pH 7.5, 2 % 1-propanol
- recommended applications: amino acid derivatives, aromatic amino acids, aromatic sulphoxides, barbiturates, benzodiazepinones, benzoin and benzoin derivatives, β-blockers, coumarin derivatives, and for monitoring stereoselective microbial and enzymatic conversions

Enantiomer separation of *N*-benzoyl-*D,L*-amino acids

S. Allenmark et al. in "Affinity chromatography and biological recognition" (I. Chaiken, M. Wilchek, and I. Parikh. Eds.), Academic Press, New York, 1983, p. 259 – 260

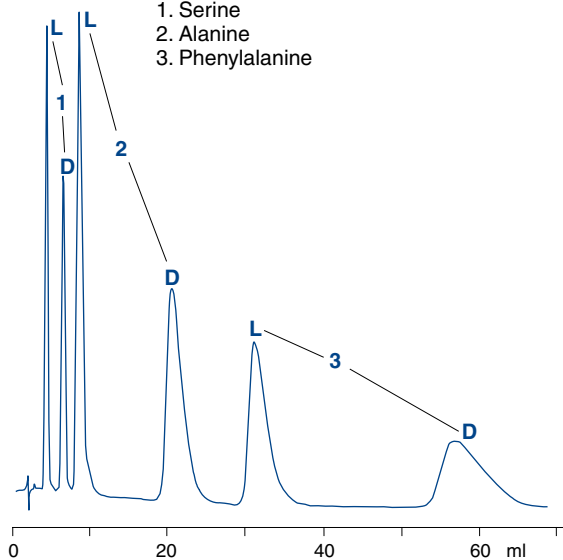
Column: 150 x 4 mm RESOLVOSIL BSA-7

Eluent: 50 mM phosphate buffer pH 6.5 + 1 % 1-propanol

Flow rate: 0.70 ml/min

Detection: UV, 225 nm

- Serine
- Alanine
- Phenylalanine



MN Appl. No. 105450

Separation of the optical isomers of omeprazole

Column: 150 x 4 mm RESOLVOSIL BSA-7

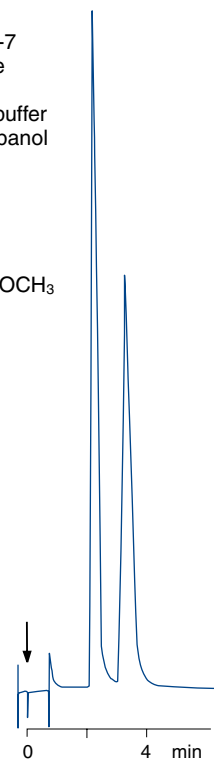
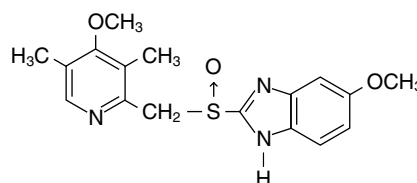
Sample: 135 µM omeprazole

Volume: 20 µl

Eluent: 0.05 M phosphate buffer pH 7.9 + 2 % 1-propanol

Flow rate: 1.0 ml/min

Detection: UV, 250 nm



MN Appl. No. 105760

Ordering information

Length →	150 mm	Guard column
RESOLVOSIL BSA-7		
EC columns		
 4 mm ID	720046.40	721702.40

As guard columns for EC columns use ChromCart® guard column cartridges with guard column adaptor EC (Cat. No. 721359).



NUCLEOSIL® 4000-7 PEI

anion exchange of proteins and peptides

- ◈ base material NUCLEOSIL® silica, particle size 7 µm, pore size 4000 Å polymeric, covalently bonded polyethyleneimine network, weakly basic anion exchanger ion exchange capacity 0.15 mmol/g; protein binding capacity 61 mg BSA/g
- ◈ pH stability 2 – 8.5; max. working pressure 250 bar
- ◈ separation principle: reversible adsorption of negatively charged substances to positively charged groups on the exchanger material and their subsequent displacement by either increasing ionic strength or pH changes in the mobile phase
- ◈ high selectivity for numerous proteins; e. g β-lactoglobulins A and B, two proteins differing in just two amino acids, can be separated in only 10 minutes; biological activity of purified proteins is preserved
- ◈ good binding and desorption kinetics for nucleotides as well
- ◈ eluent in column methanol
- ◈ more examples for the purification of different peptides and proteins can be found in our application data-base at www.mn-net.com

Recovery of proteins

Column: 50 x 4 mm NUCLEOSIL® 4000-7 PEI
 Eluent: 10 mM NaH₂PO₄, 1.5 M NaCl, pH 7.0
 Flow rate: 1 ml/min
 Sample: 50 µg of each protein

Protein	Recovery [%]
Myoglobin	100
Transferrin	95
Ovalbumin	98
Bovine serum albumin	100
Glucose oxidase	100
α-Amylase	100
Soybean trypsin inhibitor	100
β-Lactoglobulin	97
Ferritin	85

Recovery of specific enzyme activity after HPLC

Columns: 50 x 4 mm NUCLEOSIL® 4000-7 PEI
 Buffers: A) 20 mM Tris-HCl pH 8.5; B) A + 1.5 M NaCl
 Gradient: 0 – 100 % B in 5 min, 1 ml/min, 30 bar
 Detection: UV, 280 nm

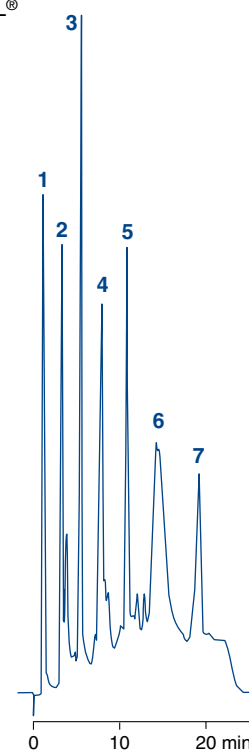
Enzyme	Recovery [%]
Catalase (bovine liver)	93
L-Lactic dehydrogenase LDH-1 isoenzyme (porcine heart)	102
Callicrein (porcine pancreas)	98
Glucose oxidase (Aspergillus niger)	104
Peroxidase (horseradish)	100

Separation of protein standards

Column: 125 x 4 mm NUCLEOSIL® 4000-7 PEI
 Eluent A: 2 mM Tris / acetate pH 8.0
 Eluent B: 20 mM Tris / acetate pH 8.0 + 1.5 M KCl
 Gradient: linear 0 – 40 % B in 20 min
 Flow rate: 1 ml/min
 Pressure: 76 bar
 Detection: UV, 280 nm
 Inj. volume: 20 µl

Peaks:

1. Catalase
2. Myoglobin
3. α-Amylase
4. Transferrin
5. α-Lactalbumin
6. Glucose oxidase
7. Soybean trypsin inhibitor



MN Appl. No. 108310

Ordering information

	Length →	50 mm	125 mm	250 mm	Guard columns
NUCLEOSIL® 4000-7 PEI					
EC analytical columns	4 mm ID	720401.40	720402.40	720403.40	721091.40
VarioPrep prep. columns	10 mm ID		715230.100	715231.100	

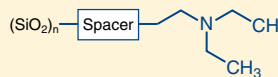
As guard columns for EC columns use ChromCart® guard column cartridges with guard column adaptor EC (Cat. No. 721359).



HPLC columns for biochemical separations

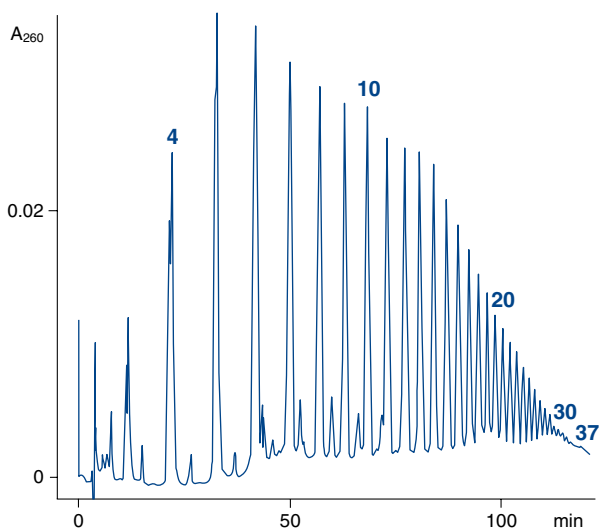
NUCLEOGEN® columns anion exchange chromatography of nucleic acids

- base material silica, particle size 7 µm
DEAE anion exchanger
- NUCLEOGEN® 60-7 DEAE:** pore size 60 Å
for separation of oligonucleotides up to chain lengths of 40 bases with recoveries > 95 %
capacity 200 A₂₆₀/ml (~ 300 A₂₆₀ for a 125 x 4 mm ID column, 1875 A₂₆₀ for a 125 x 10 mm ID column)
preparative separations possible when using higher flow rates and longer gradient times
- NUCLEOGEN® 500-7 DEAE:** pore size 500 Å
for the separation of tRNA, 5S RNA, viroids and messenger RNA in the intermediate molecular weight range (25,000 - 1,000,000 daltons) with recoveries > 95 %
capacity 730 A₂₆₀ for a 125 x 6 mm ID column, 1940 A₂₆₀ for a 125 x 10 mm ID column
- NUCLEOGEN® 4000-7 DEAE:** pore size 4000 Å
for the separation of plasmids, DNA restriction fragments, ribosomal RNA, messenger RNA and viral RNA, i.e. very high molecular weight nucleic acids (e.g. 1 - 50 megadaltons)
capacity 120 A₂₆₀ for a 125 x 6 mm ID column, 350 A₂₆₀ for a 125 x 10 mm ID column
- eluent in column methanol
- For more separations of deoxyoligonucleotides, plasmids and DNA restriction fragments visit our website www.mn-net.com



Separation of oligo(rA)_n

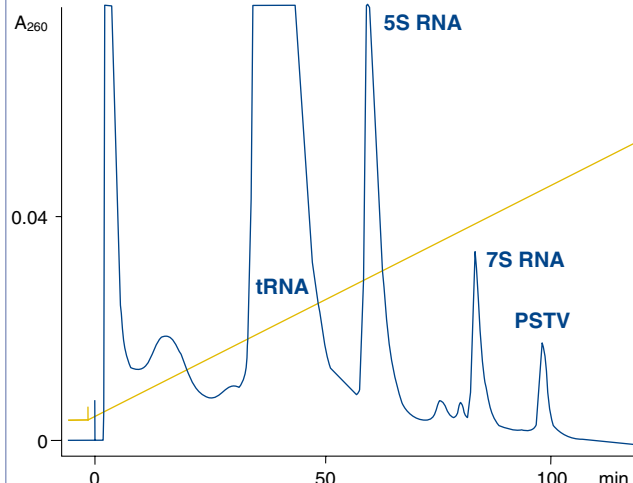
Column: 125 x 4 mm NUCLEOGEN® 60-7 DEAE
 Buffer A: 20 mM phosphate, pH 5.5, 5 M urea
 Buffer B: buffer A + 1 M KCl
 Gradient: 0 - 100 % B in 200 min
 Flow rate: 2 ml/min, 110 bar
 Temperature: ambient
 Detection: UV, 260 nm



MN Appl. No. 115180

Preparative separation of a crude RNA extract of viroid (PSTV) infected tomato plants

D. Riesner, BioEngineering 1 (1988) 42 - 48
 Column: 125 x 6 mm NUCLEOGEN® 500-7 DEAE
 Buffer A: 250 mM KCl, 20 mM phosphate buffer pH 6.6, 5 M urea
 Buffer B: 1 M KCl, 20 mM phosphate buffer pH 6.6, 5 M urea
 Gradient: 0 - 50 % B in 120 min, 50 - 100 % B in 250 min
 Flow rate: 3 ml/min, 40 bar
 Temperature: ambient
 Detection: 260 nm



MN Appl. No. 107490



Separation of plasmid pBR 322

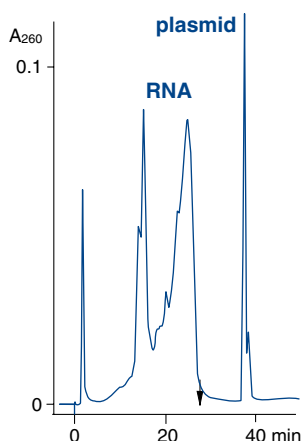
M. Colpan, D. Riesner, private communication

A) isolation of plasmid DNA from a crude cell lysate

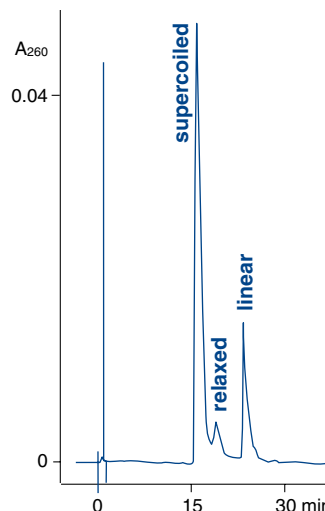
Sample: 5 µg plasmid pBR 322 containing cleared lysate from *E. coli*
 Column: 125 x 6 mm NUCLEOGEN® 4000-7 DEAE
 Eluent A: 20 mM K phosphate buffer pH 6.9; 5 M urea
 Eluent B: eluent A + 1.5 M KCl
 Gradient: 20 % – 100 % B in 50 min;
 arrow = ionic strength of 850 mM
 Flow rate: 1.0 ml/min, 70 bar, ambient temperature
 Detection: UV, 260 nm

B) separation of supercoiled plasmid from relaxed and linear forms

Sample: plasmid pBR 322, supercoiled, relaxed and linear
 Column: 125 x 6 mm NUCLEOGEN® 4000-7 DEAE
 Eluent A: 20 mM phosphate buffer pH 6.8; 6 M urea
 Eluent B: eluent A + 2 M KCl
 Gradient: 42 % – 100 % B in 230 min
 Flow rate: 1.5 ml/min, 45 bar, ambient temperature



MN Appl. No. 107480



Ordering information

Length →	125 mm	Guard columns
NUCLEOGEN® 60-7 DEAE		
EC analytical columns		
4 mm ID	736596.40	736400.40
VarioPrep preparative columns		
10 mm ID	736597.100	736400.40
NUCLEOGEN® 500-7 DEAE		
Valco type analytical columns		
6 mm ID	736598	736400.40
VarioPrep preparative columns		
10 mm ID	736599.100	736400.40
NUCLEOGEN® 4000-7 DEAE		
Valco type analytical columns		
6 mm ID	736601	736400.40
VarioPrep preparative columns		
10 mm ID	736602.100	736400.40

ChromCart® NUCLEOGEN® guard column cartridges are 30 mm long and supplied in packs of 2. They require the CC column holder 30 mm (Cat. No. 721823).

For information on DNA/RNA purification kits please ask for our catalogue “Bioanalysis”



HPLC columns for biochemical separations


Columns for HPLC

NUCLEOGEL® SAX

anion exchange of biological macromolecules

- polymer-based strongly basic anion exchanger $-N^+(CH_3)_3$, gel matrix quaternised PEI; particle size 8 μm , available pore sizes 1000 Å and 4000 Å · USP L23
- pH working range 1 – 13, max. working pressure 200 bar
- eluent in column 0.1 M Na_2SO_4 + 0.2 % NaN_3
- recommended application: purification of peptides, large proteins and oligonucleotides, high capacity for proteins even at pH 10

Ordering information

Pore size	Length →	50 mm	Guard columns	
Valco type analytical columns				
	1000 Å	4.6 mm ID	719469	719600
		7.7 mm ID	719471	719600
	4000 Å	4.6 mm ID	719470	719600
		7.7 mm ID	719472	719600

Separation of hen's egg white

Sample: frozen egg white was thawed, filtered and diluted 1 : 8 with eluent A

Column: 50 x 4.6 mm NUCLEOGEL® SAX 1000-8

Eluent A: 0.01 M Tris-HCl, pH 7.5

Eluent B: A + 0.5 M NaAc, pH 7.5

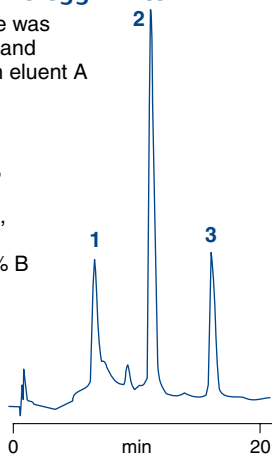
Gradient: linear, 0 – 100 % B in 20 min

Flow rate: 1 ml/min

Injection volume: 50 μl

Detection: UV, 280 nm

- Peaks:**
- Conalbumin
 - Ovalbumin
 - not identified



MN Appl. No. 115200

Separation of protein standards

Column: 50 x 4.6 mm NUCLEOGEL® SCX 1000-8

Eluent A: 0.02 M KH_2PO_4 , pH 6.0

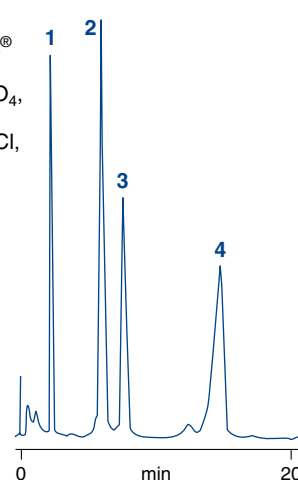
Eluent B: A + 0.5 M NaCl, pH 6.0

Gradient: linear, 0 – 100 % B in 20 min

Flow rate: 1 ml/min

Detection: UV, 280 nm

- Peaks:**
- Myoglobin
 - α -Chymotrypsinogen A
 - Cytochrome C
 - Lysozyme




MN Appl. No. 108260

NUCLEOGEL® SCX

cation exchange of biological macromolecules

- polymer-based strongly acidic cation exchanger $-\text{SO}_3^-$, hydrophilic gel matrix; particle size 8 μm , available pore sizes 1000 Å and 4000 Å · USP L22
- pH working range 1 – 13, max. working pressure 200 bar
- eluent in column 0.1 M Na_2SO_4 + 0.2 % NaN_3
- recommended application: proteins, peptides and carbohydrates with high isoelectric point

Ordering information

Pore size	Length →	50 mm	Guard columns	
Valco type analytical columns				
	1000 Å	4.6 mm ID	719475	719540
		7.7 mm ID	719477	719540
	4000 Å	4.6 mm ID	719476	719540
		7.7 mm ID	719478	719540



NUCLEOSIL® MPN

RP chromatography of biological macromolecules

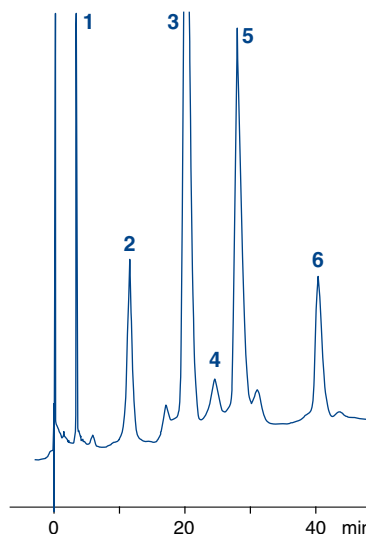
- ◈ silica-based reversed phase materials with monomerically bonded alkyl chains, brush type structure predominantly hydrophobic forces with a small portion of hydrophilic interactions
- ◈ **NUCLEOSIL® 100-5 C₁₈ MPN:** octadecyl phase, particle size 5 µm, pore size 100 Å · USP L1 dynamic protein binding capacity per g packing: 6 mg BSA, 110 mg cytochrome C
- ◈ **NUCLEOSIL® 120-3 C₁₈ MPN:** octadecyl phase, particle size 3 µm, pore size 120 Å · USP L1 dynamic protein binding capacity per g packing: 16 mg BSA, 55 mg cytochrome C outstanding selectivity for peptides
- ◈ **NUCLEOSIL® 300-5 C₄ MPN:** butyl phase, particle size 5 µm, pore size 300 Å · USP L26 dynamic protein binding capacity per g packing: 14 mg BSA, 27 mg cytochrome C especially suited for the purification of larger, hydrophobic peptides and very different proteins
- ◈ pH working range 2 - 8, max. working pressure 250 bar
- ◈ maximum separation efficiency can be achieved when the injected protein mass does not exceed 1 - 2 % of the maximum protein loading capacity
- ◈ eluent in column methanol

Separation of haemoglobin chains

Column: 250 x 4 mm NUCLEOSIL® 300-5 C₄ MPN
 Eluent A: 20 % acetonitrile, 80 % water, 0.1 % TFA
 Eluent B: 60 % acetonitrile, 40 % water, 0.1 % TFA
 Gradient: from 40 to 60 % B in 60 min
 Flow rate: 1 ml/min
 Detection: UV, 220 nm

Peaks:

1. Hem
2. β-globin
3. α-globin
4. Aγ₁-globin
5. Gγ₁-globin
6. Aγ₂-globin



MN Appl. No. 108240

Ordering information

	Length →	50 mm	125 mm	250 mm	Guard columns
EC analytical columns					
	NUCLEOSIL® 100-5 C₁₈ MPN				
	4 mm ID		720230.40	720231.40	
	NUCLEOSIL® 120-3 C₁₈ MPN				
4 mm ID		720232.40			
NUCLEOSIL® 300-5 C₄ MPN					
4 mm ID	720244.40	720045.40	720245.40	721113.40	

As guard columns for EC columns use ChromCart® guard column cartridges with guard column adaptor EC (Cat. No. 721359).



HPLC columns for biochemical separations

Columns for HPLC

NUCLEOSIL® PPN

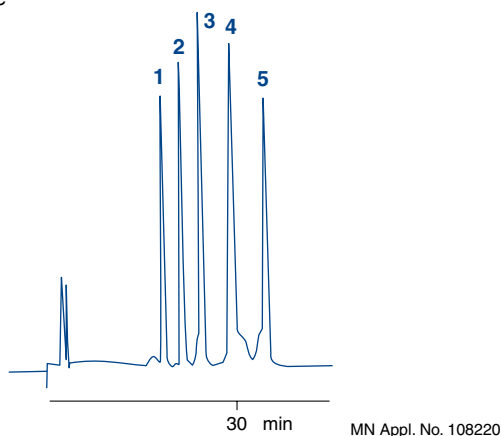
RP chromatography of biological macromolecules

- ☐ silica-based reversed phase materials with polymerically bonded alkyl chains exclusively hydrophobic interactions
- ☐ **NUCLEOSIL® 100-5 C₁₈ PPN:** octadecyl phase, particle size 5 µm, pore size 100 Å · USP L1 dynamic protein binding capacity per g packing: 8 mg BSA, 64 mg cytochrome C suited for the separation of peptides and proteins up to about 40 kD, also suited for basic peptides
- ☐ **NUCLEOSIL® 500-5 C₁₈ PPN:** octadecyl phase, particle size 5 µm, pore size 500 Å · USP L1 dynamic protein binding capacity per g packing: 22 mg BSA, 40 mg cytochrome C especially suited for large peptides and medium-size hydrophilic proteins
- ☐ pH working range 1 – 9, max. working pressure 250 bar
- ☐ eluent in column methanol

Separation of a protein standard

Column: 125 x 4 mm NUCLEOSIL® 100-5 C₁₈ PPN
 Eluents: A) 0.1 % TFA in H₂O, B) 0.08 % TFA in CH₃CN
 Gradient: 20 – 60 % B in 10 min
 Flow rate: 1.0 ml/min
 Detection: UV, 280 nm

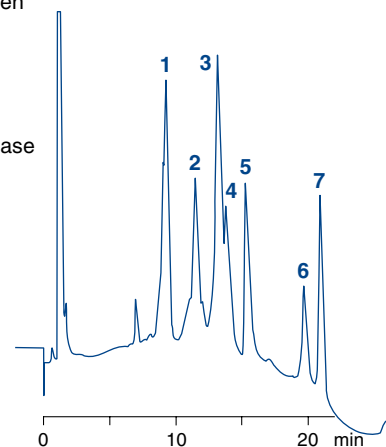
- Peaks:**
1. Ribonuclease
 2. Cytochrome c
 3. Lysozyme



Separation of pancreatic secretion of piglets

Column: 125 x 4 mm NUCLEOSIL® 500-5 C₁₈ PPN
 Eluents: A) 0.1 % TFA in H₂O, B) 0.08 % TFA in CH₃CN
 Gradient: linear 30 – 50 % B in 14 min, then 50 – 65 % B in 6 min
 Flow rate: 1 ml/min
 Detection: UV, 215 nm

- Peaks:**
1. Trypsin + trypsinogen
 2. Proelastase
 3. Lipase + α-chymotrypsin
 4. Chymotrypsinogen
 5. α-Amylase
 - 6., 7. Procarboxypeptidase



Ordering information

Length →	50 mm	125 mm	250 mm	Guard columns
NUCLEOSIL® 100-5 C₁₈ PPN				
EC analytical columns				
4 mm ID	720250.40	720251.40	720252.40	721594.40
VarioPrep preparative columns				
10 mm ID		715326.100	715325.100	
NUCLEOSIL® 500-5 C₁₈ PPN				
EC analytical columns				
4 mm ID	720256.40	720257.40	720258.40	721687.40
VarioPrep preparative columns				
10 mm ID		715318.100	715316.100	




NUCLEOGEL® RP columns

RP columns for biochemical applications

- ◆ polystyrene resin cross-linked with divinylbenzene, available particle sizes 5 µm and 8 µm, available pore sizes 100 Å, 300 Å, 1000 Å and 4000 Å · USP L21
 pH working range 1 – 13, max. working pressure 180 bar
- ◆ small pore columns for reversed phase separation of small molecules such as pharmaceuticals with basic properties, e.g. organic heterocycles
 also suited for separation of nucleosides and nucleotides up to 5000 daltons
 allow gradient as well as isocratic elution
- ◆ wide pore columns are especially recommended for large biomolecules
 higher background hydrophobicity compared to silica phases
- ◆ eluent in column acetonitrile / water

Ordering information

Length →	50 mm	150 mm	250 mm	300 mm	Guard columns
Valco type analytical columns 					
NUCLEOGEL® RP 100-5 / RP 100-8					pore size 100 Å
Particle size 5 µm					
4.6 mm ID		719454	719455		719542
Particle size 8 µm					
4.6 mm ID		719456	719520		719542
7.7 mm ID				719457	719542
NUCLEOGEL® RP 300-5 / RP 300-8					pore size 300 Å
Particle size 5 µm					
4.6 mm ID		719459			719542
Particle size 5 µm					
4.6 mm ID		719460			719542
7.7 mm ID		719463			719542
NUCLEOGEL® RP 1000-8					pore size 1000 Å
Particle size 8 µm					
4.6 mm ID		719461	719510		719542
7.7 mm ID		719464			719542
NUCLEOGEL® RP 4000-8					pore size 4000 Å
Particle size 8 µm					
4.6 mm ID		719462			719542
7.7 mm ID		719465			719542



HPLC columns for sugar analysis

NUCLEOSIL® Carbohydrate

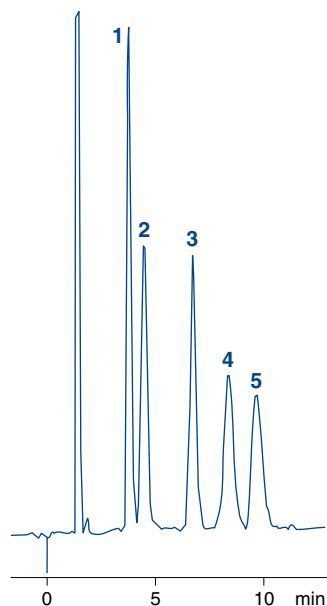
separation of mono- and disaccharides

- matrix: NUCLEOSIL® silica with amino modification, particle size 10 µm · USP L8
- recommended application: RP separation of mono- and disaccharides
- eluent in column acetonitrile / water (79:21, v/v)

Separation of sugars

Column: 250 x 4 mm NUCLEOSIL® Carbohydrate
 Sample volume: 10 µl
 Eluent: acetonitrile – water (79:21, v/v)
 Flow rate: 2 ml/min
 Temperature: 25 °C
 Detector: RI

- Peaks:**
1. Fructose
 2. Glucose
 3. Saccharose
 4. Maltose
 5. Lactose




MN Appl. No. 102480

For the separation of oligosaccharides with longer chains ($10 < n < 40$) our phase NUCLEOSIL® 300-5 C₁₈ can be successfully applied (see Application No. 102730 at www.mn-net.com). In this case a very flat gradient allows good resolution of the carbohydrates. For ordering information of this phase please see page 114.

Columns for HPLC

Ordering information

Length →	250 mm	Guard columns
NUCLEOSIL® Carbohydrate		
EC columns		
 4 mm ID	720905.40	721595.40



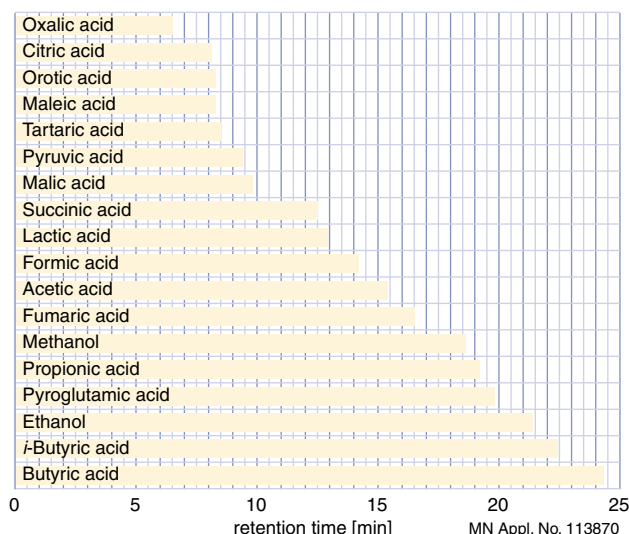
NUCLEOGEL® SUGAR 810 columns

separation of sugars

- ◈ sulphonated polystyrene / divinylbenzene resins in different ionic forms due to a different selectivity pattern compared to NUCLEOGEL® SUGAR columns, the range of application is considerably enlarged
- ◈ separation mechanism includes ion exclusion, ion exchange, size exclusion, ligand exchange as well as NP and RP chromatography
- ◈ H⁺ form: separation of sugars, sugar alcohols and organic acids · USP L17
eluent in column 0.01 N H₂SO₄
- ◈ Ca²⁺ form: separation of mono-, di- and oligosaccharides · USP L19
eluent in column water

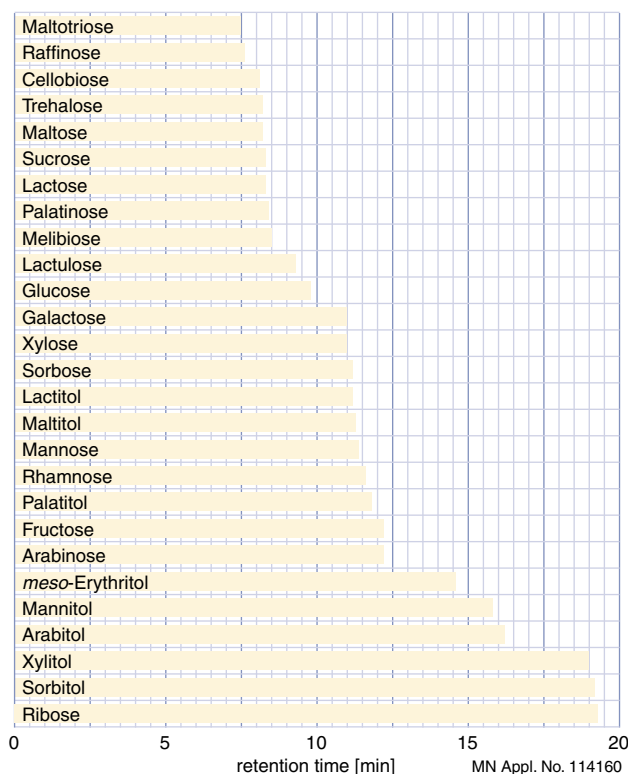
Organic acids and alcohols

Column: 300 x 7.8 mm NUCLEOGEL® SUGAR 810 H
 Sample volume: 5 µl
 Eluent: 5 mmol H₂SO₄
 Flow rate: 0.6 ml/min
 Temperature: 35 °C
 Detection: RI




Sugars and sugar alcohols

Column: 300 x 7.8 mm NUCLEOGEL® SUGAR 810 Ca
 Eluent: water
 Flow rate: 0.6 ml/min
 Detection: RI



Columns for HPLC

Ordering information

	Length →	300 mm	Guard columns
Valco type columns 			
NUCLEOGEL® SUGAR 810 H			
7.8 mm ID		719574	719575
NUCLEOGEL® SUGAR 810 Ca			
7.8 mm ID		719570	719571



HPLC columns for sugar analysis

Columns for HPLC

NUCLEOGEL® ION 300 OA / SUGAR columns

separation of sugars

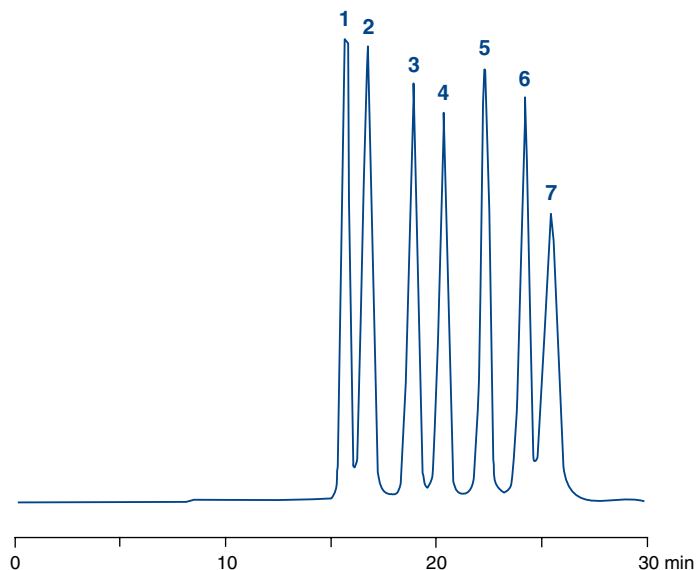
- sulphonated spherical PS/DVB resins in different ionic forms; mean particle size 10 µm, pore size of 100 Å
- separation mechanism includes steric exclusion, ligand exchange and partition effects, ligand exchange being the predominant force, since the hydrated metal ions form strong interactions with the hydroxyl groups of the sample molecules. The intensity of these interactions decreases in the sequence Pb, Ca, Na
- NUCLEOGEL® ION 300 OA: H⁺ form for separation of sugars, alcohols and organic acids · USP L17 eluent in column 0.01 N H₂SO₄
- Ca²⁺ form: separation of mono- and oligosaccharides, sugar alcohols · USP L19
- Na⁺ form: separation of oligosaccharides from starch hydrolysates and food · USP L58
- Pb²⁺ form: separation of mono- and disaccharides from food and biological samples · USP L34
- eluent in column for Ca, Na and Pb phases: water + 0.02 % azide
- recommended operating temperatures: 60 – 95 °C; maximum pressure 100 bar

Separation of carbohydrates

Column: 300 x 7.8 mm NUCLEOGEL® SUGAR Pb
 Eluent: deionised water
 Flow rate: 0.4 ml/min
 Temperature: 80 °C
 Detection: RI


Peaks:

1. Sucrose
2. Maltose
3. Glucose
4. Xylose
5. Galactose
6. Arabinose
7. Mannose



MN Appl. No. 102430

Ordering information

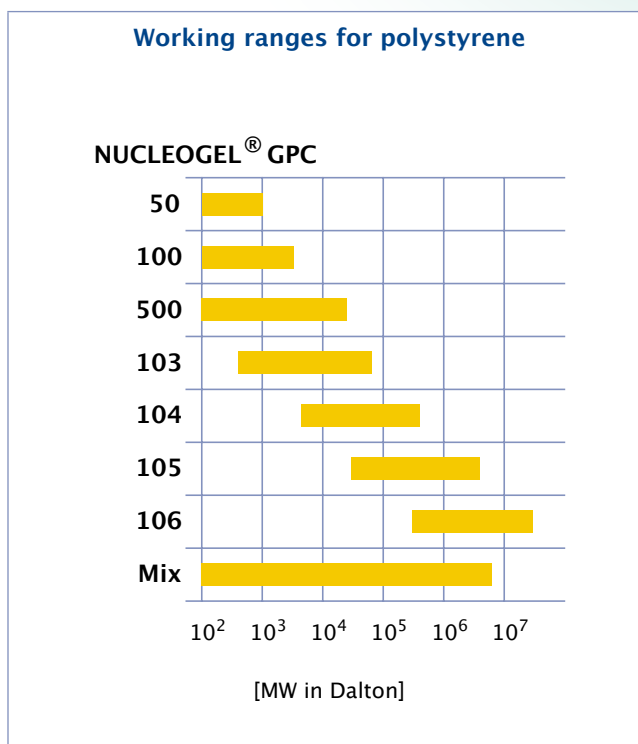
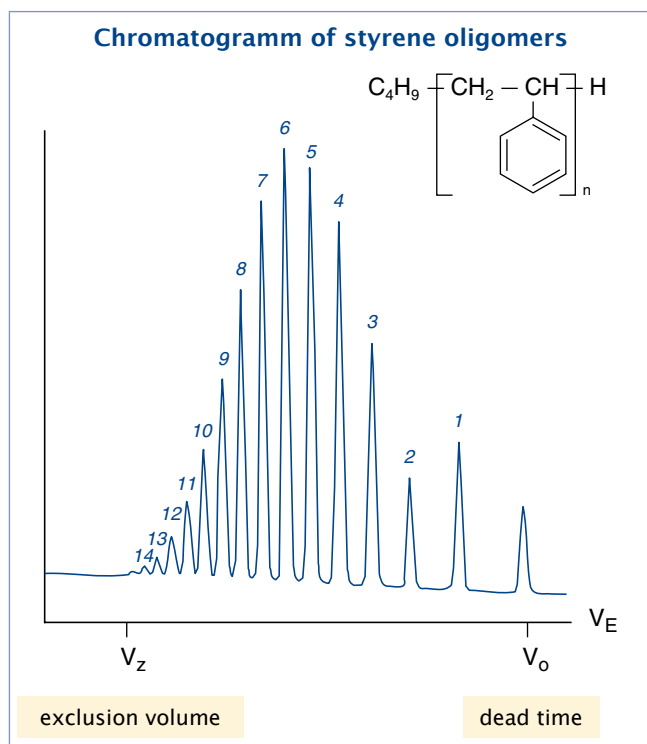
Length →	300 mm	Guard columns
Valco type columns 		
NUCLEOGEL® ION 300 OA		
7.8 mm ID	719501	719537
NUCLEOGEL® SUGAR Ca		
6.5 mm ID	719531	719535
NUCLEOGEL® SUGAR Pb		
7.8 mm ID	719530	719534
NUCLEOGEL® SUGAR Na		
7.8 mm ID	719532	719536



NUCLEOGEL® GPC

for GPC of water-insoluble substances

- highly crosslinked macroporous, spherical polystyrene – divinylbenzene polymer matrix with good mechanical stability
- eluent in column toluene



Ordering information

Phase	Exclusion limit [kDaltons]	Application	Column 300 x 7.7 mm	
			5 µm particles	10 µm particles
Valco type analytical columns				
NUCLEOGEL GPC 50	2	low molecular weight organics	719402	719410
NUCLEOGEL GPC 100	4	oligomers, oils	719403	719411
NUCLEOGEL GPC 500	25	low molecular weight polymers	719404	719412
NUCLEOGEL GPC 103	60	low molecular weight polymers	719405	719413
NUCLEOGEL GPC 104	500	polymers up to 500 kDaltons	719406	719414
NUCLEOGEL GPC 105	4000	} molecular weight distribution of polymers	719407	719415
NUCLEOGEL GPC 106	10000			719416
Mixed gel columns				
NUCLEOGEL GPC LM-5	500		719483	
NUCLEOGEL GPC M-5	4000		719408	
NUCLEOGEL GPC M-10	10000			719417
		guard column 50 x 7.7 mm	719409	719418

Columns with 600 mm length are available on request.



VarioPrep columns for preparative HPLC

VarioPrep

columns for preparative HPLC

- preparative columns manufactured from stainless steel with one adjustable end fitting (on request, columns with two adjustable end fittings are also available, e.g. for frequent use of backflushing techniques)
- allows compensation of a dead volume, which could result at the column inlet after some time of operation, without need for opening the column; for further details see page 153

Ordering information

For description of individual phases see analytical columns; eluent in all RP columns acetonitrile / water

Length →	50 mm *	250 mm
----------	---------	--------

NUCLEODUR® high purity silica

NUCLEODUR® C ₁₈ Gravity, 5 µm		pore size 110 Å, 18 % C
8 mm ID		762113.80
10 mm ID	762103.100	762113.100
16 mm ID		762113.160
21 mm ID	762103.210	762113.210
32 mm ID		762113.320
40 mm ID		762113.400
NUCLEODUR® C ₁₈ Gravity, 10 µm		pore size 110 Å, 18 % C
40 mm ID		762250.400
NUCLEODUR® C ₁₈ Isis, 5 µm		pore size 110 Å, 20 % C
8 mm ID		762403.80
10 mm ID		762403.100
16 mm ID		762403.160
21 mm ID	762404.210	762403.210
32 mm ID		762403.320
40 mm ID		762403.400
NUCLEODUR® C ₁₈ Pyramid, 5 µm		pore size 110 Å, 14 % C
8 mm ID		762272.80
10 mm ID		762272.100
16 mm ID		762272.160
21 mm ID		762272.210
32 mm ID		762272.320
40 mm ID		762272.400
NUCLEODUR® Sphinx RP, 5 µm		pore size 110 Å, 15 % C
8 mm ID		762373.80
10 mm ID	762372.100	762373.100
16 mm ID		762373.160
21 mm ID	762372.210	762373.210
32 mm ID		762373.320
40 mm ID		762373.400

On request, all VarioPrep columns are available with any NUCLEODUR® or NUCLEOSIL® packing. For available column dimensions please refer to page 153.



Length →	50 mm *	250 mm
NUCLEODUR® 100-5 C₁₈ ec particle size 5 µm, pore size 110 Å, 17.5 % C		
8 mm ID		762022.80
10 mm ID	762003.100	762022.100
16 mm ID		762022.160
21 mm ID	762003.210	762022.210
32 mm ID		762022.320
40 mm ID		762022.400
50 mm ID		762022.500
NUCLEODUR® 100-7 C₁₈ ec particle size 7 µm, pore size 110 Å, 15 % C		
10 mm ID	762048.100	762047.100
21 mm ID	762048.210	762047.210
40 mm ID		762047.400
NUCLEODUR® 100-10 C₁₈ ec particle size 10 µm, pore size 110 Å, 15 % C		
10 mm ID	762011.100	762010.100
21 mm ID	762011.210	762010.210
32 mm ID		762010.320
40 mm ID		762010.400
50 mm ID		762010.500
NUCLEODUR® 100-12 C₁₈ ec particle size 12 µm, pore size 110 Å, 15 % C		
40 mm ID		762057.400
50 mm ID		762057.500
NUCLEODUR® 100-16 C₁₈ ec particle size 16 µm, pore size 110 Å, 15 % C		
10 mm ID		762068.100
NUCLEODUR® 100-5 C₈ ec particle size 5 µm, pore size 110 Å, 10.5 % C		
8 mm ID		762062.80
10 mm ID	762072.100	762062.100
16 mm ID		762062.160
21 mm ID	762072.210	762062.210
32 mm ID		762062.320
NUCLEODUR® 100-5 particle size 5 µm, pore size 110 Å, eluent in column <i>n</i> -heptane		
10 mm ID		762007.100
On request, all VarioPrep columns are available with any NUCLEODUR® or NUCLEOSIL® packing. For available column dimensions please refer to page 153.		

* mainly used as guard columns



VarioPrep columns for preparative HPLC

Columns for HPLC

Ordering information

For description of individual phases see analytical columns; eluent in all RP columns acetonitrile / water

Length →	30 mm *	50 mm *	125 mm	250 mm
----------	---------	---------	--------	--------

NUCLEOSIL® standard silica

NUCLEOSIL® 100-5 C₁₈ HD		particle size 5 µm, pore size 100 Å, 20 % C		
8 mm ID	715290.80	715292.80	715293.80	
10 mm ID			715293.100	
21 mm ID	715851.210		715293.210	
NUCLEOSIL® 100-5 C₁₈		particle size 5 µm, pore size 100 Å, 15 % C		
10 mm ID			715340.100	
21 mm ID			715340.210	
NUCLEOSIL® 100-7 C₁₈		particle size 7 µm, pore size 100 Å, 15 % C		
8 mm ID	715330.80	715331.80	715332.80	
10 mm ID		715331.100	715332.100	
16 mm ID	715330.160	715331.160	715332.160	
21 mm ID		715331.210	715332.210	
40 mm ID			715332.400	
NUCLEOSIL® 300-7 C₁₈		particle size 7 µm, pore size 300 Å, 6.5 % C		
10 mm ID			715806.100	
21 mm ID			715806.210	
NUCLEOSIL® 100-7 C₈		particle size 7 µm, pore size 100 Å, 8.5 % C		
8 mm ID			715630.80	
10 mm ID			715630.100	
16 mm ID			715630.160	
21 mm ID			715630.210	
NUCLEOSIL® 300-7 C₈		particle size 7 µm, pore size 300 Å, ~ 3 % C		
10 mm ID			715345.100	
21 mm ID			715345.210	
NUCLEOSIL® 50-7		particle size 7 µm, pore size 50 Å, eluent in column <i>n</i> -heptane		
10 mm ID	715711.100		715265.100	
21 mm ID			715265.210	
NUCLEOSIL® 100-7		particle size 7 µm, pore size 100 Å, eluent in column <i>n</i> -heptane		
8 mm ID			715275.80	
10 mm ID			715275.100	
16 mm ID			715275.160	
21 mm ID			715275.210	
On request, all VarioPrep columns are available with any NUCLEODUR® or NUCLEOSIL® packing. For available column dimensions please refer to page 153.				

* mainly used as guard columns



VarioPrep columns

- column system for preparative HPLC manufactured from stainless steel with one adjustable end fitting (on request, columns with two adjustable end fittings are also available, e.g. for frequent use of backflushing techniques)
- allows compensation of a dead volume, which could result at the column inlet after some time of operation, without need for opening the column
- supplied with NUCLEODUR® and NUCLEOSIL® spherical silicas



Available standard dimensions of VarioPrep columns with axially adjustable end fitting

ID [mm]	Length [mm]							End fitting design
	30	50	100	125	150	250	500	
8	x	x		x		x		
10		x		x		x		
16	x	x		x		x		
21		x	x	x	x	x		
32			x		x	x		
40		x		x	x	x		
50					x	x		
80						x	x	

Replacement parts for VarioPrep columns - Ordering information

Description	Pack of	Cat. No.
for VarioPrep columns with 10 mm ID		
VP plunger fitting 10 mm	1	718837
VP nut 10 mm	1	718842
VP sealing element set 10 mm	1 set	718931
VP sealing ring set 10 mm	1 set	718852
VP MN Inert sealing combination 10 mm	1 set	718848
for VarioPrep columns with 21 mm ID		
VP plunger fitting 21 mm	1	718861
VP nut 21 mm	1	718862
VP sealing element set 21 mm	1 set	718853
VP sealing ring set 21 mm	1 set	718854
VP MN Inert sealing combination 21 mm	1 set	718870





MN column hardware

EC standard columns for analytical HPLC

- analytical column system manufactured from stainless steel
M 8 outer threads on both ends
combination of sealing element and very fine-meshed stainless steel screen, PTFE ring and fitting adaptor
column heads SW 13, with inner threads M 8 and UNF 10-32
- as built-in guard columns ChromCart® guard column cartridges with 8 mm length are used with the guard column adaptor EC (see below)
- supplied with NUCLEODUR® and NUCLEOSIL® spherical silicas



Available standard dimensions of EC columns · please ask for availability of certain phases

ID [mm]	Length [mm]										End fitting design	
	8*	30	50	60	100	125	150	200	250	300		
2	-	x	x	x	x	x	x	x	x	x	-	
3	x	x	x	x	x	x	x	x	x	x	x	
4	x	x	x	x	x	x	x	x	x	x	x	
4.6	-	x	x	x	x	x	x	x	x	x	x	

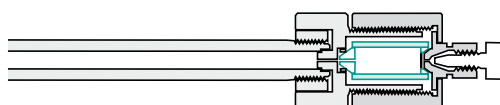
* Please note that 3 mm ID ChromCart® guard column cartridges are applicable for 2 mm and 3 mm ID EC columns, and 4 mm ID guard column cartridges are used for 4 mm and 4.6 mm ID EC columns.

Columns for HPLC

Installation of the EC guard column holder



EC column with CC guard column



Accessories and replacement parts for EC columns · Ordering information

Description	Pack of	Cat. No.
Guard column adaptor EC	1	721359
1/16" nut for connecting 1/16" capillaries	5	718583
1/16" ferrule	5	718584
1/16" end cap, plastic	4	718582
EC fitting adaptor	1	718987
EC column head (nut)	1	718988
EC PTFE sealing ring	4	718992
3-part sealing combination for EC columns	5 kits	718998



ChromCart® cartridge system

- ◆ analytical column system manufactured from stainless steel (US patent 5,342,515)
- ◆ rapid and convenient installation
 columns are changed without removal of capillary connections
 all unions are screwed by hand
 easy installation of guard cartridges without special adaptor
 connection of columns of different lengths and inner diameters with one type of connecting kit (see below)
- ◆ supplied with NUCLEODUR® and NUCLEOSIL® spherical silicas as well as with well-known packings from other manufacturers

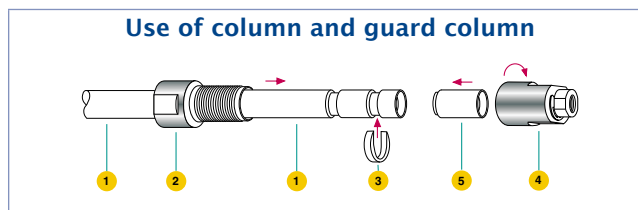
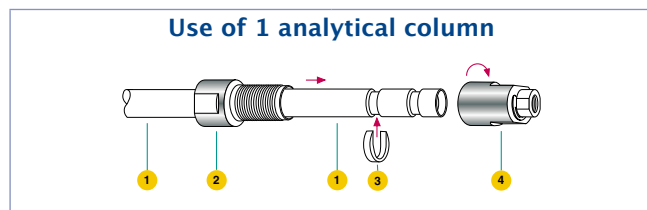


Available standard dimensions of ChromCart® cartridges · please ask for availability of certain phases

ID [mm]	Length [mm]							End fitting design
	8*	70	100	125	150	200	250	
2	-	X	X	X	X	X	X	
3	X	X	X	X	X	X	X	
4	X	X	X	X	X	X	X	
4.6	-	X	X	X	X	X	X	

* Please note that 3 mm ID guard column cartridges are also applicable for 2 mm ID CC columns, and 4 mm ID guard column cartridges are also used for 4.6 mm ID CC columns.

Connection of ChromCart® cartridges and guard column cartridges



Legend

1 analytical column	5 guard column
2 sleeve	6 PEEK sealing cone
3 guide ring	7 longer nut
4 nut	



Accessories for the ChromCart® cartridge system · Ordering information

Description	Pack of	Cat. No.
CC connecting kit (consists of 2 nuts with end fittings, two sleeves and two guide rings)	1 kit	721690
CC nut with end fitting	1 set	721691
CC sleeve with outer threads	1	721692
CC guide ring	1	721693
CC coupling kit (consists of longer nut, PEEK seal, sleeve with outer threads and 2 guide rings for coupling two CC columns)	1 kit	721694
CC extension (PEEK)	2	721695
CC guard column holder 8 mm for stand-alone operation of 8 mm CC cartridges	1	721820
CC column holder 30 mm for stand-alone operation of 30 mm CC cartridges	1	721823



MN column hardware

Columns for HPLC

Microbore columns

- ⊕ analytical column system for rapid HPLC and LC/MS analyses with high resolution
- ⊕ available lengths: 40, 60, 100, 125, 150, 200, 250 and 300 mm
- ⊕ available inner diameters: 0.05, 0.075, 0.1, 0.15, 0.3, 0.4, 0.5, 0.75, 1 and 1.5 mm
- ⊕ Microbore columns up to 0.3 mm ID are fused silica capillaries, while microbore columns with 0.3 - 1.5 mm ID are stainless steel columns.
- ⊕ supplied with NUCLEODUR® and NUCLEOSIL® RP phases
- ⊕ guard columns for microbore columns are available on request.



Advantages of microbore columns

- only small sample volumes required
- highest detection sensitivity
- low flow rate = reduced eluent consumption

- ⊕ time saving + reduced eluent consumption = reduced cost

Change of flow rate and solvent saving as a function of the column inner diameter

ID [mm]	Flow rate [ml/min]	Solvent saving	Increase in sensitivity
4.6 ●	1.3	-	-
4.0 ●	1.0	~ 25 %	~ 1.3
3.0 ●	0.56	~ 57 %	~ 2.4
2.0 ●	0.25	~ 81 %	~ 5.3
1.0 ●	0.06	~ 95 %	~ 21.7

for a constant length relative to a column with 4.6 mm ID and a flow rate of 1.3 ml/min for isocratic application

Valco type columns

- ⊕ analytical column system manufactured from stainless steel
- available inner diameters: 4.6 mm ID (1/4" OD) and 7.7 mm (3/8" OD)
- ⊕ mainly used for some phases for special separations



Accessories for Valco type columns - Ordering information

Description	Pack of	Cat. No.
Frits 2 µm for 4.6 mm ID columns	5	719485
Frits 2 µm for 7.7 mm ID columns	5	719486
Column connection nuts for 1/16" capillaries	5	719487
Ferrules for 1/16" capillaries	5	719488
Union for columns	1	719489
Column end plugs	5	719490





Accessories for stainless steel HPLC columns

Stainless steel columns are most frequently used in HPLC. The material is corrosion resistant, pressure stable and easy to work mechanically.

Ordering information

Stainless steel capillary tubing

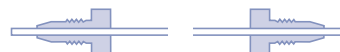
Length	OD	ID	Pack of	Cat. No.
Capillary tubing in coils				
33 m x	1/16"	x 0.25 mm	1 coil	718634
33 m x	1/16"	x 0.5 mm	1 coil	718505
3 m x	1/16"	x 0.25 mm	1 coil	718737
3 m x	1/16"	x 0.5 mm	1 coil	718738
1 m x	1/16"	x 0.12 mm	1 coil	718790
1 m x	1/16"	x 0.25 mm	1 coil	718735
1 m x	1/16"	x 0.5 mm	1 coil	718736

Capillary tubing, cut pieces, ready-to-use

50 mm x	1/16"	x 0.12 mm	2 tubes	718731
100 mm x	1/16"	x 0.12 mm	2 tubes	718732
200 mm x	1/16"	x 0.12 mm	2 tubes	718733
300 mm x	1/16"	x 0.12 mm	2 tubes	718734
100 mm x	1/16"	x 0.25 mm	5 tubes	718588
200 mm x	1/16"	x 0.25 mm	5 tubes	718635
300 mm x	1/16"	x 0.25 mm	5 tubes	718589
100 mm x	1/16"	x 0.5 mm	5 tubes	718516
300 mm x	1/16"	x 0.5 mm	5 tubes	718517
50 mm x	1/32"	x 0.12 mm	2 tubes	718670
100 mm x	1/32"	x 0.12 mm	2 tubes	718671
200 mm x	1/32"	x 0.12 mm	2 tubes	718672
50 mm x	1/32"	x 0.25 mm	2 tubes	718673
100 mm x	1/32"	x 0.25 mm	2 tubes	718674
50 mm x	1/32"	x 0.5 mm	2 tubes	718676
100 mm x	1/32"	x 0.5 mm	2 tubes	718677
200 mm x	1/32"	x 0.5 mm	2 tubes	718678

Stainless steel accessories

Description	Pack of	Cat. No.
Capillary accessories		
1/16" capillary tubing cutter (knife file)	1	706120
Spare knife file	1	706121
Cutter for 1/16" capillaries	1	706290
Capillary union 100 mm x 1/16" x 0.25 mm	1	718637



Eluent filters, stainless steel

for 1/16" tubing	2 µm frit	1	718750
for 1/16" tubing	10 µm frit	1	718752
for 1/8" tubing	2 µm frit	1	718751
for 1/8" tubing	10 µm frit	1	718753

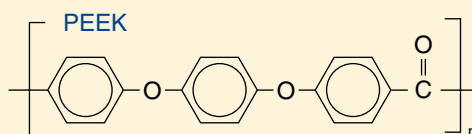
For accessories and replacement parts for EC columns see page 154, for accessories and replacement parts for ChromCart® cartridges see page 155, replacement parts for VarioPrep columns are listed on page 153.



HPLC fittings and capillary tubing

PEEK accessories

PEEK (= polyether ether ketone) is a high performance polymer belonging to the group of polyarylether ketones (PAEK), which meets all requirements of HPLC columns with respect to chemical resistance and mechanical stability. In some fields of application in HPLC, like e.g. in ion chromatography and chromatography of biopolymers, PEEK fulfils the requirements for a nonmetallic material.



All fittings can be tightened by hand. The following table summarizes the available PEEK products.

Ordering information

Description	Pack of	Cat. No.	
PEEK fittings			
1/16" PEEK fingertight fitting, 1-part combination nut + ferrule	1	718770	
1/16" PEEK fingertight nut	1	718771	
1/16" PEEK ferrule for Cat. No. 718771	1	718772	
1/16" PEEK double ferrule for Cat. Nos. 718774 and 718777	1	718775	
1/16" PEEK union, both sides inner threads, equipped with 2 fingertight nuts and double ferrules	1	718766	
1/16" PEEK union, both sides inner threads, however without nuts and without ferrules	1	718767	
1/16" PEEK union, both sides outer threads	1	718768	
PEEK standard capillaries			
OD	ID [mm]	Length	
1/16"	0.13	1 m	1 718765
1/16"	0.17	1 m	1 718760
1/16"	0.25	1 m	1 718761
1/16"	0.5	1 m	1 718762
1/16"	0.75	1 m	1 718763
Tools for PEEK capillaries			
Guillotine cutter for PEEK and PTFE capillaries			1 718769
Clean-Cut cutter for different capillary outer diameters			1 718755

Columns for HPLC



NUCLEODUR® bulk packings

- 🔸 totally spherical high purity silica
- 🔸 pore size 110 Å, pore volume 0.9 ml/g, surface (BET) 340 m²/g, density 0.47 g/ml, pressure stability 800 bar
- 🔸 larger particles for preparative applications

Ordering information

Phase	Endcapped	Carbon content	Particle size	Pack of 100 g	Pack of 1000 g
Octadecyl phases					-(CH₂)₁₇ - CH₃
NUCLEODUR® 100-10 C ₁₈ ec	yes	17.5 % C	10 µm	713611.0100	713611.1
NUCLEODUR® 100-12 C ₁₈ ec	yes	17.5 % C	12 µm	713618.0100	713618.1
NUCLEODUR® 100-16 C ₁₈ ec	yes	17.5 % C	16 µm	713621.0100	713621.1
NUCLEODUR® 100-20 C ₁₈ ec	yes	17.5 % C	20 µm	713601.0100	713601.1
NUCLEODUR® 100-30 C ₁₈ ec	yes	17.5 % C	30 µm	713631.0100	713631.1
NUCLEODUR® 100-50 C ₁₈ ec	yes	17.5 % C	50 µm	713550.0100	713550.1
Unmodified NUCLEODUR® silica					
NUCLEODUR® 100-10			10 µm	713610.0100	713610.1
NUCLEODUR® 100-12			12 µm	713615.0100	713615.1
NUCLEODUR® 100-16			16 µm	713620.0100	713620.1
NUCLEODUR® 100-20			20 µm	713600.0100	713600.1
NUCLEODUR® 100-30			30 µm	713630.0100	713630.1
NUCLEODUR® 100-50			50 µm	713551.0100	713551.1



NUCLEOSIL® bulk packings

- spherical silica
- pH stability 2 – 8 (for NUCLEOSIL® 100–5 C₁₈ AB 1 – 9)
- for a characterisation of our NUCLESIL® silica see page 87

Physical properties of unmodified NUCLEOSIL® materials

Phase	Pore size	Pore volume	Surface (BET)	Density	Pressure stability
NUCLEOSIL® 50	50 Å	0.8 ml/g	420 m ² /g	0.45 g/ml	600 bar
NUCLEOSIL® 100	100 Å	1 ml/g	350 m ² /g	0.36 g/ml	600 bar
NUCLEOSIL® 120	120 Å	0.65 ml/g	200 m ² /g	0.55 g/ml	800 bar
NUCLEOSIL® 300	300 Å	0.8 ml/g	100 m ² /g	0.45 g/ml	400 bar
NUCLEOSIL® 500	500 Å	0.8 ml/g	35 m ² /g	0.45 g/ml	400 bar
NUCLEOSIL® 1000	1000 Å	0.8 ml/g	25 m ² /g	0.45 g/ml	300 bar
NUCLEOSIL® 4000	4000 Å	0.7 ml/g	10 m ² /g	0.48 g/ml	300 bar

for description of individual modifications see chapter “Columns with NUCLEOSIL®” from page 108

Ordering information

Phase	Endcapped	Carbon content	Pore size	Particle size	Pack of 10 g	Pack of 100 g
Octadecyl phases				–(CH₂)₁₇ – CH₃		
NUCLEOSIL® 50–5 C ₁₈ ec	yes	14.5 % C	50 Å	5 µm	712031.10	712031.100
NUCLEOSIL® 100–5 C ₁₈ AB	yes	24 % C	100 Å	5 µm	712952.10	712952.100
NUCLEOSIL® 100–3 C ₁₈	yes	15 % C	100 Å	3 µm	712370.10	712370.100
NUCLEOSIL® 100–5 C ₁₈	yes	15 % C	100 Å	5 µm	712130.10	712130.100
NUCLEOSIL® 100–7 C ₁₈	yes	15 % C	100 Å	7 µm	712140.10	712140.100
NUCLEOSIL® 100–10 C ₁₈	yes	15 % C	100 Å	10 µm	712150.10	712150.100
NUCLEOSIL® 120–3 C ₁₈	yes	11 % C	120 Å	3 µm	712460.10	712460.100
NUCLEOSIL® 120–5 C ₁₈	yes	11 % C	120 Å	5 µm	712470.10	712470.100
NUCLEOSIL® 120–7 C ₁₈	yes	11 % C	120 Å	7 µm	712480.10	712480.100
NUCLEOSIL® 120–10 C ₁₈	yes	11 % C	120 Å	10 µm	712490.10	712490.100
NUCLEOSIL® 300–5 C ₁₈	yes	6.5 % C	300 Å	5 µm	712520.10	712520.100
NUCLEOSIL® 300–7 C ₁₈	yes	6.5 % C	300 Å	7 µm	712530.10	712530.100
NUCLEOSIL® 300–10 C ₁₈	yes	6.5 % C	300 Å	10 µm	712540.10	712540.100
NUCLEOSIL® 500–7 C ₁₈	yes	2 % C	500 Å	7 µm	712760.10	712760.100
NUCLEOSIL® 1000–7 C ₁₈	yes	~ 1 % C	1000 Å	7 µm	712790.10	712790.100
NUCLEOSIL® 4000–7 C ₁₈	yes	<1 % C	4000 Å	7 µm	712926.10	712926.100
Octyl phases				–(CH₂)₇ – CH₃		
NUCLEOSIL® 50–5 C ₈ ec	yes	9 % C	50 Å	5 µm	712032.10	712032.100
NUCLEOSIL® 100–5 C ₈ ec	yes	9 % C	100 Å	5 µm	712101.10	712101.100
NUCLEOSIL® 100–5 C ₈	no	8.5 % C	100 Å	5 µm	712100.10	712100.100
NUCLEOSIL® 100–7 C ₈	no	8.5 % C	100 Å	7 µm	712110.10	712110.100
NUCLEOSIL® 100–10 C ₈	no	8.5 % C	100 Å	10 µm	712120.10	712120.100
NUCLEOSIL® 120–3 C ₈	no	6.5 % C	120 Å	3 µm	712570.10	712570.100
NUCLEOSIL® 120–5 C ₈	no	6.5 % C	120 Å	5 µm	712580.10	712580.100
NUCLEOSIL® 120–7 C ₈	no	6.5 % C	120 Å	7 µm	712500.10	712500.100
NUCLEOSIL® 120–10 C ₈	no	6.5 % C	120 Å	10 µm	712590.10	712590.100
NUCLEOSIL® 300–5 C ₈	no	~ 3 % C	300 Å	5 µm	712650.10	712650.100
NUCLEOSIL® 300–7 C ₈	no	~ 3 % C	300 Å	7 µm	712550.10	712550.100
NUCLEOSIL® 300–10 C ₈	no	~ 3 % C	300 Å	10 µm	712660.10	712660.100
NUCLEOSIL® 500–7 C ₈	no	<1 % C	500 Å	7 µm	712830.10	712830.100



Phase	Endcapped	Carbon content	Pore size	Particle size	Pack of 10 g	Pack of 100 g
Phenyl phases -(CH₂)₃ - C₆H₅						
NUCLEOSIL® 100-5 C ₆ H ₅ ec	yes	8 % C	100 Å	5 µm	712311.10	712311.100
NUCLEOSIL® 100-5 C ₆ H ₅	no	8 % C	100 Å	5 µm	712310.10	712310.100
NUCLEOSIL® 100-7 C ₆ H ₅	no	8 % C	100 Å	7 µm	712340.10	712340.100
NUCLEOSIL® 120-7 C ₆ H ₅	no	6.5 % C	120 Å	7 µm	712510.10	712510.100
NUCLEOSIL® 300-7 C ₆ H ₅	no	~ 3 % C	300 Å	7 µm	712670.10	712670.100
NUCLEOSIL® 500-7 C ₆ H ₅	no	~ 2 % C	500 Å	7 µm	712923.10	712923.100
NUCLEOSIL® 1000-7 C ₆ H ₅	no	~ 1 % C	1000 Å	7 µm	712924.10	712924.100
Butyl phases -(CH₂)₃ - CH₃						
NUCLEOSIL® 120-5 C ₄	yes	~ 4 % C	120 Å	5 µm	712290.10	712290.100
NUCLEOSIL® 300-5 C ₄	yes	~ 2 % C	300 Å	5 µm	712620.10	712620.100
NUCLEOSIL® 300-7 C ₄	yes	~ 2 % C	300 Å	7 µm	712630.10	712630.100
NUCLEOSIL® 300-10 C ₄	yes	~ 2 % C	300 Å	10 µm	712640.10	712640.100
NUCLEOSIL® 500-7 C ₄	yes	<1 % C	500 Å	7 µm	712750.10	712750.100
NUCLEOSIL® 1000-7 C ₄	yes	<1 % C	1000 Å	7 µm	712780.10	712780.100
NUCLEOSIL® 4000-7 C ₄	yes	<1 % C	4000 Å	7 µm	712925.10	712925.100
Dimethyl phases -(CH₃)₂						
NUCLEOSIL® 100-7 C ₂	no	3.5 % C	100 Å	7 µm	712080.10	712080.100
Cyano phases (nitrile) -(CH₂)₃ - CN						
NUCLEOSIL® 100-5 CN		5 % C	100 Å	5 µm	712160.10	712160.100
NUCLEOSIL® 100-10 CN		5 % C	100 Å	10 µm	712170.10	712170.100
NUCLEOSIL® 120-7 CN		~ 3 % C	120 Å	7 µm	712600.10	712600.100
NUCLEOSIL® 300-7 CN		~ 2.5 % C	300 Å	7 µm	712820.10	712820.100
NUCLEOSIL® 500-7 CN		~ 2 % C	500 Å	7 µm	712840.10	712840.100
Nitro phases -(CH₂)₃ - C₆H₄ NO₂						
NUCLEOSIL® 100-5 NO ₂		~ 4.5 % C	100 Å	5 µm	712180.10	712180.100
NUCLEOSIL® 100-10 NO ₂		~ 4.5 % C	100 Å	10 µm	712190.10	712190.100
Diol phases -(CH₂)₃ - O - CH₂ - CH(OH) - CH₂OH						
NUCLEOSIL® 100-7 OH (Diol)		5 % C	100 Å	7 µm	712350.10	712350.100
NUCLEOSIL® 300-7 OH (Diol)		~ 1.5 % C	300 Å	7 µm	712560.10	712560.100
NUCLEOSIL® 500-7 OH (Diol)		~ 1.5 % C	500 Å	7 µm	712740.10	712740.100
NUCLEOSIL® 1000-7 OH (Diol)		~ 1 % C	1000 Å	7 µm	712770.10	712770.100
NUCLEOSIL® 4000-7 OH (Diol)		~ 1 % C	4000 Å	7 µm	712927.10	712927.100
Amino phases -(CH₂)₃ - NH₂						
NUCLEOSIL® 100-5 NH ₂		3.5 % C	100 Å	5 µm	712200.10	712200.100
NUCLEOSIL® 100-10 NH ₂		3.5 % C	100 Å	10 µm	712210.10	712210.100
NUCLEOSIL® 120-7 NH ₂		~ 2 % C	120 Å	7 µm	712610.10	712610.100
NUCLEOSIL® 300-7 NH ₂		~ 2 % C	300 Å	7 µm	712919.10	712919.100
Dimethylamino phases -(CH₂)₃ - N(CH₃)₂						
NUCLEOSIL® 100-5 N(CH ₃) ₂		4 % C	100 Å	5 µm	712220.10	712220.100
NUCLEOSIL® 100-10 N(CH ₃) ₂		4 % C	100 Å	10 µm	712230.10	712230.100
Cation exchanger, strongly acidic -(CH₂)₃ - C₆H₄ - SO₃ Na						
NUCLEOSIL® 100-5 SA		6.5 % C	100 Å	5 µm	712240.10	712240.100
NUCLEOSIL® 100-10 SA		6.5 % C	100 Å	10 µm	712250.10	712250.100



NUCLEOSIL® standard silica for HPLC

Packings for Liquid Chromatography

Phase	Endcapped	Carbon content	Pore size	Particle size	Pack of 10 g	Pack of 100 g
Anion exchanger, strongly basic			-(CH₂)₃ - C₆H₄ - CH₂ - N⁺(CH₃)₃Cl⁻			
NUCLEOSIL® 100-5 SB		10 % C	100 Å	5 µm	712260.10	712260.100
NUCLEOSIL® 100-10 SB		10 % C	100 Å	10 µm	712270.10	712270.100
Unmodified silica			SiOH			
NUCLEOSIL® 50-3			50 Å	3 µm	712000.10	712000.100
NUCLEOSIL® 50-5			50 Å	5 µm	712010.10	712010.100
NUCLEOSIL® 50-7			50 Å	7 µm	712020.10	712020.100
NUCLEOSIL® 50-10			50 Å	10 µm	712030.10	712030.100
NUCLEOSIL® 100-3			100 Å	3 µm	712360.10	712360.100
NUCLEOSIL® 100-5			100 Å	5 µm	712040.10	712040.100
NUCLEOSIL® 100-7			100 Å	7 µm	712050.10	712050.100
NUCLEOSIL® 100-10			100 Å	10 µm	712060.10	712060.100
NUCLEOSIL® 120-3			120 Å	3 µm	712390.10	712390.100
NUCLEOSIL® 120-5			120 Å	5 µm	712400.10	712400.100
NUCLEOSIL® 120-7			120 Å	7 µm	712410.10	712410.100
NUCLEOSIL® 120-10			120 Å	10 µm	712420.10	712420.100
NUCLEOSIL® 300-5			300 Å	5 µm	712430.10	712430.100
NUCLEOSIL® 300-7			300 Å	7 µm	712440.10	712440.100
NUCLEOSIL® 300-10			300 Å	10 µm	712450.10	712450.100
NUCLEOSIL® 500-5			500 Å	5 µm	712680.10	712680.100
NUCLEOSIL® 500-7			500 Å	7 µm	712690.10	712690.100
NUCLEOSIL® 500-10			500 Å	10 µm	712700.10	712700.100
NUCLEOSIL® 1000-5			1000 Å	5 µm	712710.10	712710.100
NUCLEOSIL® 1000-7			1000 Å	7 µm	712720.10	712720.100
NUCLEOSIL® 1000-10			1000 Å	10 µm	712730.10	712730.100
NUCLEOSIL® 4000-5			4000 Å	5 µm	712850.10	712850.100
NUCLEOSIL® 4000-7			4000 Å	7 µm	712860.10	712860.100
NUCLEOSIL® 4000-10			4000 Å	10 µm	712870.10	712870.100

POLYGOSIL® bulk packings

- irregular silica for analytical applications
- pH stability 2 - 8

Physical properties of unmodified POLYGOSIL® materials

Phase	Pore size	Pore volume	Surface (BET)	Density	Pressure stability
POLYGOSIL® 60	60 Å	0.75 ml/g	350 m ² /g	0.45 g/ml	600 bar
POLYGOSIL® 100	100 Å	1 ml/g	280 m ² /g	0.35 g/ml	400 bar
POLYGOSIL® 300	300 Å	0.8 ml/g	100 m ² /g	0.45 g/ml	400 bar
POLYGOSIL® 1000	1000 Å	0.8 ml/g	25 m ² /g	0.45 g/ml	300 bar

modification of POLYGOSIL® follows the same processes as for NUCLEOSIL® silica



Ordering information

Phase	Endcapped	Carbon content	Pore size	Particle size	Pack of 10 g	Pack of 100 g
Octadecyl phases -(CH₂)₁₇ - CH₃						
POLYGOSIL® 60-5 C ₁₈	yes	12 % C	60 Å	5 µm	711330.10	711330.100
POLYGOSIL® 60-7 C ₁₈	yes	12 % C	60 Å	7 µm	711340.10	711340.100
POLYGOSIL® 60-10 C ₁₈	yes	12 % C	60 Å	10 µm	711350.10	711350.100
POLYGOSIL® 100-5 C ₁₈	yes	14 % C	100 Å	5 µm	711560.10	711560.100
POLYGOSIL® 100-7 C ₁₈	yes	14 % C	100 Å	7 µm	711570.10	711570.100
POLYGOSIL® 100-10 C ₁₈	yes	14 % C	100 Å	10 µm	711580.10	711580.100
POLYGOSIL® 300-7 C ₁₈	yes	4 % C	300 Å	7 µm	711710.10	711710.100
POLYGOSIL® 1000-7 C ₁₈	yes	~ 1 % C	1000 Å	7 µm	711992.10	711992.100
Octyl phases -(CH₂)₇ - CH₃						
POLYGOSIL® 60-5 C ₈	no	7 % C	60 Å	5 µm	711300.10	711300.100
POLYGOSIL® 60-7 C ₈	no	7 % C	60 Å	7 µm	711310.10	711310.100
POLYGOSIL® 60-10 C ₈	no	7 % C	60 Å	10 µm	711320.10	711320.100
Butyl phases -(CH₂)₃ - CH₃						
POLYGOSIL® 300-7 C ₄	yes	~ 1 % C	Å	7 µm	711680.10	711680.100
POLYGOSIL® 1000-7 C ₄	yes	< 1 % C	1000 Å	7 µm	711991.10	711991.100
Cyano phases (nitrile) -(CH₂)₃ - CN						
POLYGOSIL® 60-5 CN		~ 5 % C	60 Å	5 µm	711380.10	711380.100
POLYGOSIL® 60-10 CN		~ 5 % C	60 Å	10 µm	711390.10	711390.100
Nitro phases -(CH₂)₃ - C₆H₄ - NO₂						
POLYGOSIL® 60-5 NO ₂		~ 4.5 % C	60 Å	5 µm	711400.10	711400.100
POLYGOSIL® 60-10 NO ₂		~ 4.5 % C	60 Å	10 µm	711410.10	711410.100
Unmodified silica SiOH						
POLYGOSIL® 60-5			60 Å	5 µm	711010.10	711010.100
POLYGOSIL® 60-7			60 Å	7 µm	711280.10	711280.100
POLYGOSIL® 60-10			60 Å	10 µm	711020.10	711020.100
POLYGOSIL® 100-5			100 Å	5 µm	711510.10	711510.100
POLYGOSIL® 100-7			100 Å	7 µm	711520.10	711520.100
POLYGOSIL® 100-10			100 Å	10 µm	711530.10	711530.100
POLYGOSIL® 300-7			300 Å	7 µm	711600.10	711600.100
POLYGOSIL® 1000-7			1000 Å	7 µm	711890.10	711890.100
Amino phases -(CH₂)₃ - NH₂						
POLYGOSIL® 60-5 NH ₂		~ 3 % C	60 Å	5 µm	711360.10	711360.100
POLYGOSIL® 60-10 NH ₂		~ 3 % C	60 Å	10 µm	711370.10	711370.100
Dimethylamino phases -(CH₂)₃ - N(CH₃)₂						
POLYGOSIL® 60-5 N(CH ₃) ₂		~ 3.5 % C	60 Å	5 µm	711420.10	711420.100
POLYGOSIL® 60-10 N(CH ₃) ₂		~ 3.5 % C	60 Å	10 µm	711430.10	711430.100



POLYGOPREP irregular silica for HPLC

POLYGOPREP bulk packings

- irregular silica for preparative applications
- pH stability 2 – 8

Physical properties of unmodified POLYGOPREP materials

Phase	Pore size	Pore volume	Surface (BET)	Density	Pressure stability
POLYGOPREP 60	60 Å	0.75 ml/g	350 m ² /g	0.45 g/ml	600 bar
POLYGOPREP 100	100 Å	1 ml/g	280 m ² /g	0.35 g/ml	400 bar
POLYGOPREP 300	300 Å	0.8 ml/g	100 m ² /g	0.45 g/ml	400 bar
POLYGOPREP 1000	1000 Å	0.8 ml/g	35 m ² /g	0.45 g/ml	300 bar

modification of POLYGOPREP follows the same processes as for NUCLEOSIL® silica

Ordering information

Phase	Endcapped	Carbon content	Pore size	Particle size	Pack of 100 g	Pack of 1 kg
Octadecyl phases					-(CH₂)₁₇ - CH₃	
POLYGOPREP 60-12 C ₁₈	no*	12 % C	60 Å	10 – 15 µm	711009.100	711009.1000
POLYGOPREP 60-20 C ₁₈	no*	12 % C	60 Å	15 – 25 µm	711031.100	711031.1000
POLYGOPREP 60-30 C ₁₈	no*	12 % C	60 Å	25 – 40 µm	711480.100	711480.1000
POLYGOPREP 60-50 C ₁₈	no*	12 % C	60 Å	40 – 63 µm	711500.100	711500.1000
POLYGOPREP 60-80 C ₁₈	no*	12 % C	60 Å	63 – 100 µm	711011.100	711011.1000
POLYGOPREP 60-130 C ₁₈	no*	12 % C	60 Å	63 – 200 µm	711590.100	711590.1000
POLYGOPREP 100-12 C ₁₈	no*	14 % C	100 Å	10 – 15 µm	711018.100	711018.1000
POLYGOPREP 100-20 C ₁₈	no*	14 % C	100 Å	15 – 25 µm	711019.100	711019.1000
POLYGOPREP 100-30 C ₁₈	no*	14 % C	100 Å	25 – 40 µm	711032.100	711032.1000
POLYGOPREP 100-50 C ₁₈	no*	14 % C	100 Å	40 – 63 µm	711021.100	711021.1000
POLYGOPREP 300-12 C ₁₈	yes	4 % C	300 Å	10 – 15 µm	711024.100	711024.1000
POLYGOPREP 300-20 C ₁₈	yes	4 % C	300 Å	15 – 25 µm	711025.100	711025.1000
POLYGOPREP 300-30 C ₁₈	yes	4 % C	300 Å	25 – 40 µm	711720.100	711720.1000
POLYGOPREP 300-50 C ₁₈	yes	4 % C	300 Å	40 – 63 µm	711730.100	711730.1000
POLYGOPREP 1000-30 C ₁₈	yes	~ 1 % C	1000 Å	25 – 40 µm	711028.100	711028.1000
POLYGOPREP 1000-50 C ₁₈	yes	~ 1 % C	1000 Å	40 – 63 µm	711029.100	711029.1000
Octyl phases					-(CH₂)₇ - CH₃	
POLYGOPREP 60-12 C ₈	no*	7 % C	60 Å	10 – 15 µm	711007.100	711007.1000
POLYGOPREP 60-20 C ₈	no*	7 % C	60 Å	15 – 25 µm	711008.100	711008.1000
POLYGOPREP 60-30 C ₈	no*	7 % C	60 Å	25 – 40 µm	711470.100	711470.1000
POLYGOPREP 60-50 C ₈	no*	7 % C	60 Å	40 – 63 µm	711490.100	711490.1000
Butyl phases					-(CH₂)₃ - CH₃	
POLYGOPREP 300-12 C ₄	yes	~ 1 % C	300 Å	10 – 15 µm	711022.100	711022.1000
POLYGOPREP 300-20 C ₄	yes	~ 1 % C	300 Å	15 – 25 µm	711023.100	711023.1000
POLYGOPREP 300-30 C ₄	yes	~ 1 % C	300 Å	25 – 40 µm	711690.100	711690.1000
POLYGOPREP 300-50 C ₄	yes	~ 1 % C	300 Å	40 – 63 µm	711700.100	711700.1000
POLYGOPREP 1000-30 C ₄	yes	< 1 % C	1000 Å	25 – 40 µm	711026.100	711026.1000
POLYGOPREP 1000-50 C ₄	yes	< 1 % C	1000 Å	40 – 63 µm	711027.100	711027.1000

* On request, these POLYGOPREP RP phases can be endcapped at surcharge



Phase	Endcapped	Carbon content	Pore size	Particle size	Pack of 100 g	Pack of 1 kg
Cyano phases (nitrile)						-(CH₂)₃ - CN
POLYGOPREP 60-12 CN		~ 4.5 % C	60 Å	10 - 15 µm	711015.100	711015.1000
POLYGOPREP 60-20 CN		~ 4.5 % C	60 Å	15 - 25 µm	711016.100	711016.1000
POLYGOPREP 60-30 CN		~ 4.5 % C	60 Å	25 - 40 µm	711017.100	711017.1000
Amino phases						-(CH₂)₃ - NH₂
POLYGOPREP 60-12 NH ₂		~ 3 % C	60 Å	10 - 15 µm	711012.100	711012.1000
POLYGOPREP 60-20 NH ₂		~ 3 % C	60 Å	15 - 25 µm	711013.100	711013.1000
POLYGOPREP 60-30 NH ₂		~ 3 % C	60 Å	25 - 40 µm	711014.100	711014.1000

Phase	Pore size	Particle size	Pack of 100 g	Pack of 1 kg	Pack of 5 kg
Unmodified POLYGOPREP silica					SiOH
POLYGOPREP 60-12	60 Å	10 - 15 µm		711001.1000	711001.5000
POLYGOPREP 60-20	60 Å	15 - 25 µm		711240.1000	711240.5000
POLYGOPREP 60-30	60 Å	25 - 40 µm		711250.1000	711250.5000
POLYGOPREP 60-50	60 Å	40 - 63 µm		711260.1000	711260.5000
POLYGOPREP 60-80	60 Å	63 - 100 µm		711270.1000	711270.5000
POLYGOPREP 60-130	60 Å	63 - 200 µm		711037.1000	711037.5000
POLYGOPREP 100-12	100 Å	10 - 15 µm		711002.1000	711002.5000
POLYGOPREP 100-20	100 Å	15 - 25 µm		711003.1000	711003.5000
POLYGOPREP 100-30	100 Å	25 - 40 µm		711540.1000	711540.5000
POLYGOPREP 100-50	100 Å	40 - 63 µm		711550.1000	711550.5000
POLYGOPREP 100-80	100 Å	63 - 100 µm		711033.1000	711033.5000
POLYGOPREP 100-130	100 Å	63 - 200 µm		711034.1000	711034.5000
POLYGOPREP 300-12	300 Å	10 - 15 µm	711004.100	711004.1000	
POLYGOPREP 300-20	300 Å	15 - 25 µm	711610.100	711610.1000	
POLYGOPREP 300-30	300 Å	25 - 40 µm	711620.100	711620.1000	
POLYGOPREP 300-50	300 Å	40 - 63 µm	711630.100	711630.1000	
POLYGOPREP 1000-12	1000 Å	10 - 15 µm	711035.100	711035.1000	
POLYGOPREP 1000-20	1000 Å	15 - 25 µm	711036.100	711036.1000	
POLYGOPREP 1000-30	1000 Å	25 - 40 µm	711005.100	711005.1000	
POLYGOPREP 1000-50	1000 Å	40 - 63 µm	711006.100	711006.1000	



Silica adsorbents for low pressure column chromatography

- silica 60, pore size ~ 60 Å; pore volume ~ 0.75 ml/g; spec. surface BET ~ 500 m²/g highly porous, amorphous silicic acid in the form of hard, opalescent particles, prepared by precipitation of water glass with sulphuric acid
- For higher demands on the performance of column packings we recommend our high-purity irregular POLYGOPREP silicas (see previous page)
- silica FIA for the fluorescence indicator adsorption procedure for the determination of hydrocarbon groups in the testing of liquid fuels in accordance with DIN 51791 and ASTM D 1319-58T
- The FIA method determines saturated hydrocarbons, olefins and aromatic hydrocarbons of a sample chromatographically by adsorption and desorption in a column filled with FIA silica, in the presence of a fluorescent dye mixture.

Ordering information

Designation	Particle size	1 kg	5 kg	25 kg
Silica 60, 0.015 - 0.04 mm	-	815650.1	815650.5	815650.25
Silica 60, 0.025 - 0.04 mm	-	815300.1	815300.5	815300.25
Silica 60, 0.04 - 0.063 mm	230 - 400 mesh	815380.1	815380.5	815380.25
Silica 60 M, 0.04 - 0.063 mm	230 - 400 mesh	815381.1	815381.5	815381.25
Silica 60, 0.05 - 0.1 mm	130 - 270 mesh	815390.1	815390.5	815390.25
Silica 60, 0.05 - 0.2 mm	70 - 270 mesh	815320.1	815320.5	815320.25
Silica 60, 0.063 - 0.2 mm	70 - 230 mesh	815330.1	815330.5	815330.25
Silica 60, < 0.063 mm	+230 mesh	815400.1	815400.5	815400.25
Silica 60, < 0.08 mm	+190 mesh	815310.1	815310.5	815310.25
Silica 60, 0.1 - 0.2 mm	70 - 130 mesh	815340.1	815340.5	
Silica 60, 0.2 - 0.5 mm	35 - 70 mesh	815350.1	815350.5	815350.25
Silica 60, 0.5 - 1.0 mm	18 - 35 mesh	815360.1	815360.5	815360.25
Silica FIA fine	0.071 - 0.16 mm	815410.1		
Silica FIA coarse	0.071 - 0.63 mm	815430.1		

Aluminium oxide

- aluminium oxides produced by dehydration of different aluminium hydroxides, e.g. hydrargillite between 400 and 500 °C
- activity grade I, particle size 50 - 200 µm, specific surface (BET) ~ 130 m²/g

Ordering information

Type	pH	1 kg	5 kg	25 kg
Aluminium oxide 90 basic	pH 9.5 ± 0.3	815010.1	815010.5	815010.25
Aluminium oxide 90 neutral	pH 7 ± 0.5	815020.1	815020.5	815020.25
Aluminium oxide 90 acidic	pH 4 ± 0.3	815030.1	815030.5	815030.25

Kieselguhr

- naturally occurring amorphous silicic acids of fossil origin, also known as diatomaceous earth or diatomite purified for chromatographic applications
- compared to silica, kieselguhr has a small surface of low activity → application in partition chromatography; impregnated with various substances (paraffin, silicone oil, undecane) it can be used for reversed phase chromatography
- The following grades of kieselguhr are manufactured by Johns-Manville. They are narrowly classified with homogeneous particle size distributions and high purity.

For columns packed with kieselguhr please see CHROMABOND® XTR for liquid-liquid extraction, page 54.



Ordering information

Designation	rel. purification factor	rel. flow rate	1 kg	5 kg
Filter-Cel	100	100	815510.1	815510.5
Standard Super-Cel	85	213	815520.1	815520.5
Hyflo Super-Cel	58	534	815530.1	815530.5
Celite 503	42	910	815540.1	815540.5
Celite 535	35	1269	815550.1	815550.5
Celite 545	32	1830	815560.1	815560.5

Florisil®

- hard granular magnesia silica gel: MgO 15.5 ± 0.5 % · SiO₂ 84.0 ± 0.5 % · Na₂SO₄ ≤ 1.0 %; 60/100 mesh
typical applications: sample preparation (see chapter "Solid phase extraction", page 26); clean-up of pesticide residues, separation of chlorinated pesticides, extraction of steroids, sex hormones, antibiotics, lipids etc.

Ordering information

Designation	Particle size	1 kg	5 kg
Florisil standard 60/100 mesh	0.15/0.25 mm	815710.1	815710.5

Polyamide

- polyamide 6 = ε-aminopolycaprolactam
separation mechanism mainly based on hydrogen bonds
recommended application: separation of phenolic compounds (e.g. isolation of natural products), carboxylic acids, aromatic nitro compounds

For SPE columns packed with polyamide see CHROMABOND® PA page 26.

Ordering information

Designation	Particle size	1 kg	5 kg
Polyamide CC 6, < 0.07 mm	< 0.07 mm	815610.1	
Polyamide CC 6, 0.05 - 0.16 mm	0.05 - 0.16 mm	815620.1	815620.5
Polyamide CC 6, 0.10 - 0.30 mm	0.10 - 0.30 mm	815600.1	815600.5

Unmodified cellulose

- cellulose MN 100:** native fibrous cellulose, standard grade
average degree of polymerisation 620 - 680, fibre length (85 %) 20 - 100 µm,
specific surface acc. to Blaine ~ 6500 cm²/g
residue on ignition < 10000 ppm, < 20 ppm Fe, < 5 ppm Cu, < 7 ppm P, CH₂Cl₂ extract < 0.20 %
- cellulose MN 2100:** native fibrous cellulose, purified grade (washed with different eluents)
average degree of polymerisation 620 - 680, fibre length (85 %) 20 - 75 µm,
specific surface acc. to Blaine ~ 5500 cm²/g
residue on ignition < 1000 ppm, < 2 ppm Fe, < 1 ppm Cu, < 2 ppm P, CH₂Cl₂ extract < 0.15 %
grade MN 2100ff is a defatted cellulose MN 2100 with a CH₂Cl₂ extract < 0.02 %

Ordering information

Designation	1 kg	5 kg	25 kg
Cellulose MN 100	815050.1	815050.5	815050.25
Cellulose MN 2100	815060.1	815060.5	815060.25
Cellulose MN 2100ff (cellulose MN 2100 defatted)	815070.1		



Liquid Chromatography



Basic principles of TLC 170 - 172

MN ready-to-use layers for TLC

Summary	174
Standard silica layers	175
Unmodified silica for HPTLC	177
Modified silica for HPTLC	180
Aluminium oxide layers	185
Cellulose layers	186 - 187
Layers for special separations	188
Chromatography papers	191

TLC micro-sets

Introductory kits for TLC	192 - 193
Accessories for TLC	194
Spray reagents	194

Adsorbents for TLC

Silica, aluminium oxide, polyamide, cellulose, fluorescent indicators	195 - 196
---	-----------



Basic principles of TLC

Thin layer chromatography (TLC) and high performance thin layer chromatography (HPTLC), also called planar chromatography, are, like all chromatographic techniques, based on a multistage distribution process involving

- a suitable adsorbent (the stationary phase) coated as a thin layer onto a suitable support (e.g. glass plate, polyester or aluminium sheet)
- solvents or solvent mixtures (the mobile phase or eluent)
- the sample molecules

The principle of TLC is known for more than 100 years [M. W. Beyerinck, Z. Phys. Chem. 3 (1889) 110]. The real break-through as an analytical method, however, came about 50 years ago as a consequence of the pioneering work of Egon Stahl [Thin layer chromatography, 2nd edition, Springer-Verlag Berlin, Reprint 1988].

Today TLC has gained increasing importance as an analytical separation technique, which is probably due to effects of instrumentalisation and automatisisation [H. Jork, Laborpraxis 2 (1992) 110]. At the same time the applicability of thin layer chromatography was enhanced by the development of new adsorbents and supports.

Today MACHEREY-NAGEL offers a versatile range of ready-to-use layers, which are the result of 45 years of continuous research and development.

Principle steps of a thin layer chromatographic separation

Sample preparation

For separation the sample must meet several requirements to obtain good results. Since the TLC plate is a disposable product, sample preparation in general is not as demanding as for the other chromatographic methods. However, eventually several steps for sample pretreatment may be necessary. These include sampling, mechanical crushing of a sample, extraction steps, filtration and sometimes enrichment of interesting components or clean-up, i.e. removal of undesired impurities.

Our TLC micro-sets introduce some simple methods of sample pretreatment. The dyes or dye mixtures of the beginner's set do not require complicated procedures. The advanced sets require the user to carry out some additional steps for preparing a sample, thus introducing the user to techniques often performed in industrial laboratories.

Thorough preparation of samples is an important prerequisite for the success of a TLC separation. For our range of products for more demanding sample pretreatment please see the chapter "SPE" from page 2.

Sample application

The aim of a chromatographic separation determines how the sample should be applied to the TLC plate or sheet. The most frequent technique is application with a glass capillary as spot or short streak.

Features of modern TLC/HPTLC

The success of thin layer chromatography as a highly efficient microanalytical separation method is based on a large number of advantageous properties:

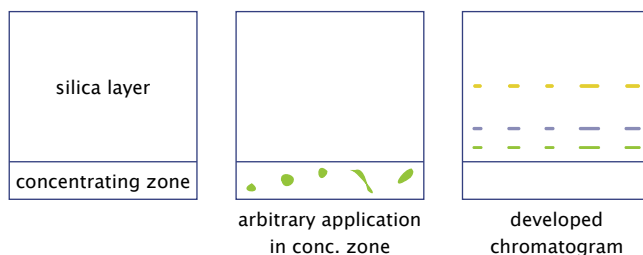
- high sample throughput in a short time
- suitable for screening tests
- pilot procedure for HPLC and flash chromatography
- after separation the analytical information can be stored for a longer period of time (the TLC ready-to-use layer acts as storage medium for data)
- separated substances can be subjected to subsequent analytical procedures (e.g. IR, MS) at a later date
- rapid and cost-efficient optimisation of the separation due to easy change of mobile and stationary phase

For a better understanding of a thin layer chromatographic separation we describe here the basic steps:

- sample preparation
- sample application
- development of a chromatogram, separation techniques
- evaluation in TLC – visualisation of separated substances, qualitative and quantitative determinations

Application as streak will yield better results especially for instrumental quantification. For both types of application some manual skill is required to obtain reproducible results. Substance zones which are too large from the beginning will cause poor separation since during chromatography they will become even larger and more diffuse.

A valuable aid for manual application especially of large volumes of very dilute samples is the concentrating zone (e.g. SILGUR-25 UV₂₅₄), which consists of a chromatographically inactive adsorbent (kieselguhr). The substances to be separated are concentrated to a small band in the concentrating zone and the separation starts at the beginning of the chromatographically active adsorbent silica.



Another method for sample concentration is a short pre-elution (few mm) with a solvent, in which all substances have a high R_f value.



If a quantitative evaluation with a TLC scanner is to follow the separation we recommend to use commercially available sample applicators for spotting. These range from simple spotting guides via nanoapplicators to completely automated spotting devices. Application as streak can be performed automatically by spraying of the sample without touching the layer of the TLC plate. Application as band over the whole width of the TLC plate is especially important for preparative TLC.

After application allow the solvent of the samples to evaporate completely (about 10 minutes) or blow with cold or hot air. Development of a chromatogram should never start before the solvent of the applied samples is evaporated completely.

Developing a chromatogram – separation techniques

The most frequently used separation technique is ascending TLC in a trough chamber (standard method, linear development). Usually it is applied as single development. However, multiple development, with or without change of eluent (step technique) can improve separation results. For 2-dimensional development only 1 spot of the sample is applied in one edge of a plate. After chromatography in the first direction the plate is dried, turned by 90° and developed in the 2nd dimension with another eluent. Thus complicated mixtures give 2-dimensional chromatograms taking advantage of the different separating properties of two eluents.

For selection and optimisation of the eluent numerous publications are available. A generally applicable standardised optimisation method is described by H. Keuer et al. [in "Proceedings of the International Symposium on Instrumental TLC", Brighton, Sussex, UK 1989, 105 – 114]

It is important to pay attention to the atmosphere in the developing chamber. If reproducible migration distances are required, saturation of the chamber atmosphere with eluent vapour is necessary. For this purpose the developing chamber is lined with well absorbing chromatography paper (e.g. MN 260) and charged with a correspondingly larger volume of eluent.

Another interesting technique is the PMD technique (Programmed Multiple Development) [K. Burger, Fresenius Z. Anal. Chem. **318** (1984) 228 – 233], which is a true gradient development on silica for TLC. Contrary to the common multiple development every single run is slightly longer than the previous one. Thus broadening of substance zones during chromatography is easily compensated for. Usually, about 10 to 25 development cycles are run, generally with a universal gradient. Since this technique can be automated, you can also find the name AMD (Automated Multiple Development) [K. Burger, Pflanzenschutz-Nachrichten Bayer 41,2 (1988) 173] (also see our nano plates with extremely thin silica layer, page 179). It should be noted, that the considerable increase in performance with these techniques also requires a considerable increase in instrumental expense.

Evaluation of a thin layer chromatogram

Evaluation depends on the purpose of the chromatographic analysis. For qualitative determination often localisation of substances is sufficient. This can be easily achieved by parallel runs with reference substances.

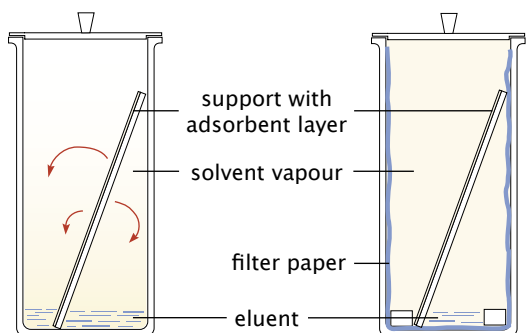
A parameter often used for qualitative evaluation is the R_f value (retention factor) or the 100fold value hR_f . The R_f value is defined as follows:

$$R_f = \frac{\text{distance starting line - middle of spot}}{\text{distance starting line - solvent front}} = \frac{b}{a}$$

i. e. the R_f values are between 0 and 1, best between 0.1 and 0.8 (i. e. 10 – 80 for hR_f). If reproducible R_f values are to be obtained, it is essential that several parameters such as chamber saturation, composition of solvent mixtures, temperature etc. are strictly controlled.

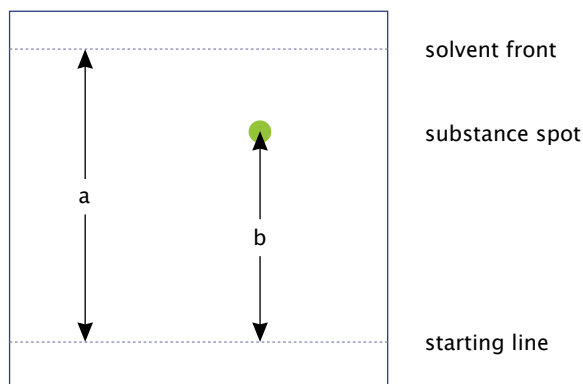
Quantitative evaluation is possible by suitable calibration measurements. For this purpose either the area of a substance spot is measured or a photometric evaluation is performed directly on the layer. The latter procedure, however, requires a higher instrumental expense.

The following paragraphs describe the most frequently used methods for evaluation in TLC.



A) normal saturation, arrows show evaporation of eluent from the layer

B) chamber lined with filter paper, saturated with eluent vapour



solvent front

substance spot

starting line




Basic principles of TLC

Qualitative detection

Qualitative evaluation is generally made directly on the TLC plate via the characteristic R_f values of substances, i. e. the ratio of distance start – substance zone to distance start – solvent front and specific chemical reactions.

Visualisation of separated substances

First of all it is necessary to recognise the position of a substance spot. Only in very few cases the sample is a dye which can be seen with the naked eye. Much more often for unspecific visualisation substances can be viewed under UV light, since many substances show a UV absorption. If a fluorescent indicator is added to the layer, all substances absorbing in the respective region of wave length cause a quenching of the fluorescence, i. e. they appear as dark spots on the fluorescent layer. Customary fluorescent indicators are excited at 254 nm or (less frequently) at 366 nm with a mercury lamp. For our programme of fluorescent indicators for TLC please see page 196.



Identification of separated substances is possible via the R_f value compared to the pure compound, which is often applied simultaneously on the same plate.

For a number of compounds their native fluorescence can be used for visualisation, which is excited by UV light (mostly long-wave UV) (e.g. aflatoxins). This allows not only determination of the R_f value, but often enables a further qualitative assignment.

If these methods do not allow localisation or characterisation of a substance, post-chromatographic detection methods can be applied, chemical reactions on the TLC plate [H. Jork et al., *Dünnschicht-Chromatographie*, VCH Verlagsgesellschaft, 1989]. Quite unspecific reactions are iodine adsorption and the charring technique (spraying with sulphuric acid and heat treatment).

More reliable results are possible with specific reagents for spraying or dipping, which form coloured or fluorescent compounds with the substances to be detected. Depending on the sensitivity of these reactions they are not only used for group or substance specific characterisation (in addition to the R_f value) but also for quantification down to trace levels. As example take the ninhydrin reaction. Formation of a (usually red) zone with this detection method yields the information, that a certain group of substances, e.g. α -amino acids, are present. The R_f value allows further assignment to one or several single compounds.

For identification of a substance a combination of different detection methods can be useful. Thus almost all lipids can be converted to products with light green fluorescence by reaction with 2',7'-dichlorofluorescein. Adsorption of iodine vapour enables a differentiation between saturated and unsaturated lipids or lipids containing nitrogen. And finally the R_f value is a third means of identification.

Here are some general remarks concerning spraying: use all spray reagents under a fume hood. The developed, dried TLC plate or sheet is placed on a sheet of filter paper for spraying. Usually it is sufficient to fill the sprayer with about 5 – 10 ml solution. Spray from a distance of about 15 cm with the aid of a rubber ball or – if available – with pressurised air. It is always better to spray a layer twice very thinly and evenly (with intermediate drying), than to saturate the layer with excessive spray reagent. In the latter case spots tend to become diffuse. After visualisation mark outlines of zones with a lead pencil, because some spots tend to fade after a while.

Especially for quantitative evaluation short dipping of the layer in the respective reagent solution is recommended. For this purpose automatic instruments are commercially available, which allow reproducible dipping.

When a substance is localised on the TLC plate (e.g. in the UV), but not yet identified, TLC scanners allow recording of UV spectra of individual substance zones directly on the layer, or the zone is removed by scratching or cutting (for sheets), eluted and further analysed, e.g. by FT-IR, RAMAN, NMR or mass spectroscopy.

Quantitative evaluation

Often TLC is considered to be only a semiquantitative analytical procedure. This is true for visual evaluation of spots, since the eye can only compare but not measure absolute values. If, however, a direct optical evaluation („in situ“ measurement) is performed on the TLC plate with a thin layer scanner, after measurement of calibration functions exact quantitative results are possible. Commercial scanners offer many features such as evaluation in absorption and fluorescence, unattended programmed scanning of lanes, multi-wave length measurement, background correction, selectable base line for integration, recording of spectra, evaluation of circular or anti-circular chromatograms with very high ease of operation. In addition to manual operation control by a computer is possible with respective data collection and storage. Usually wavelengths from 200 to 700 nm are available (visible and UV), e.g. all post-chromatographic (and of course all pre-chromatographic) visualisation procedures are evaluated with the proper wavelength, which is determined with the instrument. Time requirements for all these possibilities are extremely low. Interlaboratory experiments with standard deviations of 2 % show how excellent results are obtainable [Planar Chromatography, Vol. 1, ed. R. E. Kaiser, Dr. Alfred Hüthig Verlag, Heidelberg, 1986].



Advantages of MN plates and sheets for TLC


- **continuous high quality**
guaranteed by stringent production control including standardised lot tests, surface checks for roughness or cracks as well as hardness and adherence checks
- **comprehensive range of phases for TLC / HPTLC**
there is no universal TLC plate which meets all possible types of analyses. Our versatile range of TLC ready-to-use layers covers many different types of applications.
- **immediately ready for chromatographic separation**
coatings or impregnations are not necessary
- **homogeneous, smooth, well adhering layers**
an important criterion especially for reproducible quantitative evaluation



Electron microscope photograph of a cross section through a glass plate with silica layer (magnification x 500)

Adsorbents for MN plates and sheets for TLC

- **classical adsorbents**
for ~80 % of all TLC separations silica 60 (mean pore diameter 60 Å = 6 nm) is used. Other classical adsorbents are aluminium oxide, cellulose, kieselguhr, ion exchangers and polyamide.
- **special phases**
reversed phases, mainly C18 (octadecyl) modified silica, but also cyano-, amino-, diol and RP-2 modified silica are available. Special layers for specific separations, like our CHIRALPLATE for enantiomer separation complete the versatile range of TLC plates.
- **particle size distribution and thickness of layer**
are chosen to fit the given type of application (e.g. HPTLC, standard or preparative separations)
- most MN ready-to-use layers are available with or without fluorescent indicator



Electron microscope photograph of a cross section through an aluminium sheet with silica layer (magnification x 500)

Supports for ready to use layers for TLC

Physical properties of support materials

	glass plates	POLYGRAM®	ALUGRAM®
Material	glass	polyester	aluminium
Thickness (approx.)	1.3 mm	0.2 mm	0.15 mm
Weight, packaging and storage requirements	high	low	low
Torsional strength	ideal	low	relatively high
Temperature stability	high	max. 185 °C	high
Susceptible to breakage	yes	no	no
Can be cut with scissors	no	yes	yes
Chemical resistance of support materials			
against solvents	high	high	high
against mineral acids and conc. ammonia	high	high	low
Stability of the binder system of NP plates in water			
suitability for aqueous detection reagents	depends on the phase	very suitable	limited suitability



Summary of MN ready-to-use layers for TLC

Phase	Layer	Page
Standard silica		
ADAMANT	silica 60, improved binder system, optimized particle size distribution	175
SIL G	silica 60, standard grade, particle size 5 - 17 µm	176
DURASIL	silica 60, special binder system	176
SIL N-HR	high purity silica 60, special binder system, higher gypsum content	177
SILGUR	silica 60 with kieselguhr concentrating zone	177
Unmodified silica for HPTLC		
Nano-SILGUR	nano silica 60, with kieselguhr concentrating zone	177
Nano-ADAMANT	nano silica 60, optimised binder system and particle size distribution	178
Nano-SIL	nano silica 60, standard grade, particle size 2 - 10 µm	179
Nano-DURASIL	nano silica 60, special binder system	179
AMD SIL	nano silica 60, extremely thin layer for AMD procedure	179
Modified silica for HPTLC		
Nano-SIL C18-50/C18-100	nano silica with partial or complete C18 modification	180
RP-18 W/UV ₂₅₄	nano silica with partial octadecyl modification, wettable with water	181
RP-2/UV ₂₅₄	silanised silica = dimethyl-modified silica 60	181
Nano-SIL CN	cyano-modified nano silica	182
Nano-SIL NH ₂	amino-modified nano silica	183
Nano-SIL DIOL	diol-modified nano silica	184
Aluminium oxide		
ALOX-25 / ALOX N	aluminium oxide	185
Cellulose, unmodified and modified		
CEL 300	native fibrous cellulose MN 300	186
CEL 400	microcrystalline cellulose MN 400 (AVICEL®)	186
CEL 300 DEAE	diethylaminoethyl-modified cellulose ion exchanger	187
CEL 300 DEAE/HR	mixed layer of cellulose ion exchanger and high purity cellulose	187
CEL 300 PEI	polyethyleneimine-impregnated cellulose ion exchanger	187
CEL 300 AC	acetylated cellulose MN 300	187
Layers for special separations		
POLYAMIDE-6	perlon = ε-aminopolycaprolactame	188
CHIRALPLATE	RP silica with Cu ²⁺ ions and chiral reagent, for enantiomer separation	188
SIL G-25 HR	high purity silica 60 with gypsum, recommended for aflatoxin analysis	189
SIL G-25 Tenside	silica G with ammonium sulphate for separation of surfactants	189
GUR N	kieselguhr	189
Nano-SIL PAH	nano silica with special impregnation for PAH analysis	190
IONEX-25 SA-Na	mixed layer of strongly acidic cation exchanger and silica	190
IONEX-25 SB-AC	mixed layer of strongly basic anion exchanger and silica	190
ALOX/CEL-AC-Mix	mixed layer of aluminium oxide and acetylated cellulose	190
SILCEL-Mix	mixed layer of cellulose and silica	190
GURSIL-Mix	mixed layer of kieselguhr and silica	190



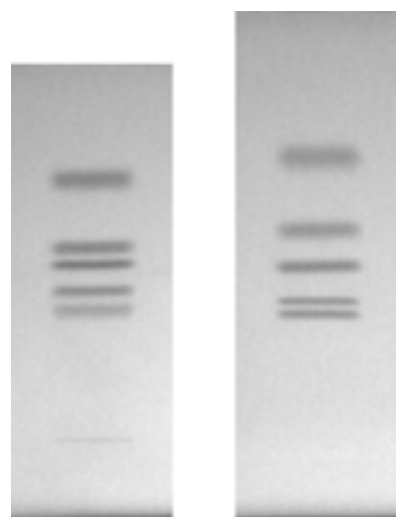
ADAMANT

unmodified standard silica layers

- silica 60, specific surface (BET) ~ 500 m²/g, mean pore size 60 Å, specific pore volume 0.75 ml/g, particle size 5 – 17 µm
- outstanding hardness and abrasion resistance** due to an optimized binder system
- increased separation efficiency** due to an optimized particle size distribution
- high suitability for trace analyses** resulting from a UV indicator with increased brilliance and a low-noise background of the layer

Separation of steroids

Layers: ADAMANT UV₂₅₄, SIL G/UV₂₅₄
 Eluent: chloroform – methanol (97:3)
 Developing time: 10 minutes
 0.1 % solution in CCl₃



ADAMANT UV₂₅₄

SIL G/UV₂₅₄

R _f	ADAMANT	SIL G
Cortisone	0.37	0.27
Corticosterone	0.43	0.30
Testosterone	0.50	0.39
Deoxycorticosterone	0.55	0.46
Progesterone	0.73	0.62
Migration distance	5.0 cm	5.7 cm

MN Appl. No. 402930

Separation of barbiturates

Layer: ADAMANT UV₂₅₄
 Eluent: chloroform – acetone (95:5, v/v)
 Migration distance: 73 mm in 20 minutes
 Sample volume: 1 µl



Substance	R _f
Thiamylal (0.5 %)	0.69
Thiopental (1.0 %)	0.65
Hexobarbital (5.0 %)	0.41
Pentobarbital (1.0 %)	0.26
Phenobarbital (1.0 %)	0.18

MN Appl. No. 402950

For more applications of ADAMANT ready-to-use layers, check our application database at www.mn-net.com

Ordering information

Plate size [cm]	2.5 x 7.5	5 x 10	5 x 20	10 x 10	10 x 20	20 x 20	Fluorescent indicator	Thickness of layer
Pack of [plates]	100	50	200	100	25	50		
Glass plates								
ADAMANT		821040	821040.200		821050	821060	-	0.25 mm
ADAMANT UV ₂₅₄	821005	821010	821010.200	821015	821020	821025	UV ₂₅₄	0.25 mm



Standard silica layers for TLC

SIL G

unmodified standard silica layers

- silica 60, specific surface (BET) ~ 500 m²/g, mean pore size 60 Å, specific pore volume 0.75 ml/g, particle size 5 – 17 µm; standard grade
- thickness of layer for analytical plates 0.25 mm, for preparative plates 0.5 and 1 mm; for 2 mm preparative layers a slightly coarser material is used
- indicators: manganese activated zinc silicate with green fluorescence for short-wave UV (254 nm); special inorganic fluorescent pigment with blue fluorescence for long-wave UV (366 nm)
- binders: highly polymeric products, which are stable in almost all organic solvents and resistant towards aggressive visualisation reagents; binder system for POLYGRAM® sheets is also completely stable in purely aqueous eluents

Ordering information

Glass plates								
Plate size [cm]	2.5 x 7.5	5 x 10	5 x 20	10 x 10	10 x 20	20 x 20	40 x 20	Thickness of layer
Pack of [plates]	100	50	200	100	25	50	25	
SIL G-25		809017	809017.200	809011		809012	809013	0.25 mm
SIL G-25 UV ₂₅₄	809028.100	809027	809027.200	809021	809020	809022	809023	0.25 mm
SIL G-25 UV ₂₅₄₊₃₆₆				809121		809122	809123	0.25 mm
Pack of [plates]							20	
SIL G-50						809051		0.50 mm
SIL G-50 UV ₂₅₄						809053		0.50 mm
Pack of [plates]							15	
SIL G-100						809061		1.00 mm
SIL G-100 UV ₂₅₄						809063		1.00 mm
Pack of [plates]							12	
SIL G-200						809073		2.00 mm
SIL G-200 UV ₂₅₄						809083		2.00 mm
POLYGRAM® polyester sheets								
Plate size [cm]	2.5 x 7.5	4 x 8		5 x 20		20 x 20	40 x 20	
Pack of [plates]	200	50		50		25	25	
SIL G	805902	805032		805012		805013	805014	0.20 mm
SIL G/UV ₂₅₄	805901	805021		805022		805023	805024	0.20 mm
SIL G/UV ₂₅₄				Roll 500 x 20 cm			805017	0.20 mm
ALUGRAM® aluminium sheets								
Plate size [cm]	2.5 x 7.5	4 x 8	5 x 7.5	5 x 10	5 x 20	10 x 20	20 x 20	
Pack of [plates]	200	50	20	50	50	20	25	
SIL G			818030.20	818161	818032	818163	818033	0.20 mm
SIL G/UV ₂₅₄	818129	818131	818130.20	818160	818132	818162	818133	0.20 mm

DURASIL

unmodified standard silica layers

- silica 60, specific surface (BET) ~ 500 m²/g, mean pore size 60 Å, specific pore volume 0.75 ml/g, particle size 5 – 17 µm
- hard, water-resistant and wettable layers due to a special binder system

Ordering information

Plate size [cm]	5 x 10	5 x 20	10 x 20	20 x 20	Thickness of layer	Fluorescent indicator
Pack of [plates]	50	200	100	50	25	
Glass plates						
DURASIL-25			812003	812004	0.25 mm	-
DURASIL-25 UV ₂₅₄	812005	812005.200	812006	812007	812008	0.25 mm UV ₂₅₄



SIL N-HR

unmodified standard silica layers

- high purity silica 60, specific surface (BET) ~ 500 m²/g, mean pore size 60 Å, specific pore volume 0.75 ml/g, particle size 5 - 17 µm
different binder system compared to SIL G results in different separation characteristics
- a special feature of the POLYGRAM® SIL N-HR is a **higher gypsum content**

Ordering information

Plate size [cm]	5 x 20	20 x 20	Thickness of layer	Fluorescent indicator
Pack of [plates]	50	25		
POLYGRAM® polyester sheets				
SIL N-HR	804012	804013	0.20 mm	-
SIL N-HR/UV ₂₅₄	804022	804023	0.20 mm	UV ₂₅₄

For plates SIL G-HR for aflatoxin separation please see page 189.

SILGUR

unmodified standard silica layers with concentrating zone

- silica 60, specific surface (BET) ~ 500 m²/g, mean pore size 60 Å, specific pore volume 0.75 ml/g, particle size 5 - 17 µm
- kieselguhr zone for rapid sample application:** because kieselguhr is completely inert towards a large number of compounds, the samples always form a narrow band at the interface of the two adsorbents, irrespective of shape, size or position of the spots in the concentrating zone (see page 170). Separation then takes place in the silica layer.

Ordering information

Plate size [cm]	10 x 20	20 x 20	Thickness of layer	Fluorescent indicator
Pack of [plates]	50	25		
Glass plates				
SILGUR-25	810012	810013	0.25 mm	-
SILGUR-25 UV ₂₅₄	810022	810023	0.25 mm	UV ₂₅₄

Nano-SILGUR

unmodified nano silica layers with concentrating zone

- nano** silica 60, specific surface (BET) ~ 500 m²/g, mean pore size 60 Å, specific pore volume 0.75 ml/g, **particle size 2 - 10 µm**
- narrow fractionation of the silica particles allows sharper separations, shorter developing times, shorter migration distances, lower amount of samples and an increased detection sensitivity compared to standard silica
- with kieselguhr zone for rapid sample application (see SILGUR above)

Ordering information

Plate size [cm]	10 x 10	Thickness of layer	Fluorescent indicator
Pack of [plates]	25		
Glass plates			
Nano-SILGUR-20	811032	0.20 mm	-
Nano-SILGUR-20 UV ₂₅₄	811042	0.20 mm	UV ₂₅₄



Nano silica layers for HPTLC

Nano-ADAMANT

unmodified nano silica layers

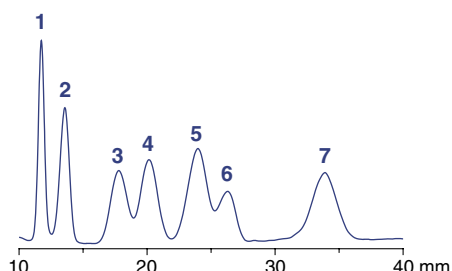
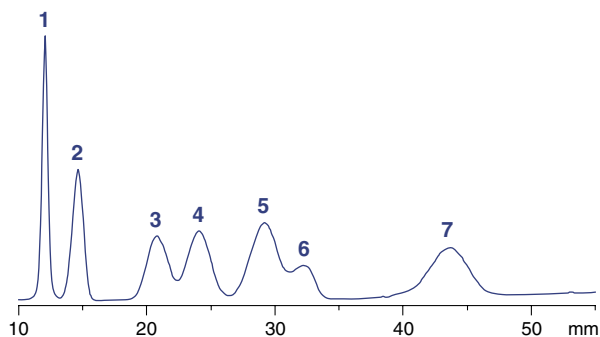
- ◆ nano silica 60, specific surface (BET) ~ 500 m²/g, mean pore size 60 Å, specific pore volume 0,75 ml/g, particle size 2 - 10 μm
- ◆ **outstanding hardness and abrasion resistance** due to an optimized binder system
- ◆ **increased separation efficiency** due to an optimized particle size distribution
- ◆ **high suitability for trace analyses** resulting from a UV indicator with increased brilliance and a low-noise background of the layer
- ◆ narrow fractionation of the silica particles allows theoretical plate heights, which are one order of magnitude smaller than on standard silica layers with the advantage of sharper separations, shorter developing times, shorter migration distances, lower amount of samples, and increased detection sensitivity with equal selectivity

Thin Layer Chromatography

Comparison of ADAMANT and Nano-ADAMANT plates for separation of anthraquinone dyes


Layers: A) ADAMANT
B) Nano-ADAMANT
Sample: 1 μl, about 0.1 %
Eluent: toluene – cyclohexane (4:3, v/v)
Migration time: A) 30 min, B) 15 min

Peaks:
1. Blue 3
2. Violet 2
3. Red
4. Green
5. Blue 1
6. Greenish blue
7. Violet 1



Ordering information

	Plate size [cm]	5 x 5	10 x 10	10 x 20	Thickness of layer	Fluorescent indicator
	Pack of [plates]	100	25	50		
Glass plates						
Nano-ADAMANT-20		821130	821140	821150	0.20 mm	-
Nano-ADAMANT-20 UV ₂₅₄		821100	821110	821120	0.20 mm	UV ₂₅₄



Nano-SIL

unmodified nano silica layers

- 🔸 nano silica 60, specific surface (BET) ~ 500 m²/g, mean pore size 60 Å, specific pore volume 0,75 ml/g, **particle size 2 - 10 µm**
- 🔸 indicator: manganese activated zinc silicate with green fluorescence for short-wave UV (254 nm)
- 🔸 binder: highly polymeric product, which is stable in almost all organic solvents and resistant towards aggressive visualisation reagents
- 🔸 narrow fractionation of the silica particles allows sharper separations, shorter developing times, shorter migration distances, smaller samples and an increased detection sensitivity compared to SIL G plates

Ordering information

Plate size [cm]	5 x 5	5 x 20	10 x 10	10 x 20	20 x 20	Thickness of layer	Fluorescent indicator
Pack of [plates]	100	50	25	50	25		
Glass plates							
Nano-SIL-20	811011		811012	811013		0.20 mm	-
Nano-SIL-20 UV ₂₅₄	811021		811022	811023		0.20 mm	UV ₂₅₄
ALUGRAM® aluminium sheets							
Nano-SIL G		818140			818141	0.20 mm	-
Nano-SIL G/UV ₂₅₄		818142			818143	0.20 mm	UV ₂₅₄

Nano-DURASIL

unmodified nano silica layers

- 🔸 nano silica 60, specific surface (BET) ~ 500 m²/g, mean pore size 60 Å, specific pore volume 0,75 ml/g, **particle size 2 - 10 µm**
- 🔸 indicator: manganese activated zinc silicate with green fluorescence for short-wave UV (254 nm)
- 🔸 hard, water-resistant and wettable layers due to a special binder system
- 🔸 narrow fractionation of the silica particles allows sharper separations, shorter developing times, shorter migration distances, smaller samples and an increased detection sensitivity compared to DURASIL plates
- 🔸 different selectivity compared to ADAMANT and SIL-G plates
- 🔸 no reversed phase tendency, more polar than SIL-G

Ordering information

Plate size [cm]	5 x 5	10 x 10	10 x 20	Thickness of layer	Fluorescent indicator
Pack of [plates]	100	25	50		
Glass plates					
Nano-DURASIL-20		812010	812011	0.20 mm	-
Nano-DURASIL-20 UV ₂₅₄	812012	812013	812014	0.20 mm	UV ₂₅₄

AMD SIL

thin unmodified nano silica layers

- 🔸 nano silica 60, specific surface (BET) ~ 500 m²/g, mean pore size 60 Å, specific pore volume 0,75 ml/g, **particle size 2 - 10 µm**
- 🔸 very thin nano silica layer for the AMD procedure (automated multiple development), which allows rapid and efficient simultaneous analyses of several active ingredients at ultra trace levels (see page 171)

Ordering information

Plate size [cm]	10 x 20	Pack of [plates]	Thickness of layer	Fluorescent indicator
Glass plates				
AMD SIL G-05 UV ₂₅₄	811101	5	0.05 mm	UV ₂₅₄
AMD SIL G-10 UV ₂₅₄	811103	25	0.10 mm	UV ₂₅₄



Modified RP silica layers for HPTLC

Nano-SIL C 18

octadecyl-modified nano silica layers

- base material: silica 60, specific surface (BET) ~ 500 m²/g, mean pore size 60 Å, specific pore volume 0.75 ml/g, **particle size 2 – 10 µm**, pH stability 2 – 10
indicator: acid-resistant product with a pale blue fluorescence for short-wave UV (254 nm); UV-absorbing substances appear as dark-blue to black spots on a light-blue background
- partial (50 %) or complete (100 %) octadecyl modification, carbon content 7.5 and 14 %, respectively
- order of polarity: silica > DIOL > NH₂ > CN > RP-2 > **C 18-50** > RP-18 W > **C 18-100**
- reversed phase separation mode with eluents from anhydrous solvents to mixtures with high concentrations of water (see table below)
- recommended application: alkaloids, amino acids, preservatives, optical brighteners, barbiturates, polycyclic aromatic hydrocarbons (PAH), drugs, peptides, flavonoids, phenols, indole derivatives, steroids

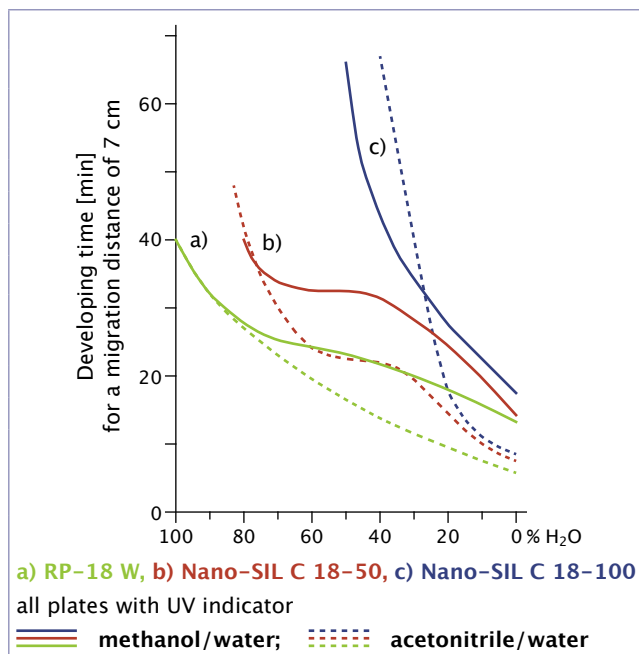
Ordering information

Plate size [cm]	10 x 10	Thickness of layer	Fluorescent indicator
Pack of [plates]	25		
Glass plates			
Nano-SIL C 18-50	} 50 % silanised	0.20 mm	-
Nano-SIL C 18-50 UV ₂₅₄			UV ₂₅₄
Nano-SIL C 18-100	} 100 % silanised	0.20 mm	-
Nano-SIL C 18-100 UV ₂₅₄			UV ₂₅₄

Migration of C 18-50 and C 18-100 silica layers as compared to RP-18 W plates

Eluent	v/v	Migration distances [mm/15 min]		
		C 18-50	C 18-100	RP-18 W
methanol/H ₂ O	2:1	57	45	44
	1:1	52	21	40
	1:2	50	0	43
	1:3	40	0	45
	1:4	30	0	46
	0:1	0	0	54
acetonitrile/H ₂ O	2:1	62	46	66
	1:1	52	30	54
	1:2	51	27	46
	1:3	48	15	44
	1:9	20	0	42
chloroform		68	64	71

Elution properties of MN RP plates in mixtures of methanol/water and acetonitrile/water



For numerous separations with MN RP plates please visit our application database at www.mn-net.com



RP-18 W/UV₂₅₄

octadecyl-modified nano silica layers

- ◆ base material: silica 60, specific surface (BET) ~ 500 m²/g, mean pore size 60 Å, specific pore volume 0.75 ml/g, mean particle size 9 µm, pH stability 2 - 10
 indicator: acid-resistant product with a pale blue fluorescence for short-wave UV (254 nm); UV-absorbing substances appear as dark-blue to black spots on a light-blue background
- ◆ partial octadecyl (C₁₈) modification, wettable with water, carbon content 14 %
- ◆ order of polarity: silica > DIOL > NH₂ > CN > RP-2 > C 18-50 > **RP-18 W** > C 18-100
- ◆ normal phase or reversed phase separation modes with eluents from anhydrous solvents to mixtures with high concentrations of water (see table on previous page); the relative polarity of the eluent determines the polarity of the layer
- ◆ recommended application: aminophenols, barbiturates, preservatives, nucleobases, polycyclic aromatic hydrocarbons, steroids, tetracyclines, plasticizers (phthalates)

Ordering information

Glass plates						
Plate size [cm]	5 x 20	10 x 10	10 x 20	20 x 20	Thickness of layer	Fluorescent indicator
Pack of [plates]	50	25	50	25		
RP-18 W/UV ₂₅₄	811073	811075	811072	811071	0.25 mm	UV ₂₅₄
Pack of [plates]				15		
RP-18 W/UV ₂₅₄				811074	1.00 mm	UV ₂₅₄
ALUGRAM® aluminium sheets						
Plate size [cm]	4 x 8	5 x 10	5 x 20	10 x 10	20 x 20	
Pack of [plates]	50	50	50	25	25	
RP-18 W/UV ₂₅₄	818144	818152	818145	818147	818146	0.15 mm UV ₂₅₄

RP-2/UV₂₅₄

“silanised silica” = dimethyl-modified standard silica layers

- ◆ base material: silica 60, specific surface (BET) ~ 500 m²/g, mean pore size 60 Å, specific pore volume 0.75 ml/g, particle size 5 - 17 µm, pH stability 2 - 10
 indicator: acid-resistant product with a pale blue fluorescence for short-wave UV (254 nm); UV-absorbing substances appear as dark-blue to black spots on a light-blue background
- ◆ silanised silica with dimethyl modification, carbon content 4 %
- ◆ order of polarity: silica > DIOL > NH₂ > CN > **RP-2** > C 18-50 > RP-18 W > C 18-100
- ◆ normal phase or reversed phase separation modes with purely organic, organic - aqueous or purely aqueous eluents
- ◆ recommended application: active plant constituents, steroids

Ordering information

Plate size [cm]	4 x 8	10 x 10	10 x 20	20 x 20	Thickness of layer	Fluorescent indicator
Pack of [plates]	50	25	50	25		
Glass plates						
RP-2/UV ₂₅₄		811080	811081	811082	0.25 mm	UV ₂₅₄
ALUGRAM® aluminium sheets						
RP-2/UV ₂₅₄	818170			818171	0.15 mm	UV ₂₅₄



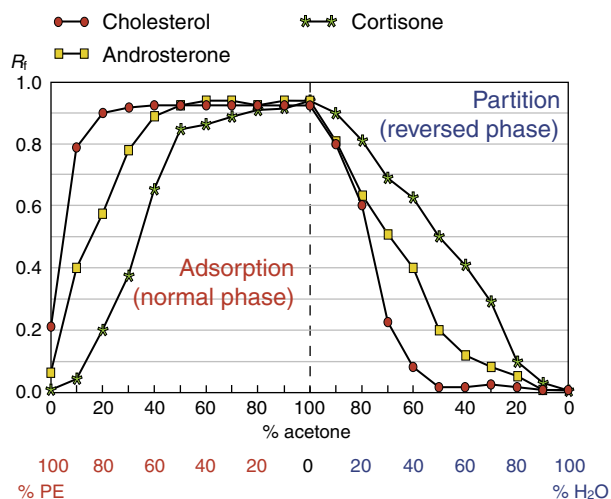
Modified silica layers for HPTLC

Nano-SIL CN

cyano-modified nano silica layers

- ⊕ base material: silica 60, specific surface (BET) ~ 500 m²/g, mean pore size 60 Å, specific pore volume 0.75 ml/g, **particle size 2 – 10 μm**, pH stability 2 – 8
indicator: acid-resistant product with a pale blue fluorescence for short-wave UV (254 nm); UV-absorbing substances appear as dark-blue to black spots on a light-blue background
- ⊕ cyanopropyl modification, carbon content 5.5 %
- ⊕ order of polarity: silica > DIOL > NH₂ > **CN** > RP-2 > C 18-50 > RP-18 W > C 18-100
- ⊕ available as glass plates or ALUGRAM® aluminium sheets
- ⊕ normal phase or reversed phase separation modes depending on the polarity of the developing solvent (see figure below)
- ⊕ recommended application: steroid hormones, phenols, preservatives

R_f values of different steroids as a function of eluent composition



Layer: Nano-SIL CN/UV

Polarity of the eluent governs the type of separation mechanism:

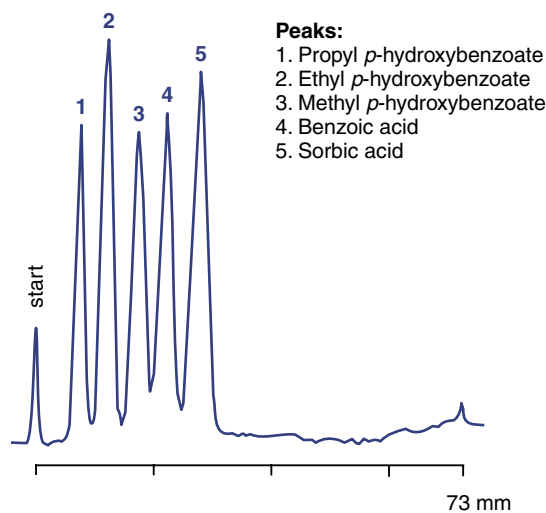
eluent system petroleum ether (PE) – acetone (NP mode)
the higher the concentration of PE, the stronger are the adsorptive interactions of the steroids with the stationary phase

eluent system acetone – water (RP mode)

the sequence of elution of the steroids is reversed, the most nonpolar compounds are most strongly retained

Separation of preservatives

Layer: Nano-SIL CN/UV
Sample volume: 400 nl
Eluent: ethanol – water – glacial acetic acid
20:80:0.2 with 0.1 mol/l tetraethylammonium chloride
Migration distance: 7.3 cm in 30 min
Detection: TLC scanner, UV 254 nm




- Peaks:**
1. Propyl *p*-hydroxybenzoate
 2. Ethyl *p*-hydroxybenzoate
 3. Methyl *p*-hydroxybenzoate
 4. Benzoic acid
 5. Sorbic acid

MN Appl. No. 401440

Ordering information

Plate size [cm]	4 x 8	10 x 10	10 x 20	20 x 20	Thickness of layer	Fluorescent indicator
Pack of [plates]	50	25	25	25		
Glass plates						
Nano-SIL CN/UV		811115	811116		0.20 mm	UV ₂₅₄
ALUGRAM® aluminium sheets						
Nano-SIL CN/UV	818184			818185	0.15 mm	UV ₂₅₄

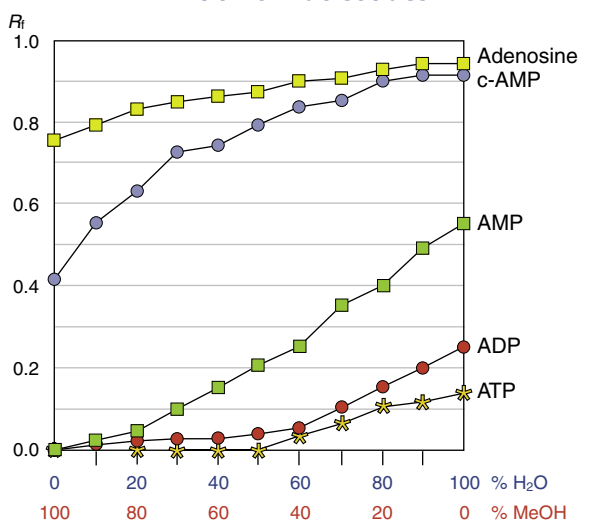


Nano-SIL NH₂

amino-modified nano silica layers

- base material: silica 60, specific surface (BET) ~ 500 m²/g, mean pore size 60 Å, specific pore volume 0.75 ml/g, **particle size 2 – 10 μm**, pH stability 2 – 8
- indicator: acid-resistant product with a pale blue fluorescence for short-wave UV (254 nm); UV-absorbing substances appear as dark-blue to black spots on a light-blue background
- aminopropyl modification, carbon content 3.5 %
- order of polarity: silica > DIOL > **NH₂** > CN > RP-2 > C 18-50 > RP-18 W > C 18-100
- available with or without fluorescent indicator, as glass plates or ALUGRAM[®] aluminium sheets
- layer can be wetted equally well by pure water as by organic solvents
- recommended application: vitamins, sugars, steroids, purine derivatives, xanthenes, phenols, nucleotides and pesticides

Influence of eluent composition on the separation of nucleotides

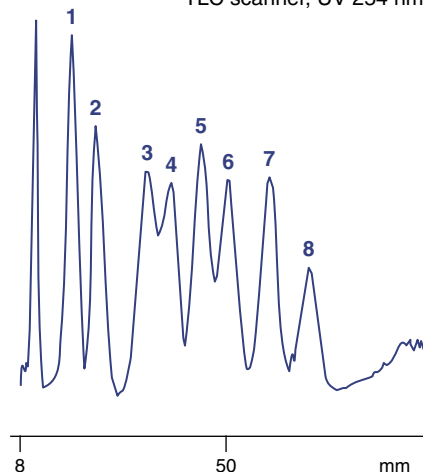


Layer: Nano-SIL NH₂/UV
 Eluent: MeOH – H₂O according to fig. + 0.18 M NaCl
 Migration distance: 7 cm

c-AMP, AMP: adenosine monophosphate
 ADP: adenosine diphosphate
 ATP: adenosine triphosphate

Separation of sugars

Layer: Nano-SIL NH₂/UV
 Eluent: ethyl acetate – pyridine – water – glacial acetic acid (60:30:10:5, v/v/v/v)
 Migration distance: 8 cm in 45 min, double development
 Sample volume: 500 nl
 Detection: dry layer at 160 °C for 5 min, TLC scanner, UV 254 nm



Peaks (0.1 % each):

- Lactose
- Saccharose
- Galactose
- Glucose
- Fructose
- Arabinose
- Xylose
- Ribose

MN Appl. No. 401590

Ordering information

	Plate size [cm]	4 x 8	10 x 10	10 x 20	20 x 20	Thickness of layer	Fluorescent indicator
	Pack of [plates]	50	25	25	25		
Glass plates							
Nano-SIL NH ₂			811109			0.20 mm	-
Nano-SIL NH ₂ /UV			811111	811112		0.20 mm	UV ₂₅₄
ALUGRAM[®] aluminium sheets							
Nano-SIL NH ₂ /UV		818182			818183	0.15 mm	UV ₂₅₄



Nano-SIL DIOL

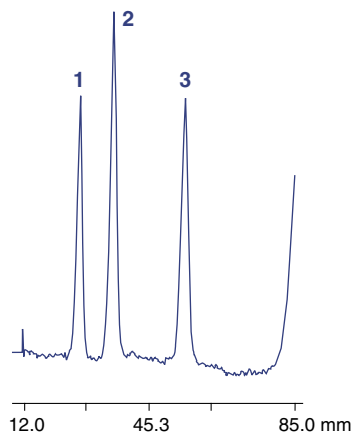
diol-modified nano silica layers

- ⊕ base material: silica 60, specific surface (BET) ~ 500 m²/g, mean pore size 60 Å, specific pore volume 0.75 ml/g, **particle size 2 – 10 µm**, pH stability 2 – 8
indicator: acid-resistant product with a pale blue fluorescence for short-wave UV (254 nm); UV-absorbing substances appear as dark-blue to black spots on a light-blue background
- ⊕ diol modification, carbon content 5.5 %
- ⊕ order of polarity: silica > **DIOL** > NH₂ > CN > RP-2 > C 18-50 > RP-18 W > C 18-100
- ⊕ available as glass plates or ALUGRAM® aluminium sheets
- ⊕ layer can be wetted equally well by pure water as by organic solvents
- ⊕ recommended application: steroids, pesticides and plant constituents;
for critical separations an alternative to silica, since it is less sensitive to the water content of the environment; leads to more reproducible results compared to silica

Separation of pesticides

Layer: Nano-SIL DIOL/UV
 Sample volume: 2 µl
 Eluent: petroleum ether (40-60 °C) – acetone (80 + 20, v/v)
 Migration distance: 7 cm
 Detection: TLC scanner, 238 nm

Peaks:
 (0.07 % each in MeOH)
 1. Metoxuron
 2. Monuron
 3. Metobromuron



MN Appl. No. 402340


Ordering information

Plate size [cm]	4 x 8	10 x 10	10 x 20	20 x 20	Thickness of layer	Fluorescent indicator
Pack of [plates]	50	25	25	25		
Glass plates						
Nano-SIL DIOL/UV		811120	811121		0.20 mm	UV ₂₅₄
ALUGRAM® aluminium sheets						
Nano-SIL DIOL/UV	818180			818181	0.15 mm	UV ₂₅₄

HPTLC method development kits

for selection of the optimum HPTLC plate for a given separation

- ⊕ **glass plates:** 3 plates 10 x 10 cm (scored to 5 x 10 cm) each of Nano-SIL C18-100/UV₂₅₄, RP-18 W/UV₂₅₄, RP-2/UV₂₅₄, Nano-SIL CN/UV, Nano-SIL NH₂/UV, Nano-SIL DIOL/UV (**Cat. No. 811001**)
- ⊕ **ALUGRAM® aluminium sheets:** 5 sheets 4 x 8 cm each of RP-18 W/UV₂₅₄, RP-2/UV₂₅₄, Nano-SIL CN/UV, Nano-SIL NH₂/UV, Nano-SIL DIOL/UV (**Cat. No. 818001**)



ALOX

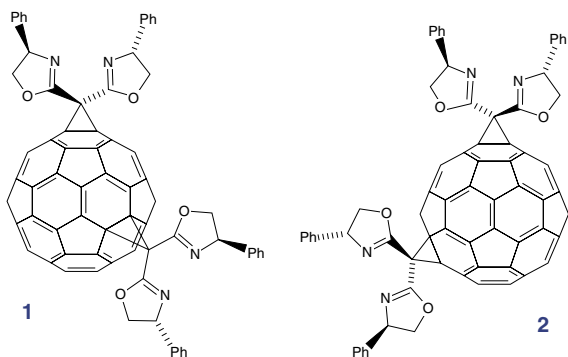
aluminium oxide layers for TLC

- aluminium oxide, specific surface (BET) ~ 200 m²/g, mean pore size 60 Å; inert organic binder
- indicator manganese-activated zinc silicate
- recommended application: terpenes, alkaloids, steroids, aliphatic and aromatic compounds
- We recommend to activate aluminium oxide layers before use by heating 10 minutes at 120 °C.**

Separation of bisadducts of fullerenes

F. Djojo, A. Hirsch, Chem. Eur. J. 4 (1998), 344 – 356
 Layer: ALUGRAM® ALOX N/UV₂₅₄
 Eluent: toluene – ethyl acetate (95:5, v/v)
 Detection: UV, 254 nm

Compound	R _f values:
Bis[bis(4-phenyloxazolin)methan]fullerene 1:	0.14
Bis[bis(4-phenyloxazolin)methan]fullerene 2:	0.26

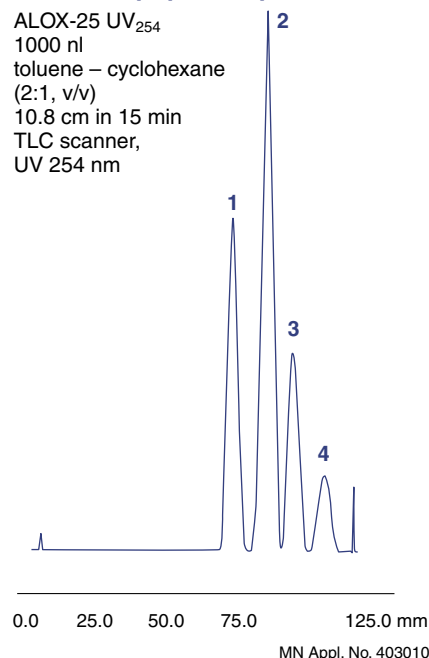


MN Appl. No. 401930

Separation of lipophilic dyes

Layer: ALOX-25 UV₂₅₄
 Sample volume: 1000 nl
 Eluent: toluene – cyclohexane (2:1, v/v)
 Migration distance: 10.8 cm in 15 min
 Detection: TLC scanner, UV 254 nm

- Peaks:**
1. Indophenol
 2. Sudan red G
 3. Sudan blue II
 4. Butter yellow



MN Appl. No. 403010

Ordering information

Glass plates

	Plate size [cm]	5 x 20	20 x 20	Thickness of layer	Fluorescent indicator
	Pack of [plates]	100	25		
ALOX-25		807011	807013	0.25 mm	-
ALOX-25 UV ₂₅₄		807021	807023	0.25 mm	UV ₂₅₄
	Pack of [plates]		15		
ALOX-100 UV ₂₅₄			807033	1.00 mm	UV ₂₅₄

POLYGRAM® polyester sheets

	Plate size [cm]	4 x 8	5 x 20	20 x 20	
	Pack of [plates]	50	50	25	
ALOX N			802012	802013	0.20 mm
ALOX N/UV ₂₅₄		802021	802022	802023	0.20 mm

ALUGRAM® aluminium sheets

	Plate size [cm]	5 x 20	20 x 20	
	Pack of [plates]	50	25	
ALOX N			818013	0.20 mm
ALOX N/UV ₂₅₄		818024	818023	0.20 mm



Cellulose layers for TLC

Cellulose MN 300

native fibrous cellulose layers for TLC

- ◆ fibre length (95 %) 2 – 20 µm, average degree of polymerisation 400 – 500, specific surface acc. to Blaine 15000 cm²/g
 ≤ 20 ppm Fe, 6 ppm Cu, 7 ppm P; CH₂Cl₂ extract ≤ 0.25 %; residue on ignition at 850 °C ≤ 1500 ppm
 recommended application: partition chromatography of polar substances such as amino acids, carboxylic acids or carbohydrates

Ordering information

Glass plates					
Plate size [cm]	5 x 20	10 x 20	20 x 20	Thickness of layer	Fluorescent indicator
Pack of [plates]	100	50	25		
CEL 300-10	808011	808012	808013	0.10 mm	-
CEL 300-10 UV ₂₅₄	808021	808022	808023	0.10 mm	UV ₂₅₄
CEL 300-25		808032	808033	0.25 mm	-
CEL 300-25 UV ₂₅₄		808042	808043	0.25 mm	UV ₂₅₄
Pack of [plates]	20				
CEL 300-50			808053	0.50 mm	-
CEL 300-50 UV ₂₅₄			808063	0.50 mm	UV ₂₅₄
POLYGRAM® polyester sheets					
Plate size [cm]	4 x 8	5 x 20	20 x 20		
Pack of [plates]	50	50	25		
CEL 300	801011	801012	801013	0.10 mm	-
CEL 300 UV ₂₅₄		801022	801023	0.10 mm	UV ₂₅₄
ALUGRAM® aluminium sheets					
Plate size [cm]	4 x 8	5 x 20	20 x 20		
Pack of [plates]	50	50	25		
CEL 300	818155	818154	818153	0.10 mm	-
CEL 300 UV ₂₅₄		818157	818156	0.10 mm	UV ₂₅₄

Cellulose MN 400 (AVICEL®)

microcrystalline cellulose layers for TLC

- ◆ prepared by hydrolysis of high purity cellulose with HCl; mean degree of polymerisation 40 – 200
 recommended application: carboxylic acids, lower alcohols, urea and purine derivatives

Ordering information

Plate size [cm]	5 x 20	10 x 20	20 x 20	Thickness of layer	Fluorescent indicator
Pack of [plates]	50	50	25		
Glass plates					
CEL 400-10		808072	808073	0.10 mm	-
CEL 400-10 UV ₂₅₄		808082	808083	0.10 mm	UV ₂₅₄
POLYGRAM® polyester sheets					
CEL 400	801112		801113	0.10 mm	-
CEL 400 UV ₂₅₄	801122		801123	0.10 mm	UV ₂₅₄



Cellulose MN 300 DEAE DEAE-modified cellulose ion exchange layers

- fibrous cellulose modified with diethylamino groups: $R - O - C_2H_4 - N(C_2H_5)_2$
- mixed layers of cellulose MN 300 DEAE and high purity cellulose MN 300 HR are recommended for separation of mono- and oligonucleotides in nucleic acid hydrolysates

Separation of mono- and oligonucleotides in nucleic acid hydrolysates on layers of MN 300 DEAE/HR

The Medical Research Council Laboratory of Molecular Biology in Cambridge (UK) has developed a special procedure for the separation of radioactively labelled mono- and oligonucleotides in hydrolysates of ribonucleic acid. It is a 2-dimensional procedure, in which mononucleotides and oligonucleotides are separated up to $n = 50$. The separation process consists of 2 stages, first a high voltage electrophoretic group fractionation on acetate sheets in the 1st dimension and then a TLC separation in the 2nd dimension after blotting of the pre-separated substances onto a mixed layer of DEAE cellulose and HR cellulose in the ratio 2:15.

As eluent concentrated urea solutions with addition of homomix solutions are used, which consist of ribonucleic acid hydrolysates and dialysates. Mononucleotides move up to the front, and depending on chain length the oligonucleotides appear between the R_f values 1 and 0. The evaluation of chromatograms is by autoradiography after treatment with red ink, which contains radioactive sulphur ³⁵S.

References

- G. G. Brownlee et al., *European J. Biochem.* **11** (1969) 395
 B. E. Griffin, *FEBS Letters* **15** (1971) 165
 F. Sanger et al., *J. Mol. Biol.* **13** (1965) 373 - 398.

Ordering information

	Plate size [cm]	5 x 20	20 x 20	40 x 20	Thickness of layer	Fluorescent indicator
	Pack of [plates]	50	25	25		
POLYGRAM® polyester sheets						
CEL 300 DEAE		801072	801073	801074	0.10 mm	-
CEL 300 DEAE/HR-2/15				801084	0.10 mm	-

Cellulose MN 300 PEI PEI-impregnated cellulose ion exchange layers

- fibrous cellulose **impregnated** with polyethyleneimine
- recommended application: analysis of nucleic acids, and of mutagenic substances with the ³²P postlabelling procedure (see application 402260 at www.mn-net.com)

Ordering information

	Plate size [cm]	5 x 20	20 x 20	40 x 20	Thickness of layer	Fluorescent indicator
	Pack of [plates]	50	25	25		
POLYGRAM® polyester sheets						
CEL 300 PEI		801052	801053	801054	0.10 mm	-
CEL 300 PEI/UV ₂₅₄		801062	801063	801064	0.10 mm	UV ₂₅₄

Acetylated cellulose MN 300

- fibrous cellulose with 10 or 20 % content of acetylated cellulose
- recommended application: reversed phase chromatography

Ordering information

	Plate size [cm]	Acetyl content	20 x 20	Thickness of layer	Fluorescent indicator
	Pack of [plates]		25		
Glass plates					
CEL 300-10/AC-10 %		10 %	808113	0.10 mm	-
CEL 300-10/AC-20 %		20 %	808123	0.10 mm	-
POLYGRAM® polyester sheets					
CEL 300 AC-10 %		10 %	801033	0.10 mm	-



Layers for special TLC separations

Polyamide-6

ε-aminopolycaprolactame layers for TLC

- polyamide 6 = Nylon 6 = perlon = ε-aminopolycaprolactame
- separation mechanism based on hydrogen bonds to amide groups of the polymer matrix as well as on ionic, dipole and electron donor/acceptor interactions
- recommended application: natural compounds, phenols, carboxylic acids, aromatic nitro compounds and especially amino acids

Ordering information

Plate size [cm]	5 x 20	20 x 20	Thickness of layer	Fluorescent indicator
Pack of [plates]	50	25		
POLYGRAM® polyester sheets				
POLYAMIDE-6	803012	803013	0.10 mm	-
POLYAMIDE-6 UV ₂₅₄	803022	803023	0.10 mm	UV ₂₅₄

CHIRALPLATE

special layer for TLC enantiomer separation

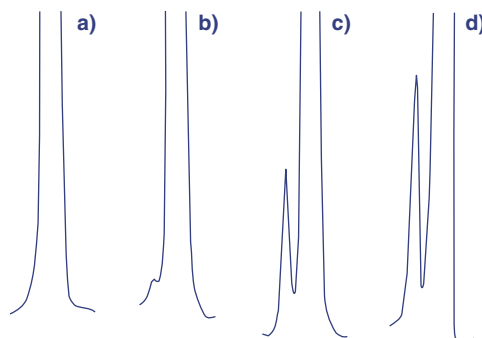
- reversed phase nano silica impregnated with Cu²⁺ ions and a chiral selector (a proline derivative, DP 31 43 726 and EP 0 143 147)
- separation based on ligand exchange, i. e. formation of ternary mixed-ligand complexes with the Cu(II) ions; differences in the stability of the diastereomeric complexes cause chromatographic separation
- recommended application: enantiomer separation of amino acids, N-methylamino acids, N-formylamino acids, α-alkylamino acids, thiazolidine derivatives, dipeptides, lactones, α-hydroxycarboxylic acids
- A review on the application of CHIRALPLATE has been given by K. Günther [J. Chromatogr. 448 (1988) 11 – 30].

Enantiomer separation of amino acids

Quantitative determination (remission location curves) of TLC-separated enantiomers of tert.-leucine:


Layer: CHIRALPLATE
 Eluent: methanol – water (10:80, v/v)
 Detection: dip in 0.3% ninhydrin solution
 quantification with scanner, 520 nm

- a) L-tert.-leucine
- b) L-tert.-leucine + 0.1 % D-tert.-leucine
- c) L-tert.-leucine + 1 % D-tert.-leucine
- d) external reference sample



Ordering information

Plate size [cm]	5 x 20	10 x 10	10 x 20	20 x 20	Thickness of layer	Fluorescent indicator
Glass plates						
Pack of [plates]			4			
CHIRALPLATE			811056		0.25 mm	UV ₂₅₄
Pack of [plates]	50	25	25	25		
CHIRALPLATE	811057	811059	811055	811058	0.25 mm	UV ₂₅₄



SIL G-25 HR

special layer for aflatoxin separation

- high purity silica 60 with **gypsum** and a very small quantity of a polymeric organic binder softer than the standard silica layer, i. e. spots can be scratched and the layer absorbs faster recommended for the separation of aflatoxins

Ordering information

	Plate size [cm] Pack of [plates]	20 x 20 25	Thickness of layer	Fluorescent indicator
Glass plates				
SIL G-25 HR		809033	0.25 mm	-
SIL G-25 HR/UV ₂₅₄		809043	0.25 mm	UV ₂₅₄

SIL G-25 Tenside

special layer for separation of surfactants

- silica G impregnated with ammonium sulphate recommended for the separation of detergents, alkanesulphonates, polyglycols etc. also suited for the assessment of fetal lung maturity by determination of the ration lecithin/sphingomyelin and the presence of phosphatidylglycerol in amniotic fluid (see application 4000730 at www.mn-net.com)

Ordering information

	Plate size [cm] Pack of [plates]	20 x 20 25	Thickness of layer	Fluorescent indicator
Glass plates				
SIL G-25 Tenside		810063	0.25 mm	-

GUR N

TLC layers with kieselguhr

- kieselguhr is completely inactive and mostly used for special separations after suitable impregnation

Ordering information

	Plate size [cm] Pack of [plates]	20 x 20 25	Thickness of layer	Fluorescent indicator
Glass plates				
GUR N-25		810074	0.25 mm	-
GUR N-25 UV ₂₅₄		810073	0.25 mm	UV ₂₅₄



Layers for special TLC separations

Nano-SIL PAH

special nano silica layer for PAH analysis

- base material: silica 60, specific surface (BET) ~ 500 m²/g, mean pore size 60 Å, specific pore volume 0.75 ml/g, **particle size 2 – 10 µm**; impregnated with caffeine, an electron acceptor for PAH analysis based on charge-transfer complexes
- recommended for determination of the six PAH according to German drinking water specifications (TVO) in accordance with German standard DIN 38407 part 7 (see application 402400 at www.mn-net.com)

Ordering information

Plate size [cm]	10 x 10	10 x 20	Thickness of layer	Fluorescent indicator
Pack of [plates]	25	50		
Glass plates				
Nano-SIL-PAH	811050	811051	0.20 mm	-

IONEX

special mixed layers of silica with ion exchange resins

- IONEX-25 SA-Na: mixture of silica and a strongly acidic cation exchanger coated to polyester sheets
 - IONEX-25 SB-AC: mixture of silica and a strongly basic anion exchanger coated to polyester sheets
- both layers contain an inert organic binder
- recommended application: amino acids, e.g. in protein and peptide hydrolysates, in seeds and fodder, in biological fluids; for racemate separation in peptide syntheses, for the separation of nucleic acid hydrolysates, aminosugars, aminocarboxylic acids, antibiotics, inorganic phosphates, cations and other compounds with ionic groups

Ordering information


	Plate size [cm]	20 x 20	Thickness of layer	Fluorescent indicator
	Pack of	25		
POLYGRAM® polyester sheets				
IONEX-25 SA-Na	strongly acidic cation exchanger	806013	0.20 mm	-
IONEX-25 SB-AC	strongly basic anion exchanger	806023	0.20 mm	-

Mixed layers for TLC

- ALOX/CEL-AC-Mix-25**: mixed layer of aluminium oxide G and acetylated cellulose recommended for separation of PAH (see application 401040 at www.mn-net.com)
- SILCEL-Mix-25**: mixed layer of cellulose and silica recommended for separation of preservatives and other antimicrobial compounds (see application 401420 at www.mn-net.com)
- GURSIL-Mix-25**: mixed layer of kieselguhr and silica recommended for separation of carbohydrates, antioxidants, steroids and photographic developer solutions

Ordering information

Plate size [cm]	10 x 20	20 x 20	Thickness of layer	Fluorescent indicator
Pack of [plates]	50 / pack	25 / pack		
Glass plates				
ALOX/CEL-AC-Mix-25	810054	810053	0.25 mm	-
SILCEL-Mix-25 UV ₂₅₄		810043	0.25 mm	UV ₂₅₄
GURSIL-Mix-25 UV ₂₅₄	810076		0.25 mm	UV ₂₅₄



Chromatography papers

- paper chromatography is the oldest chromatographic technique
separation due to partition of the analytes between special paper grades and the mobile phase, which penetrates the paper by capillary action
ascending, descending and circular techniques are possible
- please note:* always treat chromatography papers with care:
never touch them with fingers, because this will contaminate the surface
do not bend them sharply, because this will decrease the capillary action (preferably store them flat)
Chromatography papers possess a preferred direction of the fibres with higher absorption properties (with our sheets 58 x 60 cm, the longer edge). We recommend to use them in the direction of higher absorption.

Ordering information

Code	Weight [g/m ²]	Thickness [mm]	Description	Flow rate	Size [cm]	Pack of	Cat. No.
MN 214	140	0.28	smooth	90 - 100 mm/30 min	58 x 60	100 sheets	817001
MN 218	180	0.36	smooth	90 - 100 mm/30 min	58 x 60	100 sheets	817002
MN 260	90	0.20	smooth	120 - 130 mm/30 min	58 x 60	100 sheets	817003
MN 261	90	0.18	smooth	90 - 100 mm/30 min	58 x 60	100 sheets	817004
MN 827	270	0.70	soft carton	130 - 140 mm/10 min	58 x 60	100 sheets	817005
MN 866	650	1.70	soft carton	100 - 120 mm/10 min	38 x 38	100 sheets	817006
MN 866	650	1.70	soft carton	100 - 120 mm/10 min	80 x 80	100 sheets	817007
MN 214 ff	140	0.28	MN 214 defatted *	90 - 100 mm/30 min	56 x 58	100 sheets	817008

*) This paper is extracted with organic solvents

For further papers, filters and membranes, feel free to ask for our catalogue "Filtration"



Introductory kits for TLC

TLC micro-sets

introductory kits for science education

Beginner's set

features separations with simple developing solvents; samples are coloured thus eliminating the need for visualisation. All equipment needed is contained in the set.

Advanced sets

require some experience and skill from the user: some of the samples have to be pretreated before separation, and for identification of substances spray reagents have to be used

TLC wine set

chromatographic rapid test for evaluating the conversion of malic acid to lactic acid in wine (2nd fermentation), i.e. the optimum time for bottling of a wine

TLC micro-set A for beginners

This kit contains all chemicals and accessories for the following separations:

- ✓ separation of the fat-soluble (lipophilic) dye mixture 1: butter yellow, indophenol, sudan blue II, sudan red G
- ✓ separation of a mixture of anthraquinone dyes (test dye mixture 2): blue 1, blue 3, green, green blue, red, violet 1, violet 3
- ✓ separation of a mixture of food dyes (test dye mixture 3): brilliant black BN (E151), fast red E, erythrosine (E127), yellow orange S (sunset yellow CFC, E110), naphthol red S, ponceau 4 R (E124), tartrazine (E102)
- ✓ separation of dyes from felt tip pens

Contents of TLC micro-set A for beginners

- 1 manual
- 3 developing chambers
- 50 glass capillaries 1 µl
- 1 spotting guide
- 1 measuring cylinder 10 ml
- 50 polyester sheets 4 x 8 cm each of POLYGRAM® SIL G/UV₂₅₄, ALOX N/UV₂₅₄ and CEL 300
- 8 ml each of test dye mixture 1 (4 lipophilic dyes), test dyes sudan red G, and sudan blue II
- 8 ml each of test dye mixture 2 (7 anthraquinone dyes), test dyes blue 1 and violet 2
- 8 ml each of test dye mixture 3 (7 food dyes), test dyes yellow orange S, and brilliant black BN
- 100 ml each of toluene, toluene/cyclohexane (2:1, v/v) chloroform/acetone (1:1, v/v) 2.5 % sodium citrate solution 25 % ammonia/2-propanol (5:3, v/v)
- 2 felt tip pens

TLC micro-set M

This kit is prerequisite for the separations with kits F 1 to F 3. In addition, it serves as basic equipment for the individual study of further thin layer chromatographic experiments.

Contents of TLC micro-set M (materials kit)

- 2 x 50 glass capillaries 1 µl, 2 spotting guides
- 1 rubber cap for capillaries, 1 measuring cylinder 10 ml, 1 beaker 25 ml, 2 developing chambers
- 1 glass laboratory sprayer with rubber bulb
- 1 plastic syringe 1 ml, 20 sheets filter paper MN 713 (15 x 21 cm)
- 50 polyester sheets 4 x 8 cm each of POLYGRAM® SIL G/UV₂₅₄, ALOX N/UV₂₅₄ and CEL 300

Ordering information

Designation	Pack of	Cat. No.
TLC micro-set A for beginners	1 kit	814000
Replacement parts for TLC micro-set A		
Test dye mixture 1, solution of 4 lipophilic dyes in toluene (components see above)	8 ml	814001
Test dye mixture 2, solution of 7 anthraquinone dyes in chloroform (components see above)	8 ml	814002
Test dye mixture 3, aqueous solution of 7 food dyes (components see above)	8 ml	814003
Collection of 4 individual components of test dye mixture 1	4 x 8 ml	814011
Collection of 7 individual components of test dye mixture 2	7 x 8 ml	814012
Collection of 7 individual components of test dye mixture 3	7 x 8 ml	814013
Sodium citrate, 2.5 g in 100 ml bottles to fill up with distilled water	2.5 g	814029
TLC micro-set M (materials kit)	1 kit	814100



TLC micro-set F 1

This kit contains all chemicals required for the separation of

- ✓ amino acids (test mixture, consisting of alanine, arginine, tryptophan and valine)
- ✓ amino acids in urine
- ✓ the heavy metal cations cobalt(II), copper(II), manganese(II), and nickel(II)

TLC micro-set F 2

This kit contains all chemicals required

- ✓ for the analysis of edible fats
- ✓ as well as for analysis of fats and cholesterol in blood

TLC micro-set F 3

This kit contains all chemicals required

- ✓ for the separation of analgetics (pain relievers)
- ✓ and for drug analysis as shown for cinchona bark

TLC wine set

This kit contains all chemicals and equipment required for determination of malic, lactic, and tartaric acid in wine (evaluation of the conversion of malic to lactic acid, 2nd fermentation)

Contents of TLC micro-set F1

1 manual; 50 glass capillaries 1 μ l
 50 polyester sheets 4 x 8 cm each of POLYGRAM® SIL G/UV₂₅₄ and CEL 300
 100 ml each of *n*-butanol, ninhydrin spray reagent (0.2 % in ethanol), acetone, 25 % ammonia, rubeanic acid spray reagent
 50 ml each of 50 % acetic acid, 18 % hydrochloric acid
 8 ml each of the amino acid test mixture (see above), tryptophan and arginine reference solutions
 8 ml each of the heavy metal cation test mixture (see above), Co²⁺, Mn²⁺, and Ni²⁺ reference solution

Contents of TLC micro-set F2

1 manual; 50 glass capillaries 1 μ l
 50 polyester sheets 4 x 8 cm POLYGRAM® SIL G/UV₂₅₄
 5 blood lancets, 5 disposable pipettes 25 μ l, 5 alcoholic pads,
 5 sample vials N 11-1 (2 ml) with PE caps and seals,
 3 sample vials 30 ml (for butter, margarine and edible oil)
 100 ml each of chloroform, dichloromethane, toluene and molybdatophosphoric acid spray reagent
 50 ml acetone with calibrated pipette
 8 ml cholesterol reference solution

Contents of TLC micro-set F3

1 manual, 50 glass capillaries 1 μ l
 50 polyester sheets 4 x 8 cm POLYGRAM® SIL G/UV₂₅₄
 5 Aspirin® tablets, 5 Thomapyrin® tablets, 20 folded filters MN 615 1/4, 11 cm diameter, 3 sample vials 8 ml (for Aspirin sample, Thomapyrin sample, cinchona bark extract), 5 g cinchona bark,
 100 ml each of chloroform, methanol, toluene/diethyl ether (55:35, v/v), spray reagent for caffeine and Dragendorff-Munier spray reagent, 50 ml each of iron(III) chloride solution and potassium hexacyanoferrate solution, 30 ml glacial acetic acid/ethyl acetate (6 : 2,5, v/v), 25 ml each of 12.5% ammonia and diethylamine
 8 ml each of caffeine, paracetamol, quinine reference solutions

Contents of the TLC wine set

detailed instruction leaflet
 50 polyester sheets 4 x 8 cm POLYGRAM® CEL 300
 cation exchanger, eluent, reference substances
 developing chamber, capillaries, spotting guide

Ordering information

Designation	Pack of	Cat. No.
TLC micro-set F1	1 kit	814200
Replacement parts for TLC micro-set F1		
Amino acid test mixtures (components see above)	8 ml	814201
Collection of 4 individual components of the amino acid test mixture	4 x 8 ml	814202
Cation test mixture (components see above)	8 ml	814204
Collection of 4 individual components of the cation test mixture	4 x 8 ml	814205
TLC micro-set F2	1 kit	814300
Replacement parts for TLC micro-set F2		
Cholesterol reference solution	8 ml	814301
TLC micro-set F3	1 kit	814400
Replacement parts for TLC micro-set F3		
Quinine reference solution	8 ml	814405
Paracetamol reference solution	8 ml	814406
Caffeine reference solution	8 ml	814407
TLC wine set	1 kit	814500



Accessories for TLC

Designation	Pack of	Cat. No.
Replacement parts for all TLC micro-sets		
TLC polyester sheets POLYGRAM® SIL G/UV ₂₅₄ , 4 x 8 cm	4 x 50	814025
TLC polyester sheets POLYGRAM® ALOX N/UV ₂₅₄ , 4 x 8 cm	4 x 50	814026
TLC polyester sheets POLYGRAM® CEL 300, 4 x 8 cm	4 x 50	814027
TLC polyester sheets POLYGRAM® 4 x 8 cm: 100 x SIL G/UV ₂₅₄ ; 50 x ALOX N/UV ₂₅₄ ; 50 x CEL 300	1 set	814028

TLC accessories

Designation	Pack of	Cat. No.
Simultaneous developing chamber for TLC, 20 x 20 cm, for up to 5 plates	1	814019
Developing chambers for TLC micro-sets	4	814021
Glass laboratory sprayer with rubber bulb	1	814101
Glass capillaries 1 µl	3 x 50	814022
Rubber caps for capillaries	2	814102
Plastic syringe, 1 ml content with gradation	1	814104
Spotting guides	2	814023
Measuring cylinders, glass, 10 ml content	2	814024
Filter paper MN 713, 15 x 21 cm	100	814103
Folded filters MN 615 1/4, 11 cm diameter	100	531011
Chromatography paper MN 260, 7.5 x 17 cm (for chamber saturation)	100	814030



Visualisation reagents

- ◆ a small selection of frequently used spray reagents for postchromatographic detection reactions in TLC suited for spraying or dipping TLC plates
- a detailed description of many more detection procedures for TLC is available on request

Ordering information

Spray reagent	Solvent	Detection of	Pack of	Cat. No.
Aniline phthalate	2-propanol / ethanol (1:1)	reducing sugars, oxohalic acids	100 ml	814919
Bromocresol green	2-propanol	organic acids	100 ml	814920
Caffeine reagent	water/acetone	caffeine	100 ml	814401
2',7'-Dichlorofluorescein	2-propanol	lipids (saturated, unsaturated)	100 ml	814921
4-(Dimethylamino)-benzaldehyde	2-propanol	terpenes, sugars, steroids	100 ml	814922
Dragendorff-Munier	water	alkaloids and other nitrogen compounds	100 ml	814402
Iron(III) chloride	water	acetylsalicylic acid, paracetamol	100 ml	814403
Potassium hexacyanoferrate(III)	water		100 ml	814404
Molybdato-phosphoric acid	ethanol	lipids, sterols, steroids, reducing compounds	100 ml	814302
Ninhydrin	ethanol	amino acids, amines and amino sugars	100 ml	814203
Rhodamin B	ethanol	lipids	100 ml	814923
Rubeanic acid	ethanol	heavy metal cations	100 ml	814206



Silica

adsorbents for TLC

pore size 60 Å, pore volume 0.75 ml/g, specific surface (BET) ~ 500 m²/g, pH of a 10 % aqueous suspension 7.0

☛ Silica G

standard grade, particle size 2 – 20 µm, Fe < 0.02 %, Cl < 0.02 %, 13 % gypsum as binder, supplied with or without fluorescence indicator UV₂₅₄

☛ Silica N

standard grade, particle size 2 – 20 µm, Fe < 0.02 %, Cl < 0.02 %, no binder, supplied with or without fluorescence indicator UV₂₅₄

☛ Silica G–HR

high purity grade, particle size 3 – 20 µm, Fe < 0.002 %, Cl < 0.008 %, gypsum as binder, supplied without fluorescence indicator

☛ Silica P

preparative grade, particle size 5 – 50 µm, Fe < 0.02 %, Cl < 0.02 %, organic binder, supplied with fluorescence indicator UV₂₅₄

☛ Silica P with gypsum

preparative grade, particle size 5 – 50 µm, Fe < 0.02 %, Cl < 0.02 %, gypsum as binder, supplied with fluorescence indicator UV₂₅₄

Ordering information

Designation	Fluorescent indicator	1 kg	5 kg
Silica G	-	816310.1	816310.5
Silica G/UV ₂₅₄	UV ₂₅₄	816320.1	816320.5
Silica N	-	816330.1	816330.5
Silica N/UV ₂₅₄	UV ₂₅₄	816340.1	816340.5
Silica G–HR	-	816410.1	816410.5
Silica P/UV ₂₅₄	UV ₂₅₄	816380.1	816380.5
Silica P/UV ₂₅₄ with gypsum	UV ₂₅₄	816400.1	816400.5

Aluminium oxide

adsorbents for TLC

pore size 60 Å, specific surface (BET) ~ 200 m²/g

☛ Aluminium oxide G

~ 10 % gypsum as binder, supplied with or without fluorescence indicator

☛ Aluminium oxide N

no binder, supplied without fluorescence indicator

Ordering information

Designation	Fluorescent indicator	1 kg	5 kg
Aluminium oxide G	-	816010.1	816010.5
Aluminium oxide G/UV ₂₅₄	UV ₂₅₄	816020.1	816020.5
Aluminium oxide N	-	816030.1	816030.5



Adsorbents for TLC - Fluorescent indicators

Polyamide

adsorbents for TLC

⬢ Polyamide 6 = nylon 6 = perlon = ε-aminopolycaprolactame

Ordering information

Designation	Fluorescent indicator	1 kg
Polyamide TLC 6	-	816610.1
Polyamide TLC 6 UV ₂₅₄	UV ₂₅₄	816620.1

Cellulose MN 301

native fibrous cellulose

- ⬢ fibre length (95%) 2 - 20 µm, average degree of polymerisation 400 - 500, specific surface acc. to Blaine 15000 cm²/g
- ⬢ **Cellulose MN 301**: native fibrous cellulose, standard grade
≤ 20 ppm Fe, 6 ppm Cu, 7 ppm P, CH₂Cl₂ extract ≤ 0.25%, residue on ignition at 850 °C ≤ 1500 ppm
- ⬢ **Cellulose MN 301 HR**: fibrous cellulose, high purity grade, acid-washed and defatted
≤ 2 ppm Fe, 1 ppm Cu, CH₂Cl₂ extract ≤ 0.025%, residue on ignition at 850 °C ≤ 200 ppm
recommended for quantitative investigations, e. g. for separation of carbohydrates with subsequent IR spectroscopy or separation of phosphoric acids, phosphates etc.
- ⬢ **Cellulose MN 301 A**: special grade for the ³²P postlabelling procedure
≤ 20 ppm Fe, ≤ 6 ppm Cu, ≤ 7 ppm P, CH₂Cl₂ extract ≤ 0.01%, residue on ignition at 850 °C ≤ 500 ppm
free of lactobacili contaminations; **not** impregnated with PEI, but designed for impregnation and coating by the user

Ordering information

Designation	Fluorescent indicator	1 kg	5 kg
Cellulose MN 301	-	816250.1	816250.5
Cellulose MN 301 UV ₂₅₄	UV ₂₅₄	816260.1	816260.5
Cellulose MN 301 HR	-	816270.1	816270.5
Cellulose MN 301 A	-	816300.1	816300.5

Fluorescent indicators

- ⬢ UV indicators with efficient radiation for short-wave as well as long-wave UV ranges
UV₂₅₄: manganese activated zinc silicate with absorption maximum at 254 nm; green fluorescence; relatively susceptible towards acids; thus its fluorescence can be completely quenched by acidic solvents
UV₃₆₆: inorganic fluorescent pigment with absorption maximum at 366 nm; blue fluorescence

Ordering information

	Composition	Absorption maximum	Colour of fluorescence	Pack of 100 g
Fluorescent indicator UV ₂₅₄	manganese-activated zinc silicate	254 nm	green	816710.01
Fluorescent indicator UV ₃₆₆	inorganic fluorescent pigment	366 nm	blue	816720.01



Basic principles of GC 198 – 199

Capillary columns for GC

Summary of MN standard phases for GC 200 – 201

OPTIMA® high performance capillary columns 202 – 220

PERMABOND® capillary columns 221 – 222

Capillary columns for special applications 223 – 234

Summary 223

Fast GC 224

Amine separation 225 – 226

Enantiomer separation 230 – 234

Untreated capillaries, retention gaps and deactivated capillaries 235 – 236

Fused silica capillary columns, not chemically bonded 236

Reagents for GC

Derivatisation reagents

Method development kits, concise selection guide 237

Acylation reagents 238

Methylation reagents 239

Silylation reagents 240 – 243

Test mixtures for GC

Test mixtures for capillary columns 244 – 245

Environmental test mixtures for GC 246 – 247

Accessories for GC


Ferrules for GC 248

Valco fused silica adaptors and other connectors for capillary columns 249 – 251

Glass injection liners, septa 252

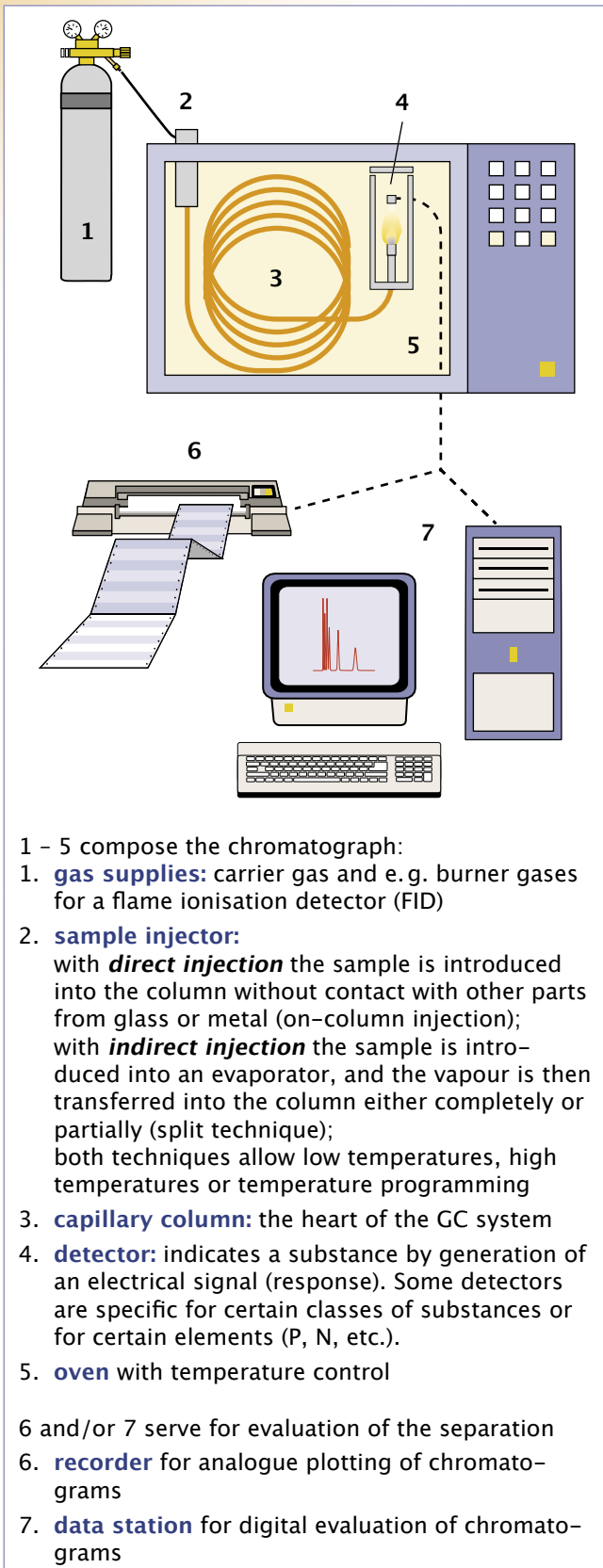
Systems for point-of-use gas purification 253

Tools and general accessories for GC 254



Basic principles of capillary GC

The GC system



The separation process

Chromatographic separation is achieved by repeated distribution of each sample component between two phases:

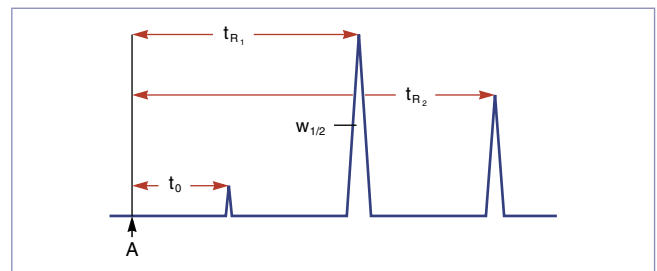
In GC, the **mobile phase** is always a gas (mostly N₂, H₂, He).

The **stationary phase** is a mostly viscous gumlike liquid coated to the inner wall of a capillary column (WCOT = Wall Coated Open Tubular).

Transport of the components is achieved exclusively in the gas phase, separation is accomplished in the stationary phase. The quality of a separation (resolution) depends on how long the components to be separated stay in the stationary phase and on how often they interact with this phase. The type of interaction between component and phase (selectivity) is determined by the functional groups. The polarity of the phase is a function of stationary phase substituents.

The chromatogram

A chromatogram consists of a base line and a number of peaks. The area of a peak allows quantitative determinations:



A: starting point of a chromatogram = time of injection of a dissolved solute

A component can be identified by its **retention time** (qualitative determination):

$$t_{R_i} = t_0 + t_{R_i}'$$

t_0 : dead time = residence time of a solute in the mobile phase (time required by a component to migrate through the chromatographic system without any interaction with the stationary phase)

t_{R_i} : retention time = time interval between peak i and the point of injection

t_{R_i}' : net retention time = difference between total retention time and dead time t_0 . It indicates how long a substance stays in the stationary phase.

Other terms characterising a separation:

k' : capacity factor: a measure for the position of a sample peak in the chromatogram. The capacity factor is specific for a given compound and constant under constant conditions.

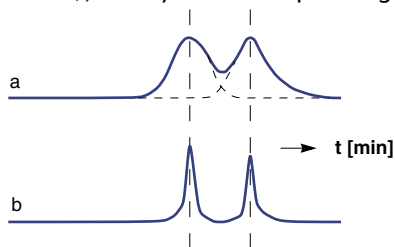
$$k'_i = \frac{t_{R_i} - t_0}{t_0}$$



α : relative retention, also called separation factor or selectivity coefficient, is the ratio of two capacity factors, the reference substance always being in the denominator.

$$\alpha = \frac{k'_2}{k'_1}$$

The relative retention does not provide any information on the quality of a separation, since for equal values of α two very broad peaks may overlap, (as shown in trace a), or may be completely resolved (as in trace b), if they are correspondingly narrow.



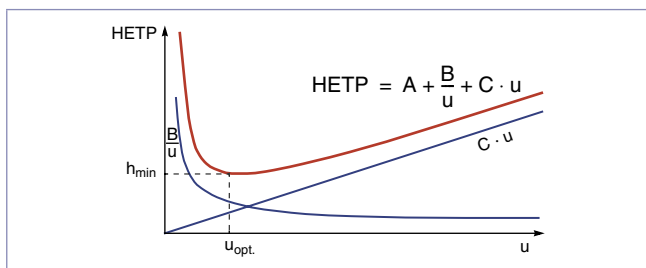
R: resolution: a measure for the quality of a separation, taking the peak width at half height ($w_{1/2}$) into account according to

$$R = \frac{t_{R2} - t_{R1}}{(w_{1/2})_2 + (w_{1/2})_1}$$

N_{th} : number of theoretical plates: characterises the quality of a column (should be determined for $k' > 5$). The height equivalent to a theoretical plate (h , HETP) is calculated by dividing the length L of the column by the number of theoretical plates N_{th} . The smaller this value the better works the column.

$$N_{th} = 5.54 \cdot \left(\frac{t_{Ri}}{w_{1/2}}\right)^2 \quad h = \text{HETP} = \frac{L}{N_{th}}$$

The Van Deemter equation shows how the plate height h depends on the flow velocity u :



- A Eddy diffusion; for WCOT capillary columns $A = 0$
- B molecular axial diffusion; B is a function of the diffusion coefficient of the component in the respective carrier gas
- C resistance to mass transfer

In practice often higher velocities than $u_{opt.}$ are chosen, if separation efficiency is sufficient, since higher carrier velocities mean shorter retention times.

Parameters characterising a capillary column

OPTIMA® 5, 1.0 μm film 30 m x 0.32 mm ID

A	B	C	D
---	---	---	---

A. Stationary phase

Different chemical structures of stationary phases are responsible for the type of interaction (selectivity) between the phase and the analytes. The stationary phase also limits the temperature range for chromatography. For a detailed summary of MN phases for GC please see the following chapter.

B. Film thickness

reaches from 0.1 to 5.0 μm . The standard film thickness is 0.25 μm . Thin films (0.1 – 0.2 μm) are very well suited for high-boiling compounds, temperature labile or very closely eluting substances.

Increasing film thickness will increase the capacity, the retention time for low boiling compounds and improve inertness. This is especially useful for samples with widely differing concentrations, or for the separation of volatile polar substances.

Better coverage of the column wall by a thicker film and a reduction of the column surface due to a reduced length are favourable for extremely active substrates, which in many cases cause noticeable tailing, if they come in contact with uncoated spots of the column wall.

Thick films also mean more phase in the column, and consequently higher bleeding. This results in lower maximum operating temperatures for thick film columns. In addition, thick film columns may have a lower efficiency.

C. Column length

column length is directly proportional to the separation efficiency (number of plates N). Routine separations are most frequently performed on 25 or 30 m columns, while complex mixtures may require 50 or 60 m columns. 10 m columns with 0.1 mm ID are used for fast GC (see page 224)

D. Inner diameter (ID)


the lower the ID, the higher is the theoretically possible number of plates per meter;

0.1 – 0.2 mm ID: for high resolution and short retention times with low carrier gas flows

0.25 mm ID: for analyses of complex mixtures

0.32 mm ID: for routine analyses with short retention times, but increased capacity

0.53 mm ID: for rapid separations with inert surface and highest capacity



Summary of MN phases for GC

MN offers more than 40 different phases for gas chromatography from very nonpolar to polar columns.

Nonpolar stationary phases (e.g. 100% dimethylpolysiloxane phases) separate by volatility (i.e. boiling point) only. Typical analytes are linear hydrocarbons (*n*-alkanes).

Polar phases offer additional interactions, which may improve a separation. When increasing the polarity, e.g. by introducing phenyl and / or cyanopropyl groups, separation is increasingly influenced by differences in dipole moment and by charge transfer (e.g. for 5 – 50% diphenylpolysiloxane phases). Typical analytes are hydrocarbons, which contain oxygen, sulphur, nitrogen, phosphorus or halogen atoms, unsaturated molecules which can be polarised and aromatics.

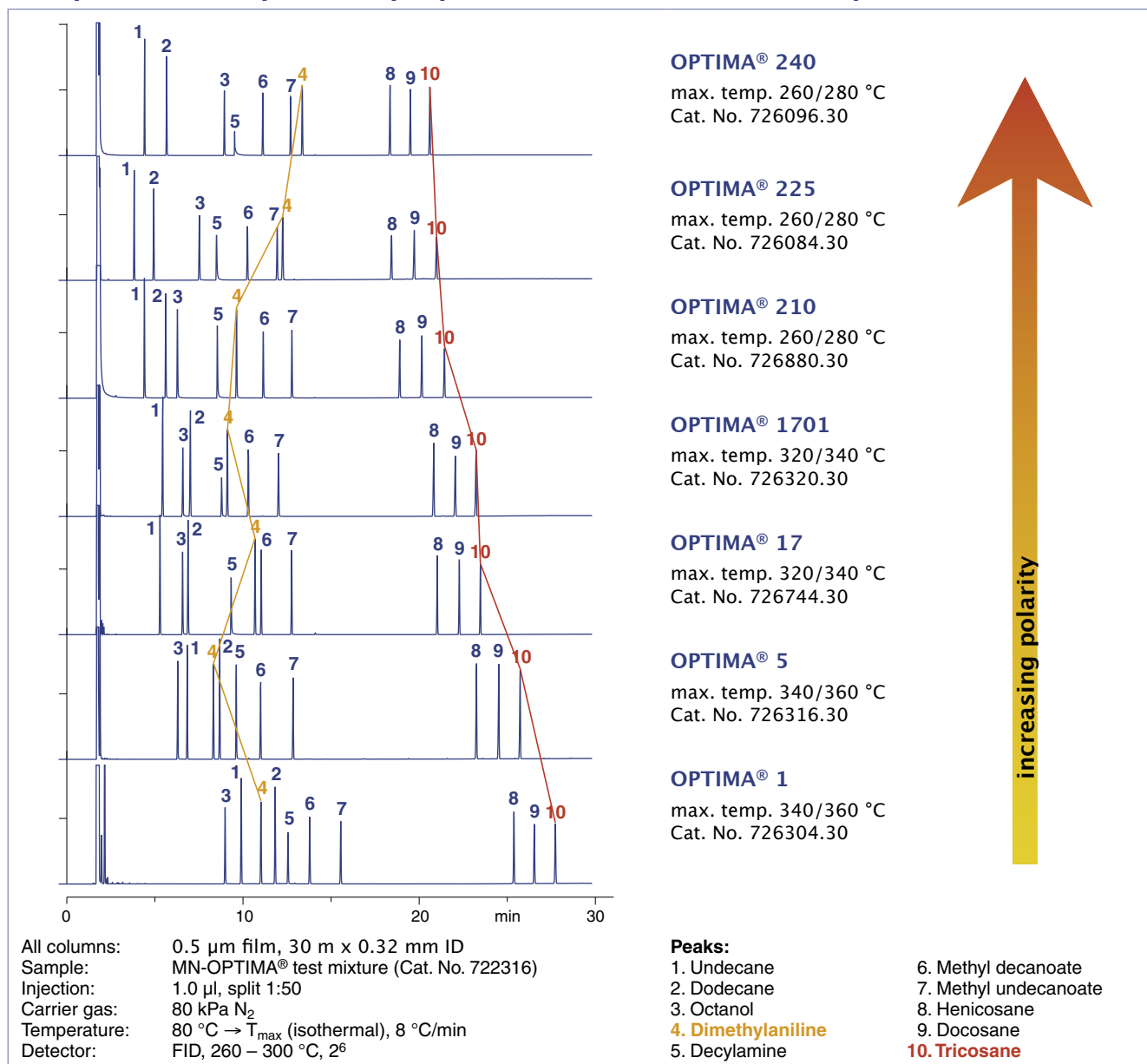
For components featuring different hydrogen bonding capacities and the ability to form strong hydrogen bonds, polyethylene glycol phases (WAX) are the best choice for a separation. Typical analytes are alcohols and carboxylic acids.

Selectivity has to be optimised for the critical pair of components or the main component. You should always select the least polar column which solves your separation task. About 70% of all separations can be performed on non- to midpolar columns. These columns generally feature high temperature stability.

For columns for special separations please see page 223.

Capillary columns for GC

Comparison of separation properties of selected OPTIMA® phases



Summary of MN phases for GC




Phase	Composition	max. Temperature ¹	USP	Similar phases ²	Page
OPTIMA® 1	100 % dimethylpolysiloxane	340/360 °C	G1 G2 G38	PERMABOND® SE-30 (page 221), OV-1, DB-1, SE-30, HP-1, SPB-1, CP-Sil 5 CB, Rtx®-1, 007-1, BP1, MDN-1, AT™-1, ZB-1, OV-101	205
OPTIMA® 1 MS	100 % dimethylpolysiloxane	340/360 °C	G1 G2 G38	Ultra-1, DB-1MS, HP-1MS, Rtx®-1MS, Equity™-1, AT™-1MS, VF-1MS, CP-Sil 5 CB MS	206
OPTIMA® 1 MS Accent	100 % dimethylpolysiloxane	340/360 °C	G1 G2 G38		207
OPTIMA® 5	5 % phenyl – 95 % dimethylpolysiloxane	340/360 °C	G27 G36	PERMABOND® SE-52 (page 221), SE-54, SE-52, DB-5, HP-5, SPB-5, CP-Sil 8, Rtx®-5, 007-5, BP5, MDN-5, AT™-5, ZB-5	208
OPTIMA® 5 MS	5 % diphenyl – 95 % dimethylpolysiloxane	340/360 °C	G27 G36	DB-5MS, HP-5MS, Ultra-2, Equity™-5, CP-Sil 8CB low bleed/MS, Rtx®-5SIL-MS, Rtx®-5MS, 007-5MS, BP5, MDN-5S, AT™-5MS, VF-5MS	209
OPTIMA® 5 MS Accent	silylene phase with selectivity similar to 5 % diphenyl – 95 % dimethylpolysiloxane	340/360 °C	G27 G36		210
OPTIMA® XLB	silylene phase as above, higher aromatic content	340/360 °C	-	DB-XLB, Rtx®-XLB, MDN-12, VF-XMS	211
OPTIMA® δ-3	phase with autoselectivity ³	340/360 °C	G49	no similar phases	203
OPTIMA® δ-6	phase with autoselectivity ³	340/360 °C	-	no similar phases	204
OPTIMA® 17	phenylmethylpolysiloxane, 50 % phenyl	320/340 °C	G3	OV-17, DB-17, HP-50+, HP-17, SPB-50, SP-2250, Rtx®-50, CP-Sil 24 CB, 007-17, ZB-50	212
OPTIMA® 1301	6 % cyanopropylphenyl – 94 % dimethylpolysiloxane	300/320 °C	G43	HP-1301, DB-1301, SPB-1301, Rtx®-1301, CP-1301, 007-1301	214
OPTIMA® 624	6 % cyanopropylphenyl – 94 % dimethylpolysiloxane	280/300 °C	G43	HP-624, HP-VOC, DB-624, DB-VRX, SPB-624, CP-624, Rtx®-624, Rtx®-Volatiles, 007-624, BP624, VOCOL	215
OPTIMA® 624 LB	as above, low bleed phase	280/300 °C	G43		
OPTIMA® 1701	14 % cyanopropylphenyl – 86 % dimethylpolysiloxane	300/320 °C	G46	OV-1701, DB-1701, CP-Sil 19 CB, HP-1701, Rtx®-1701, SPB-1701, 007-1701, BP10, ZB-1701	213
OPTIMA® 210	trifluoropropylmethylpolysiloxane (50 % trifluoropropyl)	260/280 °C	G6	OV-210, DB-210, Rtx®-200, 007-210	216
OPTIMA® 225	50 % cyanopropylmethyl – 50 % phenylmethylpolysiloxane	260/280 °C	G7 G19	DB-225, HP-225, OV-225, Rtx®-225, CP-Sil 43, 007-225, BP225	217
OPTIMA® 240	33 % cyanopropylmethyl – 67 % dimethylpolysiloxane	260/280 °C	-	no similar phases	218
OPTIMA® WAX	polyethylene glycol 20 000 daltons	250/260 °C	G16	PERMABOND® CW 20 M (page 222), DB-Wax, Supelcowax™, HP-Wax, HP-INNOWax, Rtx®-Wax, CP-Wax 52 CB, Stabilwax, 007-CW, BP20, AT™-Wax, ZB-Wax	219
OPTIMA® FFAP	polyethylene glycol 2-nitroterephthalate	250/260 °C	G25 G35	PERMABOND® FFAP (page 222), DB-FFAP, HP-FFAP, CP-SIL 58 CB, 007-FFAP, CP-FFAP CB, Nukol	220

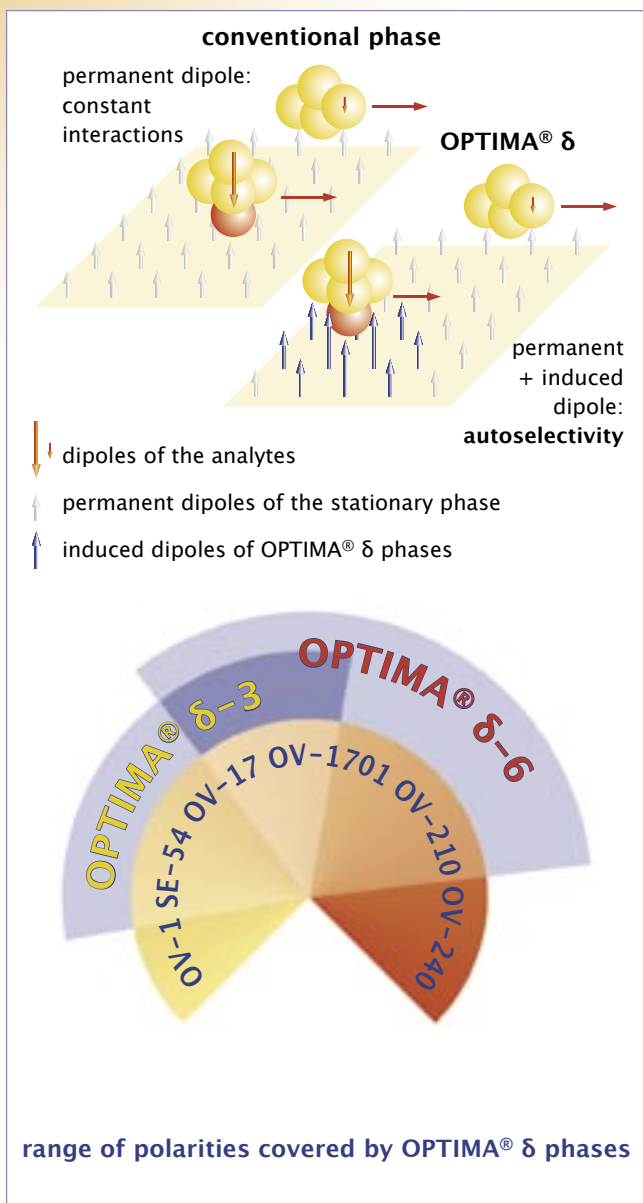
¹ first temperature for isothermal operation, second value for short isotherms in a temperature programme
Please note, that for columns with 0.53 mm ID and for columns with thicker films temperature limits are generally lower.
For details refer to the description of individual phases.

² phases which provide a similar selectivity based on chemical and physical properties

³ see description on page 202



OPTIMA® δ · unique phases with autoselectivity



All stationary phases in GC offer a selectivity, called polarisability, that is influenced by the sample, but OPTIMA® δ -3 and OPTIMA® δ -6 offer this valuable feature to a greater extent than any other phase. The polymers consist of cross-linked polysiloxane block polymers with defined composition, and extremely narrow molecular weight distribution, which are exclusively produced for MACHEREY-NAGEL. Especially polar analytes are able to induce a dipole moment in the stationary phase, so that the molecules show stronger interactions with the phase. This enhanced interaction is maintained at higher temperatures, where normally interactions between molecule and phase become reduced due to the Brownian movement. We call this phenomenon "autoselectivity", because the stationary phase adjusts itself to the polarity of the analytes. Thus OPTIMA® δ phases cover broad ranges of polarities. Compared with conventional phases, OPTIMA® δ -3 polarity ranges from approximately the nonpolar OPTIMA® 5 to the midpolar OPTIMA® 1701, while for OPTIMA® δ -6 the polarity covers a range from about the midpolar OPTIMA® 17 to the polar OPTIMA® 210.

Due to this feature, the OPTIMA® δ columns show interesting patterns of selectivity. For example, inversions in the sequence of peak elution may occur, which recommends the columns for reference use (e.g. in combination with OPTIMA® 5).

In conventional midpolar phases the polarity is induced by phenyl, but especially by cyano and trifluoromethyl groups. The two latter often cause bleeding, which results in severe problems with some detectors. In contrast, the OPTIMA® δ phases show very high temperature limits (340/360 °C), as well as low bleed levels, which makes them ideal for the use with mass selective (MSD) or phosphorus/nitrogen detectors (PND) in the field of environmental trace analysis.

Isomeric phenols, such as chloro- and nitrophenols, are difficult to analyse with standard GC phases (e.g. OPTIMA® 5 or OPTIMA® 17) because of coelutions. The autoselective OPTIMA® δ -3 is able to separate all 22 phenols due to stronger interactions occurring with more polar molecules, because polar analytes induce a dipole moment in the phase of the OPTIMA® δ -3.

Key features of the OPTIMA® δ are:

- ⊕ wide range of applications due to autoselectivity
- ⊕ outstanding thermal stability similar to nonpolar phases
- ⊕ low bleed levels
- ⊕ extremely inert
- ⊕ medium polar without CN groups

References

- W. Röder, D. Lennartz, GIT 3/99, p. 226
R. Looser, K. Ballschmiter, J. Chromatogr. 836 (1999), 271-284
R. Baycan-Keller, M. Oehme, J. Chromatogr. 837 (1999), 201 – 210

Each column is individually tested and supplied with test certificate and test chromatogram, but without fittings or ferrules. Column ends are melted or closed with septa, and thus protected from atmospheric oxygen. Additionally, we supply the corresponding test mixture with each column.

On request, all columns can be supplied on a 5 inch (13 cm) cage for the Agilent GC 6850. For ordering, please add an E at the end of the catalogue number (e.g. 726470.30E)



OPTIMA® δ-3

- ◈ medium polar without CN groups
analytes determine the polarity of the phase
- ◈ unique from MN, no similar phase
- ◈ ideal for MSD and PND detectors
- ◈ USP G49

polysiloxane phase with autoselectivity

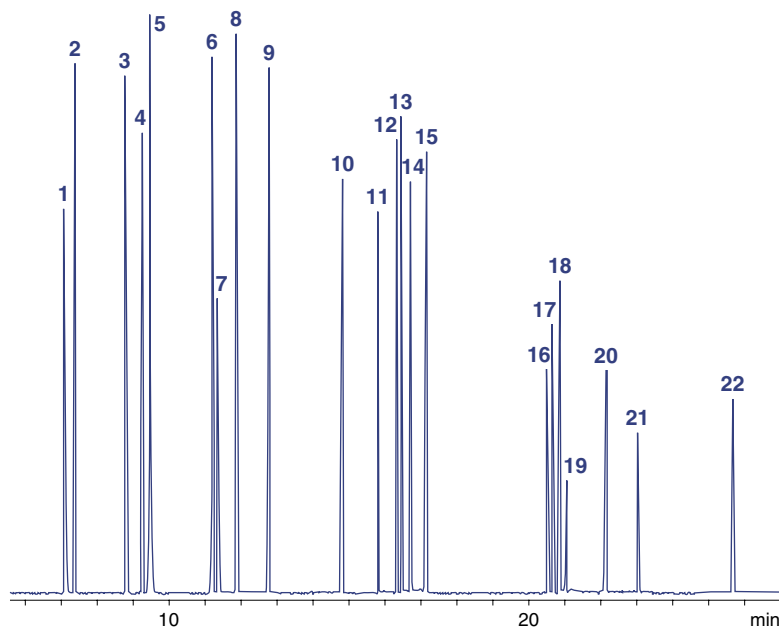
- ◈ max. temperature for isothermal operation 340 °C,
max. temperature for short isotherms in a temperature programme 360 °C
- ◈ autoselectivity resulting in a wide range of polarities
from approximately the non-polar OPTIMA® 5 to the
midpolar OPTIMA® 1701

Analysis of isomeric phenols

Column: OPTIMA® δ-3, 0.25 µm film, 60 m x 0.25 mm ID, max. temperature 340/360 °C, Cat. No. 726420.60
 Injection: 1.0 µl, split 1:80
 Carrier gas: He, 1.3 bar
 Temperature: 60 °C (3 min) → 320 °C, 6 °C/min
 Detector: MSD HP 5971

Peaks:

1. Phenol
2. 2-Chlorophenol
3. 2-Methylphenol
4. 4-Methylphenol
5. 3-Methylphenol
6. 2,4-Dimethylphenol
7. 2-Nitrophenol
8. 2,4-Dichlorophenol
9. 2,6-Dichlorophenol
10. 4-Chloro-3-methylphenol
11. 2,3,5-Trichlorophenol
12. 2,4,6-Trichlorophenol
13. 2,4,5-Trichlorophenol
14. 2,3,4-Trichlorophenol
15. 2,3,6-Trichlorophenol
16. 2,3,5,6-Tetrachlorophenol
17. 2,3,4,5-Tetrachlorophenol
18. 2,3,4,6-Tetrachlorophenol
19. 2,4-Dinitrophenol
20. 3,4,5-Trichlorophenol
21. 2-Methyl-4,6-dinitrophenol
22. 2-Isopropyl-4,6-dinitrophenol




MN Appl. No. 250060

Ordering information

Length →	10 m	20 m	25 m	30 m	50 m	60 m
0.1 mm ID (0.4 mm OD)						
0.10 µm film	726410.10	726410.20				
0.2 mm ID (0.4 mm OD)						
0.20 µm film		726400.25			726400.50	
0.25 mm ID (0.4 mm OD)						
0.25 µm film				726420.30		726420.60
0.50 µm film				726421.30		
0.32 mm ID (0.5 mm OD)						
0.25 µm film				726440.30		726440.60
0.35 µm film				726441.30		726441.60
1.00 µm film				726442.30		726442.60
0.53 mm ID (0.8 mm OD)						
1.00 µm film				726443.30		

In addition to this standard programme we will be happy to supply columns custom-made to your specifications.



OPTIMA® δ · unique phases with autoselectivity

OPTIMA® δ-6

- ⬢ medium polar without CN groups
- analytes determine the polarity of the phase
- unique from MN, no similar phase
- ideal for MSD and PND detectors

polysiloxane phase with autoselectivity

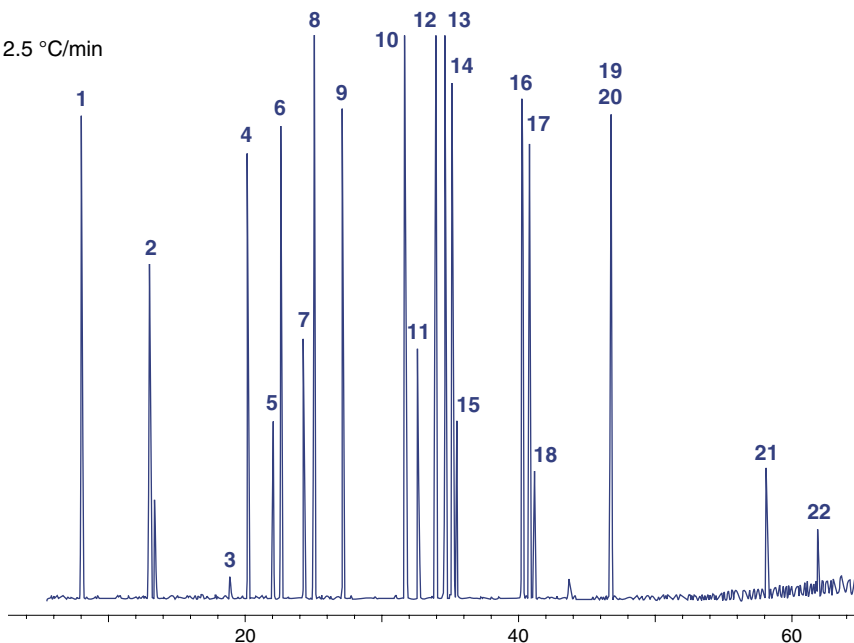
- 🌡 max. temperature for isothermal operation 340 °C, max. temperature for short isotherms in a temperature programme 360 °C
- ⬢ **autoselectivity resulting in a wide range of polarities from approximately the non-polar OPTIMA® 17 to the midpolar OPTIMA® 210**

Separation of organophosphorus pesticides (EPA 8140/8141)

Column: OPTIMA® δ-6, 0.2 µm film, 50 m x 0.2 mm ID, max. temperature 340/360 °C, Cat. No. 726465.50
 Sample: EPA 8140 OP pesticide calibration mix (Restek), 200 µg/ml each in hexane – acetone (95:5)
 Injection volume: 1 µl, split 1:30
 Carrier gas: 2.0 bar He
 Temperature: 150 °C → 300 °C (10 min), 2.5 °C/min
 Detector: MSD HP 5971

Peaks:

1. Dichlorvos
2. Mevinphos
3. Demeton-s
4. Ethoprop
5. Naled
6. Phorate
7. Demeton-o
8. Diazinon
9. Disulfoton
10. Ronnel
11. Parathion-methyl
12. Chlorpyrifos
13. Trichloronate
14. Fenthion
15. Merphos
16. Stirofos
17. Tokuthion
18. Merphos oxidation product
19. Fensulfothion
20. Bolstar
21. Azinphos-methyl
22. Coumaphos



MN Appl. No. 250420

Ordering information

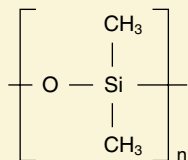
Length →	10 m	25 m	30 m	50 m	60 m
0.1 mm ID (0.4 mm OD)					
0.10 µm film	726490.10				
0.2 mm ID (0.4 mm OD)					
0.20 µm film		726465.25		726465.50	
0.25 mm ID (0.4 mm OD)					
0.25 µm film			726470.30		726470.60
0.32 mm ID (0.5 mm OD)					
0.25 µm film			726480.30		726480.60
0.35 µm film			726481.30		726481.60
1.00 µm film			726482.30		726482.60
0.53 mm ID (0.8 mm OD)					
1.00 µm film		726483.30			
In addition to this standard programme we will be happy to supply columns custom-made to your specifications.					

Capillary columns for GC



OPTIMA® 1

◆ nonpolar phase



similar phases: PERMABOND® SE-30 (page 221), OV-1, DB-1, SE-30, HP-1, SPB-1, CP-Sil 5 CB, Rtx-1, 007-1, BP1, MDN-1, AT-1, ZB-1, OV-101

100 % dimethylpolysiloxane

🌡️ for columns with 0.1 – 0.32 mm ID and films < 3 µm the max. temperature for isothermal operation is 340 °C, the max. temperature for short isotherms in a temperature programme is 360 °C
for 0.53 mm ID columns with films < 3 µm the max. temperatures are 320 and 340 °C, resp.
for thick film columns with films ≥ 3 µm the max. temperatures are 300 and 320 °C, resp.

◆ separation of components according to boiling points
thick film columns ≥ 3 µm film are especially recommended for solvent analysis

◆ USP G1 / G2 / G38


Ordering information

Length →	10 m	12 m	15 m	20 m	25 m	30 m	50 m	60 m
0.1 mm ID (0.4 mm OD)								
0.10 µm film	726024.10			726024.20				
0.40 µm film				726025.20				
0.2 mm ID (0.4 mm OD)								
0.10 µm film					726832.25			
0.20 µm film		726834.12			726834.25		726834.50	
0.35 µm film		726837.12			726837.25		726837.50	
0.50 µm film							726839.50	
0.25 mm ID (0.4 mm OD)								
0.10 µm film	726038.10		726038.15		726038.25	726038.30		726038.60
0.25 µm film	726050.10		726050.15		726050.25	726050.30	726050.50	726050.60
0.50 µm film	726081.10				726081.25	726081.30	726081.50	726081.60
1.00 µm film					726802.25	726802.30	726802.50	726802.60
0.32 mm ID (0.5 mm OD)								
0.10 µm film	726301.10				726301.25	726301.30	726301.50	726301.60
0.25 µm film	726302.10		726302.15		726302.25	726302.30	726302.50	726302.60
0.35 µm film					726821.25	726821.30	726821.50	726821.60
0.50 µm film	726304.10				726304.25	726304.30	726304.50	726304.60
1.00 µm film	726323.10		726323.15		726323.25	726323.30	726323.50	726323.60
3.00 µm film					726805.25	726805.30	726805.50	726805.60
5.00 µm film	726931.10				726931.25	726931.30	726931.50	
0.53 mm ID (0.8 mm OD)								
0.50 µm film					726519.25	726519.30		
1.00 µm film	726529.10		726529.15		726529.25	726529.30		
2.00 µm film	726521.10				726521.25	726521.30		
5.00 µm film	726926.10				726926.25	726926.30	726926.50	

In addition to this standard programme we will be happy to supply columns custom-made to your specifications.

Each column is individually tested and supplied with test certificate and test chromatogram, but without fittings or ferrules. Column ends are melted or closed with septa, and thus protected from atmospheric oxygen. Additionally, we supply the corresponding test mixture with each column.

On request, all columns can be supplied on a 5 inch (13 cm) cage for the Agilent GC 6850. For ordering, please add an E at the end of the catalogue number (e.g. 726470.30E)



OPTIMA® high performance capillary columns

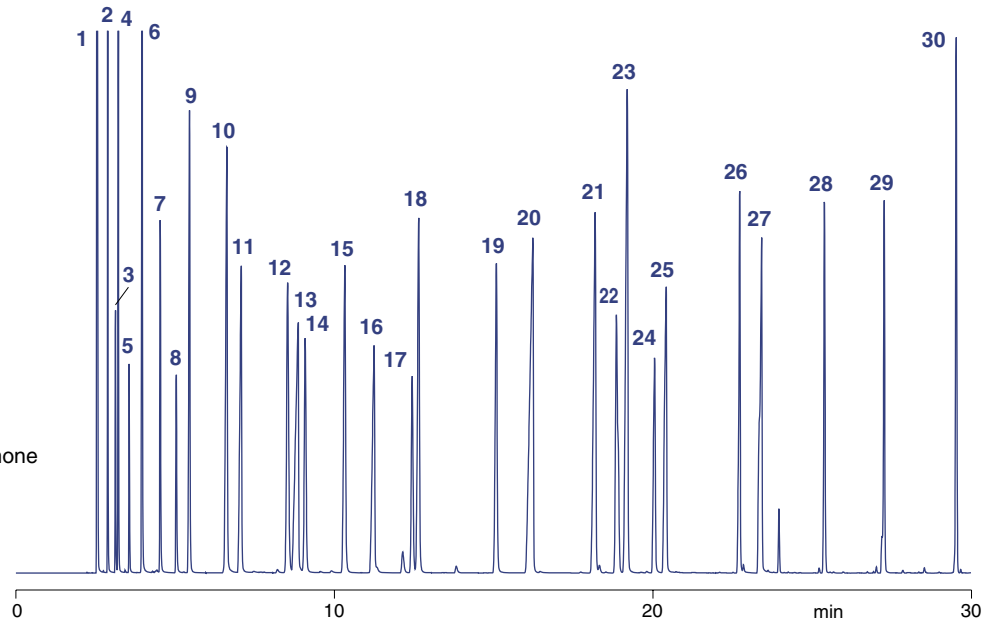
Capillary columns for GC

Solvent analysis

Column: OPTIMA® 1, 1.0 µm film, 60 m x 0.32 mm ID, max. temperature 340/360 °C, Cat. No. 726323.60
 Sample: solvent mixture, courtesy of J. Lutz, Alcan Rorschach, Switzerland
 Injection volume: 0.4 µl, split 1:60
 Carrier gas: H₂, 120 KPa
 Temperature: 50 °C (9 min) → 90 °C, 4 °C/min → 280 °C (2 min), 14 °C/min
 Detector: FID 300 °C, 2⁶

Peaks:

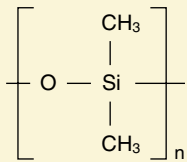
1. Methanol
2. Ethanol
3. Acetone
4. 2-Propanol
5. Methyl acetate
6. *n*-Propanol
7. Methyl ethyl ketone
8. Ethyl acetate
9. Isobutanol
10. *n*-Butanol
11. 1-Methoxy-2-propanol
12. Isooctane
13. Ethyl glycol
14. Isoheptane
15. Methyl isobutyl ketone
16. 1-Ethoxy-2-propanol
17. Toluene
18. Isobutyl acetate
19. Butyl acetate
20. 4-Hydroxy-4-methyl-2-pentanone
21. 1-Methoxy-2-propyl acetate
22. Xylene
23. Cyclohexanone
24. Ethyl glycol acetate
25. Butyl glycol
26. Heptanol
27. Ethyldiglycol
28. Butyldiglycol
29. Butyl glycol acetate
30. Butyldiglycol acetate



MN Appl. No. 201390

OPTIMA® 1 MS

selectivity identical to OPTIMA® 1



similar phases: Ultra-1, DB-1MS, HP-1MS, Rtx-1MS, Equity-1, AT-1MS, VF-1MS, CP-Sil 5 CB MS

100 % dimethylpolysiloxane

- max. temperature for isothermal operation 340 °C, max. temperature for short isotherms in a temperature programme 360 °C
- phase with low bleeding
- ideal for GC/MS and ECD applications and general analyses at trace level
- USP G1 / G2 / G38

Ordering information

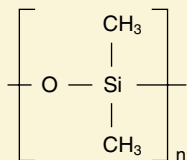
Length →	12 m	15 m	25 m	30 m	50 m	60 m
0.2 mm ID (0.4 mm OD)						
0.20 µm film			726201.25		726201.50	
0.35 µm film	726203.12					
0.25 mm ID (0.4 mm OD)						
0.25 µm film		726205.15		726205.30		726205.60
0.32 mm ID (0.5 mm OD)						
0.25 µm film				726202.30		726202.60

In addition to this standard programme we will be happy to supply columns custom-made to your specifications.



OPTIMA® 1 MS Accent

selectivity identical to OPTIMA® 1



NEW!

increased sensitivity due to an unmatched low background level

USP G1 / G2 / G38

100 % dimethylpolysiloxane

- max. temperature for isothermal operation 340 °C, max. temperature for short isotherms in a temperature programme 360 °C
- lowest column bleed, nonpolar phase, ideal for ion trap and quadrupol MS detectors
- perfect inertness for basic compounds
- solvent rinsing for removal of impurities applicable
- application areas: all-round phase for environmental analyses, trace analyses, EPA methods, pesticides, PCB, food and drug analyses
- similar phases: Ultra-1, DB-1 MS, HP-1 MS, Rtx-1 MS, Equity-1, AT-1 MS, VF-1 MS, CP-Sil 5 CB MS

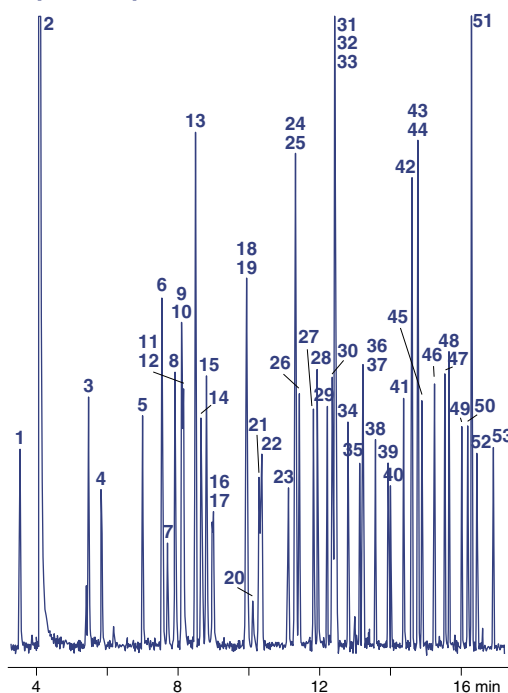
EPA 8140 / 8141 / 8141 A Organophosphorus pesticides

Column: OPTIMA® 1 MS Accent, 0.50 µm film, 30 m x 0.32 mm ID, Cat. No. 725807.30
 Sample: 0.2 µg/ml in hexane, 8140/8141 OP pesticides calibration mix A and 8141 OP pesticides calibration mix B; IS triphenyl phosphate and tributyl phosphate
 Injection: splitless (hold 1 min)
 Inj. temperature: 250 °C
 Carrier gas: He, 1 ml/min, constant pressure
 Temperature: 100 °C → 180 °C, 10 °C/min (2 min) → 300 °C, 18 °C/min (3 min)
 Detector: FPD (Flame Photometric Detector), 280 °C

Peaks:

1. Dichlorvos, 2. Hexamethylphosphoramide, 3. Mevinphos, 4. Trichlorfon, 5. TEPP, 6. Thionazin, 7. Demeton-0, 8. Ethoprop, 9. Tributyl phosphate (IS), 10. Dicrotophos, 11. Monocrotophos, 12. Naled, 13. Sulfotepp, 14. Phorate, 15. Dimethoate, 16. Demeton-S, 17. Dioxathion, 18. Terbufos, 19. Fonophos, 20. Phosphamidon isomer, 21. Diazinon, 22. Disulfoton, 23. Phosphamidon, 24. Dichlorofenthion, 25. Parathion-methyl, 26. Chlorpyrifos methyl, 27. Ronnel, 28. Fenitrothion, 29. Malathion, 30. Fenthion, 31. Aspon, 32. Parathion-ethyl, 33. Chlorpyrifos, 34. Trichloronate, 35. Chlorfenvinphos, 36. Merphos, 37. Crotoxyphos, 38. Stirofos, 39. Tokuthion, 40. Merphos oxidation product, 41. Fensulfothion, 42. Famphur, 43. Ethion, 44. Bolstar, 45. Carbophenothion, 46. Triphenyl phosphate (IS), 47. Phosmet, 48. EPN, 49. Azinphos-methyl, 50. Leptophos, 51. Tri-*o*-cresyl phosphate, 52. Azinphos-ethyl, 53. Coumaphos

MN Appl. No. 213030




Capillary columns for GC

Ordering information

Length →	15 m	25 m	30 m	50 m	60 m
0.2 mm ID (0.4 mm OD)					
0.20 µm film		725801.25		725801.50	
0.25 mm ID (0.4 mm OD)					
0.25 µm film	725805.15		725805.30		725805.60
0.50 µm film			725806.30		725806.60
0.32 mm ID (0.5 mm OD)					
0.25 µm film			725802.30		725802.60
0.50 µm film			725807.30		725807.60

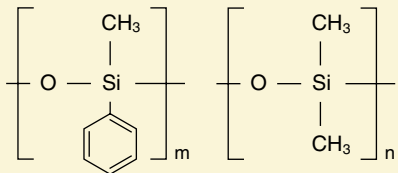
Each column is individually tested and supplied with test certificate and test chromatogram, but without fittings or ferrules. Column ends are melted or closed with septa, and thus protected from atmospheric oxygen. Additionally, we supply the corresponding test mixture with each column.



OPTIMA® high performance capillary columns

OPTIMA® 5

nonpolar phase



similar phases: PERMABOND® SE-52 (page 221), SE-54, SE-52, DB-5, HP-5, SPB-5, CP-Sil 8, Rtx-5, 007-5, BP5, MDN-5, AT-5, ZB-5

5 % phenyl – 95 % methylpolysiloxane

for columns with 0.1 – 0.32 mm ID and films < 3 µm the max. temperature for isothermal operation is 340 °C, the max. temperature for short isotherms in a temperature programme is 360 °C
for 0.53 mm ID columns with films < 3 µm the max. temperatures are 320 and 340 °C, resp.
for thick film columns with films ≥ 3 µm the max. temperatures are 300 and 320 °C, resp.

- standard phase with large range of application
- USP G27 / G36

Capillary columns for GC

Ordering information

Length →	10 m	15 m	25 m	30 m	50 m	60 m
0.1 mm ID (0.4 mm OD)						
0.10 µm film	726846.10					
0.20 mm ID (0.4 mm OD)						
0.10 µm film			726854.25			
0.20 µm film			726857.25		726857.50	
0.35 µm film			726860.25		726860.50	
0.50 µm film			726863.25		726863.50	
0.25 mm ID (0.4 mm OD)						
0.10 µm film			726911.25	726911.30	726911.50	726911.60
0.25 µm film	726056.10	726056.15	726056.25	726056.30	726056.50	726056.60
0.35 µm film			726623.25	726623.30	726623.50	726623.60
0.50 µm film			726099.25	726099.30	726099.50	726099.60
1.00 µm film			726807.25	726807.30	726807.50	726807.60
0.32 mm ID (0.5 mm OD)						
0.10 µm film	726313.10	726313.15	726313.25	726313.30	726313.50	726313.60
0.25 µm film		726314.15	726314.25	726314.30	726314.50	726314.60
0.35 µm film			726628.25	726628.30	726628.50	726628.60
0.50 µm film			726316.25	726316.30	726316.50	726316.60
1.00 µm film		726325.15	726325.25	726325.30	726325.50	726325.60
3.00 µm film			726809.25	726809.30	726809.50	726809.60
5.00 µm film		726934.15	726934.25	726934.30		
0.53 mm ID (0.8 mm OD)						
0.50 µm film	726523.10		726523.25	726523.30		
1.00 µm film	726541.10	726541.15	726541.25	726541.30		
2.00 µm film	726525.10		726525.25	726525.30	726525.50	726525.60
5.00 µm film	726916.10		726916.25	726916.30	726916.50	

In addition to this standard programme we will be happy to supply columns custom-made to your specifications.

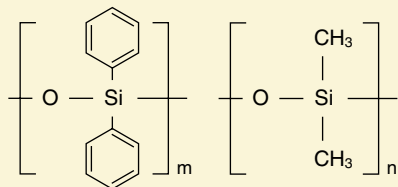
Each column is individually tested and supplied with test certificate and test chromatogram, but without fittings or ferrules. Column ends are melted or closed with septa, and thus protected from atmospheric oxygen. Additionally, we supply the corresponding test mixture with each column.

On request, all columns can be supplied on a 5 inch (13 cm) cage for the Agilent GC 6850. For ordering, please add an E at the end of the catalogue number (e.g. 726470.30E)



OPTIMA® 5 MS

selectivity identical to OPTIMA® 5



similar phases see OPTIMA® 5 MS Accent page 210

5 % diphenyl – 95 % dimethylpolysiloxane

- max. temperature for isothermal operation 340 °C, max. temperature for short isotherms in a temperature programme 360 °C
- phase with low bleeding
- ideal for GC/MS and ECD applications and general analyses at trace level
- perfect inertness for basic compounds
- USP G27 / G36

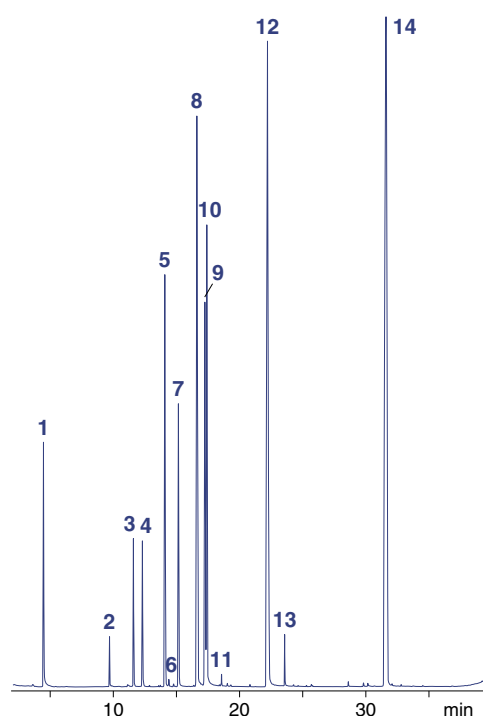
Analysis of various phenols

Column: OPTIMA® 5 MS, 30 m x 0.25 mm ID, 0.25 µm film, Cat. No. 726220.30, max. temperature 340/360 °C
 Sample: 5 ppm of each compound except *N-i*-propylaniline (9.4 ppm)
 Method: SPME
 Temperature: 40 °C (2 min) → 240 °C, 6 °C/min → 320 °C, 20 °C/min
 Detector: MSD

Peaks:

1. Toluene-D₈
2. Phenol
3. 2-Methylphenol (*o*-Cresol)
4. Nitrobenzene-D₅
5. *N-i*-Propylaniline
6. 2,4-Dichlorophenol
7. 4-Chlorophenol
8. 4-Bromo-2-chlorophenol
9. 3-Bromophenol
10. 4-Chloro-3-methylphenol
11. 2,4-Dibromophenol
12. 2-Hydroxybiphenyl
13. 2-Cyclohexylphenol
14. Hexafluorobisphenol A

Courtesy of Riedel-de-Haën, Seelze, Germany




MN Appl. No. 210110

Ordering information

Length →	12 m	15 m	25 m	30 m	50 m	60 m
0.2 mm ID (0.4 mm OD)						
0.20 µm film	726210.12		726210.25		726210.50	
0.35 µm film	726215.12		726215.25		726215.50	
0.25 mm ID (0.4 mm OD)						
0.25 µm film		726220.15		726220.30		726220.60
0.50 µm film				726225.30		726225.60
1.00 µm film				726226.30		
0.32 mm ID (0.5 mm OD)						
0.25 µm film				726211.30		
0.50 µm film				726213.30		
1.00 µm film			726212.25		726212.50	726212.60

In addition to this standard programme we will be happy to supply columns custom-made to your specifications.



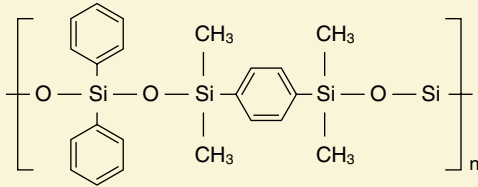
OPTIMA® high performance capillary columns

Capillary columns for GC

OPTIMA® 5-MS Accent

chemically bonded, cross-linked silarylene phase with polarity similar to a 5% diphenyl - 95% dimethylpolysiloxane phase

NEW!



silarylene phase

max. temperature for isothermal operation 340 °C, max. temperature for short isotherms in a temperature programme 360 °C, for columns with films > 0.5 µm max. temperatures are 320 and 340 °C, respectively

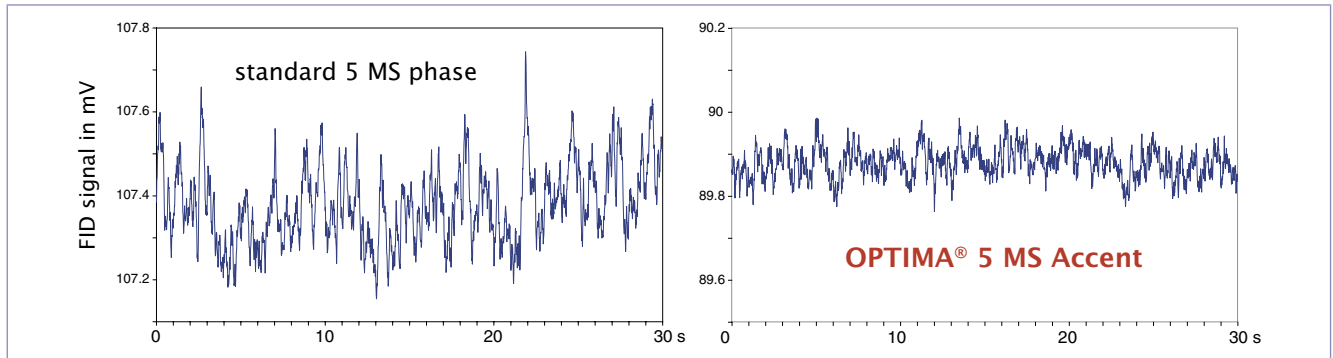
- **lowest column bleed**, nonpolar phase, ideal for ion trap and quadrupole MS detectors
- solvent rinsing for removal of impurities applicable
- application areas: all-round phase for environmental analyses, trace analyses, EPA methods, pesticides, PCB, food and drug analyses
- similar phases: DB-5 MS, HP-5 MS, Ultra-2, Equity-5, CP-Sil 8 CB low bleed/MS, Rtx-5SIL-MS, Rtx-5 MS, 007-5 MS, BPX5, MDN-5S, AT-5 MS, VF-5 MS
- USP G27 / G36

increased sensitivity due to an unmatched low background level

The bleed comparison test of the OPTIMA® 5-MS Accent with a conventional 5-MS phase shows the outstanding performance of the silarylene phase.

The unmatched low background level of the OPTIMA® 5 MS Accent, which is approximately three times lower compared to a 5 MS brand column, provides significantly increased sensitivity and allows the application in trace analyses particularly of high-boiling compounds.

Background noise at 340 °C



Ordering information

Length →	12 m	15 m	25 m	30 m	50 m	60 m
0.2 mm ID (0.4 mm OD)						
0.20 µm film			725810.25		725810.50	
0.35 µm film	725815.12				725815.50	
0.25 mm ID (0.4 mm OD)						
0.25 µm film		725820.15		725820.30		725820.60
0.50 µm film				725825.30		725825.60
1.00 µm film				725826.30		725826.60
0.32 mm ID (0.5 mm OD)						
0.25 µm film				725811.30		725811.60
0.50 µm film				725813.30		
1.00 µm film			725812.25			725812.60

Each column is individually tested and supplied with test certificate and test chromatogram, but without fittings or ferrules. Column ends are melted or closed with septa, and thus protected from atmospheric oxygen. Additionally, we supply the corresponding test mixture with each column.



OPTIMA® XLB

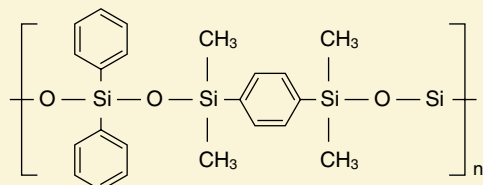
chemically bonded, cross-linked silarylene phase, optimised silarylene content for lowest column bleed

NEW!



max. temperature for isothermal operation 340 °C, max. temperature for short isotherms in a temperature programme 360 °C,

silarylene phase

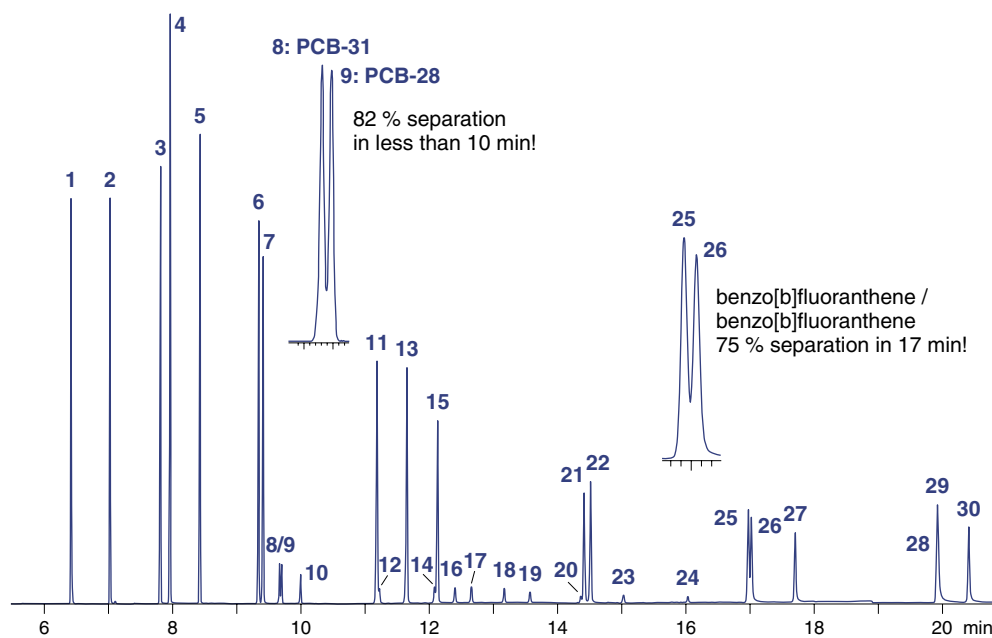


similar phases: DB-XLB, Rtx-XLB, MDN-12, VF-XMS

- **lowest column bleed**, nonpolar phase, ideal for ion trap and quadrupol MS detectors
- perfect inertness for basic compounds
- solvent rinsing for removal of impurities applicable
- application areas: ultra low bleed phase, highly selective for environmental and trace analyses, pesticides
- recommended phase for PCB separations

Rapid separation of PCB and PAH

Column: OPTIMA® XLB, 0.25 µm film, 30 m x 0.25 mm ID, Cat. No. 725850.30
 Injection volume: 1 µl, standard 0.005 ng/µl
 Injection: 250 °C, pulsed, splitless, pulse 1.38 bar in 1 min
 Purge flow: 60 ml/min He
 Temperature: 40 °C (2 min) → 240 °C (2 min), 30 °C/min → 340 °C (5 min), 10 °C/min
 Detection: MS source 230 °C, interface 280 °C, quadrupol 150 °C



Peaks:

1. Naphthalene
2. 2-Methylnaphthalene
3. Acenaphthylene
4. Acenaphthene
5. Fluorene
6. Phenanthrene
7. Anthracene
8. PCB-31
9. PCB-28
10. PCB-52
11. Fluoranthene
12. PCB-101
13. Pyrene
14. PCB-77
15. 2-Methylfluoranthene
16. PCB-118
17. PCB-153
18. PCB-138
19. PCB-126
20. PCB-180
21. Benz[a]anthracene
22. Chrysene
23. PCB-169
24. PCB-194
25. Benzo[b]fluoranthene
26. Benzo[k]fluoranthene
27. Benzo[a]pyrene
28. Dibenzo[ah]anthracene
29. Indeno[1,2,3-cd]pyrene
30. Benzo[ghi]perylene


Courtesy of Centre d'Analyses de Recherche, Lab. d'Hydrologie, F-65400 Illkirch, France

MN Appl. No. 212920

Ordering information

Length →	30 m	60 m
0.25 mm ID (0.4 mm OD)		
0.25 µm film	725850.30	725850.60

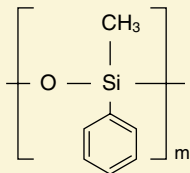
On request, all columns can be supplied on a 5 inch (13 cm) cage for the Agilent GC 6850. For ordering, please add an E at the end of the catalogue number (e.g. 725850.60E).



OPTIMA® high performance capillary columns

OPTIMA® 17

medium polar phase



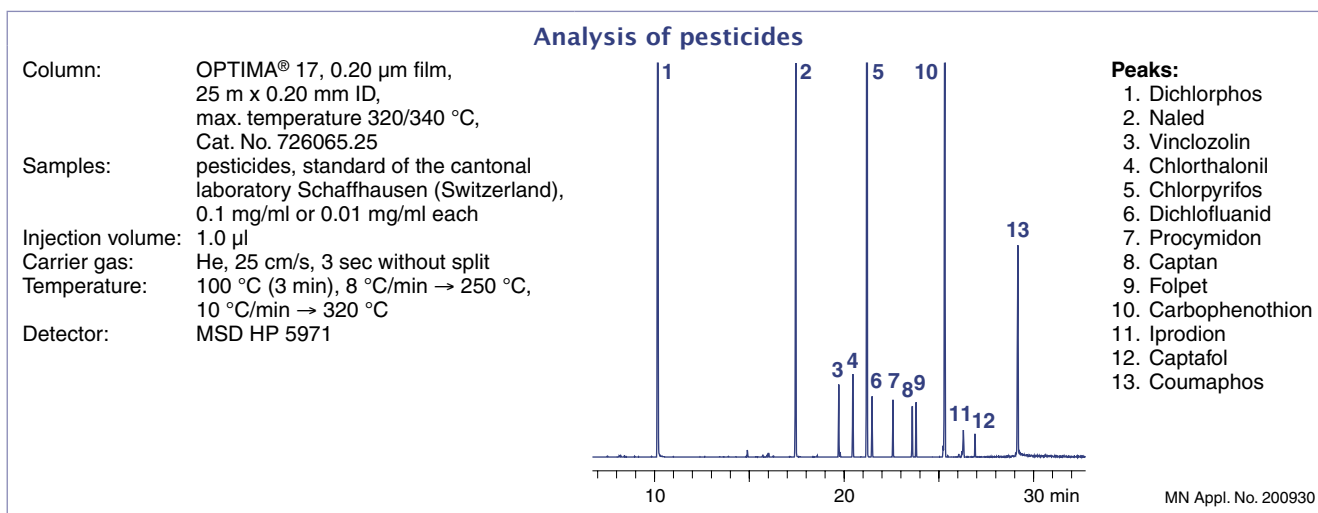
similar phases: OV-17, DB-17, HP-50+, HP-17, SPB-50, SP-2250, Rtx-50, CP-Sil 24 CB, 007-17, ZB-50

phenylmethylpolysiloxane (50 % phenyl)

max. temperature for isothermal operation 320 °C, max. temperature for short isotherms in a temperature programme 340 °C for 0.53 mm ID columns the max. temperatures are 300 and 320 °C, resp.

- suitable for higher temperatures
- preferred applications: steroids, pesticides, drug analyses
- USP G3

Capillary columns for GC



Ordering information

Length →	10 m	12 m	15 m	25 m	30 m	50 m	60 m
0.1 mm ID (0.4 mm OD)							
0.10 µm film	726848.10						
0.2 mm ID (0.4 mm OD)							
0.20 µm film		726065.12		726065.25		726065.50	
0.50 µm film				726066.25		726066.50	
0.25 mm ID (0.4 mm OD)							
0.15 µm film				726742.25	726742.30	726742.50	726742.60
0.25 µm film		726022.15		726022.25	726022.30	726022.50	726022.60
0.50 µm film				726067.25	726067.30	726067.50	726067.60
0.32 mm ID (0.5 mm OD)							
0.15 µm film					726755.30		
0.25 µm film				726351.25	726351.30	726351.50	726351.60
0.35 µm film				726757.25	726757.30	726757.50	726757.60
0.50 µm film				726744.25	726744.30	726744.50	726744.60
0.53 mm ID (0.8 mm OD)							
1.00 µm film	726747.10		726747.15	726747.25	726747.30		

In addition to this standard programme we will be happy to supply columns custom-made to your specifications.

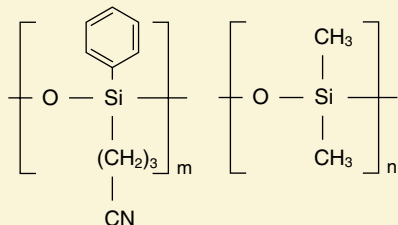
On request, all columns can be supplied on a 5 inch (13 cm) cage for the Agilent GC 6850. For ordering, please add an E at the end of the catalogue number (e.g. 726470.30E)



OPTIMA® 1701

14 % cyanopropyl-phenyl – 86 % dimethylpolysiloxane

medium polar phase



similar phases: OV-1701, DB-1701, CP-Sil 19
CB, HP-1701, Rtx-1701, SPB-1701, 007-1701,
BP10, ZB-1701

max. temperature for isothermal operation
300 °C, max. temperature for short isotherms in
a temperature programme 320 °C
for 0.53 mm ID columns the max. temperatures
are 280 and 300 °C, resp.

special selectivity due to high cyanopropyl con-
tent

reference column for structure identification,
e.g. in combination with OPTIMA® 5

film thickness ≥ 1 µm for solvent analyses

USP G46

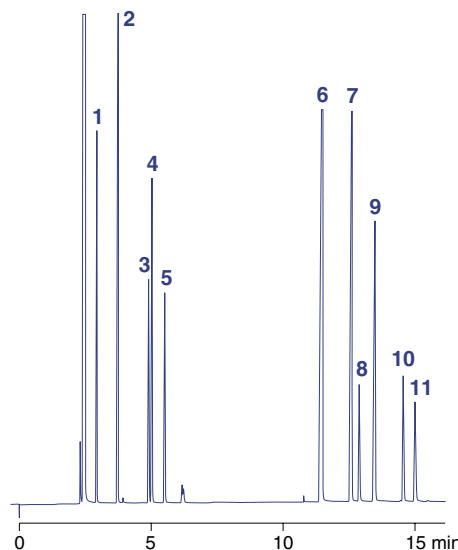
Analysis of aromatic hydrocarbons

Column: OPTIMA® 1701, 0.25 µm film, 25 m x 0.32 mm ID,
Cat. No. 726318.25, max. temperature 300/320 °C
Injection volume: 1 µl
Carrier gas: 0.6 bar N₂
Split: 1:40
Temperature: 60 °C → 120 °C, 4 °C/min
Detector: FID 260 °C

Peaks:

1. Benzene
2. Toluene
3. Ethylbenzene
4. *p*-Xylene
5. *o*-Xylene
6. Phenol
7. 2-Methylphenol
8. 2,6-Dimethylphenol
9. 4-Methylphenol
10. 2,4-Dimethylphenol
11. 2,4,6-Trimethylphenol


MN Appl. No. 200400



Ordering information

Length →	10 m	15 m	25 m	30 m	50 m	60 m
0.2 mm ID (0.4 mm OD)						
0.20 µm film			726841.25		726841.50	
0.25 mm ID (0.4 mm OD)						
0.25 µm film	726058.10	726058.15	726058.25	726058.30	726058.50	726058.60
0.50 µm film				726064.30		726064.60
1.00 µm film				726965.30		
0.32 mm ID (0.5 mm OD)						
0.25 µm film	726318.10	726318.15	726318.25	726318.30	726318.50	726318.60
0.35 µm film			726824.25	726824.30	726824.50	726824.60
0.50 µm film			726320.25	726320.30	726320.50	726320.60
1.00 µm film			726929.25	726929.30	726929.50	726929.60
0.53 mm ID (0.8 mm OD)						
1.00 µm film	726545.10	726545.15	726545.25	726545.30		
2.00 µm film		726735.15	726735.25	726735.30	726735.50	

In addition to this standard programme we will be happy to supply columns custom-made to your specifications.

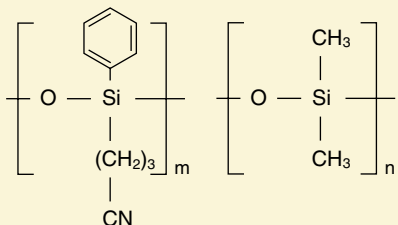


OPTIMA® high performance capillary columns

OPTIMA® 1301

6 % cyanopropyl-phenyl – 94 % dimethylpolysiloxane

medium polar phase



similar phases: HP-1301, DB-1301, SPB-1301, Rx-1301, CP-1301, 007-1301

max. temperature for isothermal operation 300 °C, max. temperature for short isotherms in a temperature programme 320 °C

ideal for pesticide analyses

for corresponding columns with higher film thickness see OPTIMA® 624

USP G43

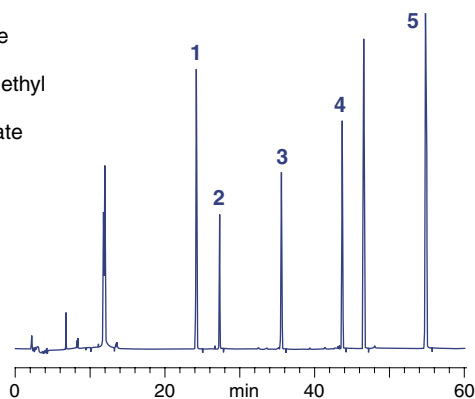
Capillary columns for GC

Analysis of a pesticide mixture

Column: OPTIMA® 1301, 0.25 µm film, 60 m x 0.25 mm ID, max. temperature 300/320 °C, Cat. No. 726 771.60
 Injection: 3 µl (0.1 ng/µl), 80 °C (1 min) → 250 °C (1 min) pulsed splitless
 Carrier gas: He, 54 ml/min
 Temperature: 80 °C (2 min) → 190 °C, 20 °C/min (12 min) → 240 °C, 2 °C/min (23 min) → 260 °C, 10 °C/min (20 min)
 Detector: ECD

Peaks :

1. Propyzamide
2. Vinclozolin
3. Bromophos-ethyl
4. 2,4-DDT
5. Brompropylate



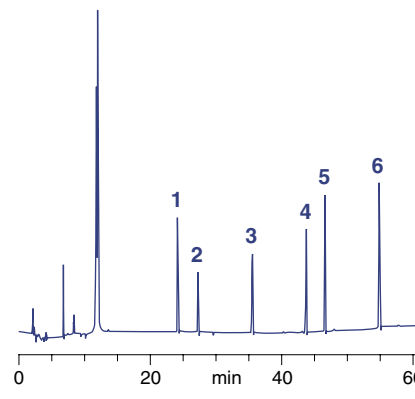
MN Appl. No. 210620

Analysis of a PCB mixture

Column: OPTIMA® 1301, 0.25 µm film, 60 m x 0.25 mm ID, max. temperature 300/320 °C, Cat. No. 726 771.60
 Injection: 3 µl (0.1 ng/µl), 80 °C (1 min) → 250 °C (1 min) pulsed splitless
 Carrier gas: He, 54 ml/min
 Temperature: 80 °C (2 min) → 190 °C, 20 °C/min (12 min) → 240 °C, 2 °C/min (23 min) → 260 °C, 10 °C/min (20 min)
 Detector: ECD

Peaks :

1. PCB-28
2. PCB-52
3. PCB-128
4. PCB-153
5. PCB-138
6. PCB-180



MN Appl. No. 210650

Ordering information

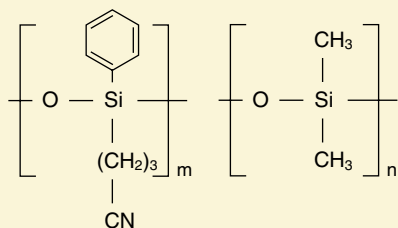
Length →	25 m	30 m	50 m	60 m
0.25 mm ID (0.4 mm OD)				
0.25 µm film	726771.25	726771.30	726771.50	726771.60
0.32 mm ID (0.5 mm OD)				
0.25 µm film	726777.25	726777.30		726777.60
1.00 µm film		726780.30	726780.50	726780.60
0.53 mm ID (0.8 mm OD)				
1.00 µm film	726783.25			
In addition to this standard programme we will be happy to supply columns custom-made to your specifications.				

Each column is individually tested and supplied with test certificate and test chromatogram, but without fittings or ferrules. Column ends are melted or closed with septa, and thus protected from atmospheric oxygen. Additionally, we supply the corresponding test mixture with each column.



OPTIMA® 624

medium polar phase



similar phases: HP-624, HP-VOC, DB-624, DB-VRX, SPB-624, CP-624, Rtx-624, Rtx-Volatiles, 007-624, BP624, VOCOL

6 % cyanopropyl-phenyl – 94 % dimethylpolysiloxane

max. temperature for isothermal operation 280 °C, max. temperature for short isotherms in a temperature programme 300 °C

recommended for environmental analyses

for corresponding columns with lower film thickness see OPTIMA® 1301

USP G43

OPTIMA® 624 LB

excellent Low Bleed columns for halogenated hydrocarbons, volatiles, aromatic compounds, solvents etc.

6 % cyanopropyl-phenyl – 94 % dimethylpolysiloxane

Solvents and semi-volatiles

Column: OPTIMA® 624 LB, 1.8 µm film, 30 m x 0.32 mm ID, Cat. No. 726786.30; retention gap Phe-Sil 0.5 m x 0.53 mm, Cat. No. 723711.10

Carrier gas: 1.1 bar He

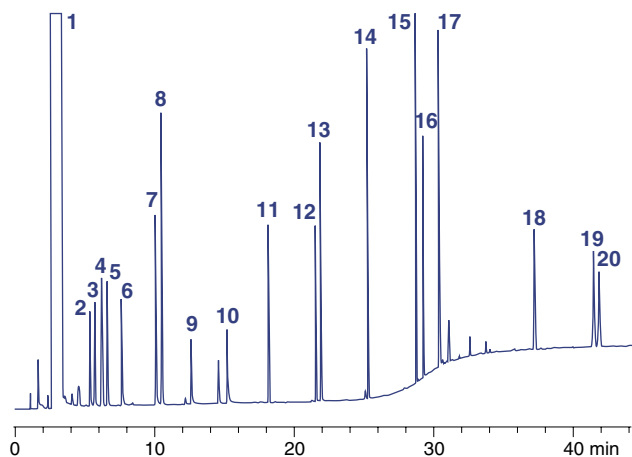
Temperature: 45 °C (3 min) → 150 °C (6 °C/min) → 300 °C (18 °C/min), 20 min 300 °C

Injection: 1 µl (10 ppm per substance in acetone), cold on-column

Detection: FID 280 °C

Peaks:

- | | |
|-----------------------|---------------------------------------|
| 1. Acetone | 11. Decane |
| 2. Ethyl acetate | 12. Octanol-1 |
| 3. Tetrahydrofuran | 13. Acetophenone |
| 4. Cyclohexane | 14. Butyrophenone |
| 5. Methyl-2-butanol-2 | 15. Heptanophenone |
| 6. Butanol-1 | 16. Methoxy-5-indole |
| 7. Pyridine | 17. Dibenzylamine |
| 8. Toluene | 18. Methyl eicosanoate |
| 9. Dimethylformamide | 19. Methyl <i>cis</i> -13-docosenoate |
| 10. Dimethylsulfoxide | 20. Methyl docosanoate |




MN Appl. No. 212520

Ordering information

Length →	25 m	30 m	50 m	60 m
OPTIMA® 624	0.2 mm ID (0.4 mm OD)			
	1.10 µm film	726784.25		
	0.25 mm ID (0.4 mm OD)			
	1.40 µm film	726785.25	726785.30	726785.50 726785.60
0.32 mm ID (0.5 mm OD)	1.80 µm film	726787.25	726787.30	726787.50 726787.60
	0.53 mm ID (0.8 mm OD)			
	3.00 µm film	726789.25	726789.30	
OPTIMA® 624 LB	0.32 mm ID (0.5 mm OD)			
	1.80 µm film		726786.30	726786.50

In addition to this standard programme we will be happy to supply columns custom-made to your specifications.

On request, all columns can be supplied on a 5 inch (13 cm) cage for the Agilent GC 6850. For ordering, please add an E at the end of the catalogue number (e.g. 726470.30E)

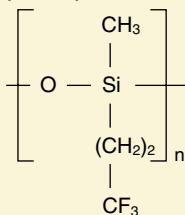


OPTIMA® high performance capillary columns

OPTIMA® 210

trifluoropropyl-methylpolysiloxane (50 % trifluoropropyl)

⬢ polar phase



similar phases: OV-210, DB-210, Rtx-200, 007-210



max. temperature for isothermal operation 260 °C, max. temperature for short isotherms in a temperature programme 280 °C

⬢ recommended for environmental analyses, especially for *o*-, *m*- and *p*-substituted aromatic hydrocarbons

⬢ close equivalent to USP G6

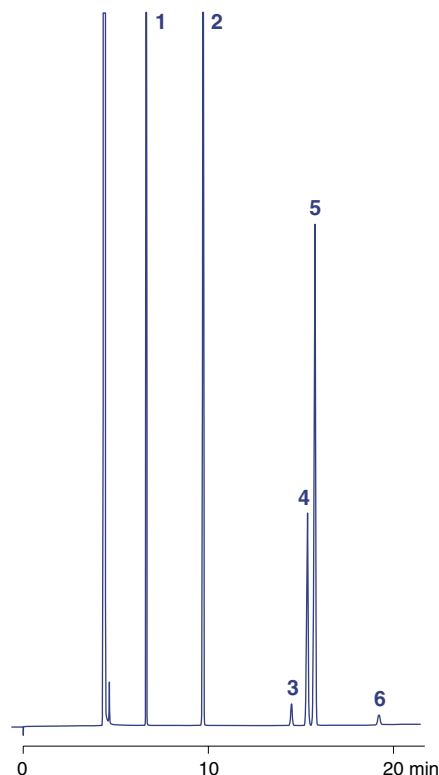
Capillary columns for GC

Aromatic hydrocarbons (BTX)

Column: OPTIMA® 210, 0.5 µm film, 50 m x 0.25 mm ID, max. temperature 240/260 °C, Cat. No. 726874.50
 Injection volume: 0.5 µl
 Carrier gas: 130 kPa N₂ (1.1 ml/min)
 Split: 105 ml/min
 Temperature: 50 °C
 Detector: FID 250 °C, 2⁶

Peaks:

1. Benzene
2. Toluene
3. Ethylbenzene
4. *p*-Xylene
5. *m*-Xylene
6. *o*-Xylene



MN Appl. No. 2000230

Ordering information

Length →	15 m	25 m	30 m	50 m	60 m
0.25 mm ID (0.4 mm OD)					
0.25 µm film	726871.15	726871.25	726871.30	726871.50	726871.60
0.50 µm film			726874.30	726874.50	726874.60
0.32 mm ID (0.5 mm OD)					
0.25 µm film	726877.15		726877.30	726877.50	726877.60
0.50 µm film		726880.25	726880.30	726880.50	726880.60

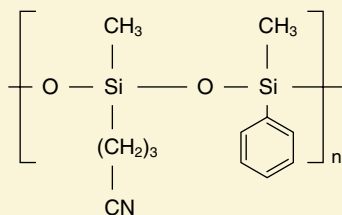
In addition to this standard programme we will be happy to supply columns custom-made to your specifications.

Each column is individually tested and supplied with test certificate and test chromatogram, but without fittings or ferrules. Column ends are melted or closed with septa, and thus protected from atmospheric oxygen. Additionally, we supply the corresponding test mixture with each column.



OPTIMA® 225 50 % cyanopropyl-methyl - 50 % phenylmethylpolysiloxane

◈ polar phase



similar phases: DB-225, HP-225, OV-225, Rtx-225, CP-Sil 43, 007-225, BP225

🌡 max. temperature for isothermal operation 260 °C, max. temperature for short isotherms in a temperature programme 280 °C

◈ recommended for fatty acid analyses

◈ close equivalent to USP G7 / G19

Analysis of FAME in porcine fat

Column: OPTIMA® 225, 0.25 µm film, 25 m x 0.32 mm ID, max. temperature 260/280 °C, Cat. No. 726352.25

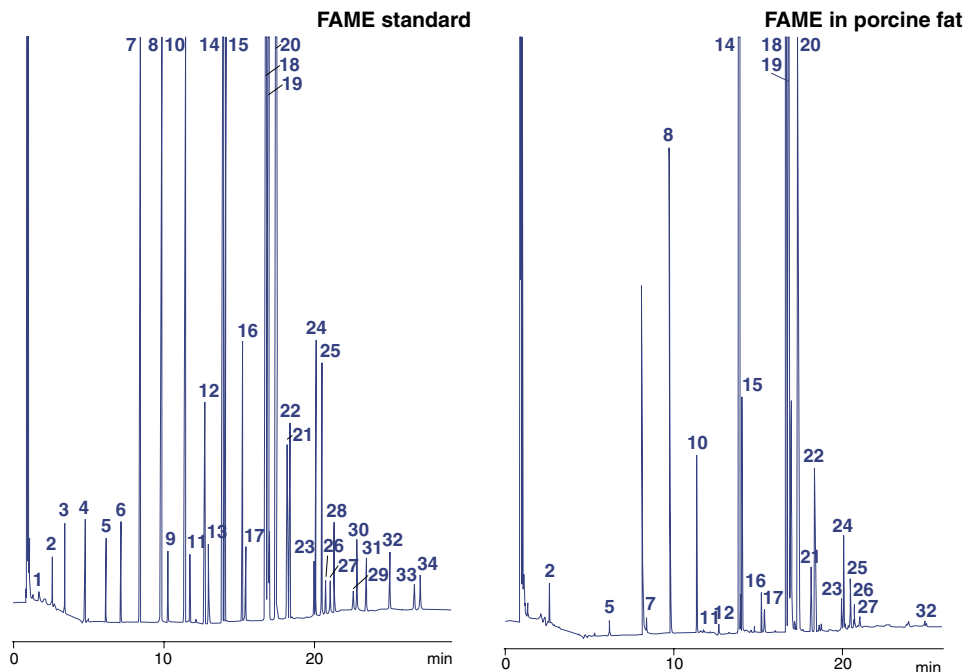
Injection volume: 1 µl, split 1:40; carrier gas 60 kPa H₂

Temperature: 50 °C (2 min) → 125 °C, 30 °C/min → 160 °C, 5 °C/min → 180 °C, 20 °C/min → 200 °C, 3 °C/min → 220 °C, 20 °C/min (10 min)

Detector: FID 260 °C

Peaks:

- | | |
|-----------|-----------|
| 1. C4:0 | 18. C18:0 |
| 2. C5:0 | 19. C18:1 |
| 3. C6:0 | 20. C18:2 |
| 4. C8:0 | 21. C18:3 |
| 5. C10:0 | 22. C19:0 |
| 6. C11:0 | 23. C20:0 |
| 7. C12:0 | 24. C20:1 |
| 8. C13:0 | 25. C20:2 |
| 9. C13:1 | 26. C20:4 |
| 10. C14:0 | 27. C20:3 |
| 11. C14:1 | 28. C20:5 |
| 12. C15:0 | 29. C22:0 |
| 13. C15:1 | 30. C22:1 |
| 14. C16:0 | 31. C22:2 |
| 15. C16:1 | 32. C22:6 |
| 16. C17:0 | 33. C24:0 |
| 17. C17:1 | 34. C24:1 |



Courtesy of Dr. Bantleon, Mr. Leusche, Mr. Hagemann, VFG-Labor, Versmold, Germany


MN Appl. No. 210060

Ordering information

Length →	10 m	15 m	25 m	30 m	50 m	60 m
0.10 mm ID (0.4 mm OD)						
0.10 µm film	726080.10					
0.25 mm ID (0.4 mm OD)						
0.25 µm film		726118.15	726118.25	726118.30	726118.50	726118.60
0.32 mm ID (0.5 mm OD)						
0.25 µm film			726352.25	726352.30	726352.50	726352.60

In addition to this standard programme we will be happy to supply columns custom-made to your specifications.

On request, all columns can be supplied on a 5 inch (13 cm) cage for the Agilent GC 6850. For ordering, please add an E at the end of the catalogue number (e.g. 726470.30E)

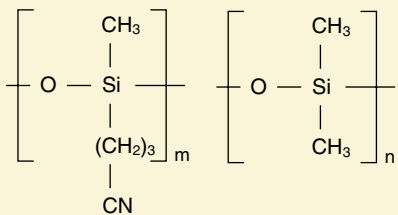


OPTIMA® high performance capillary columns

OPTIMA® 240

33 % cyanopropyl-methyl – 67 % dimethylpolysiloxane

⬢ polar phase



no similar phases

🌡 max. temperature for isothermal operation 260 °C,
max. temperature for short isotherms in a temperature programme 280 °C

⬢ recommended for FAMES, dioxins

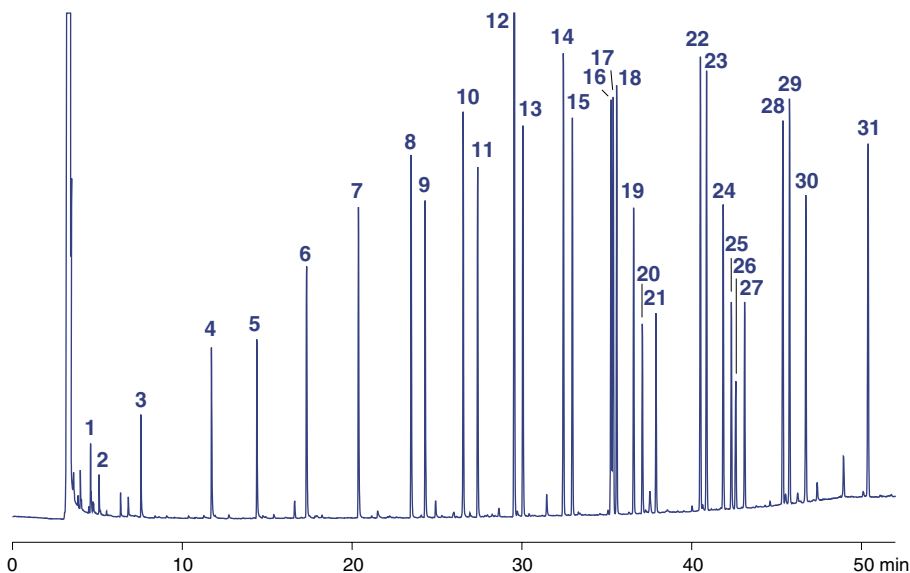
Capillary columns for GC

Fatty acid methyl esters *cis/trans* C 18:1 (FAME)

Column: OPTIMA® 240, 0.25 film, 60 m x 0.25 mm ID, max. temperature 260/280 °C, Cat. No. 726089.60
 Sample: FAME mixture
 Injection volume: 1.0 µl, split 1 : 25
 Carrier gas: 150 kPa H₂
 Temperature: 80 °C → 120 °C, 20 °C/min → 260 °C (10 min), 3 °C/min
 Detector: FID 280 °C

Peaks:

- | | |
|-----------|-------------------------|
| 1. C4:0 | 17. <i>trans</i> -C18:1 |
| 2. C5:0 | 18. <i>cis</i> -C18:1 |
| 3. C8:0 | 19. C18:2 |
| 4. C10:0 | 20. C18:3 |
| 5. C11:0 | 21. C18:3 |
| 6. C12:0 | 22. C20:0 |
| 7. C13:0 | 23. C20:1 |
| 8. C14:0 | 24. C20:2 |
| 9. C14:1 | 25. C20:3 |
| 10. C15:0 | 26. C20:4 |
| 11. C15:1 | 27. C20:3 |
| 12. C16:0 | 28. C22:0 |
| 13. C16:1 | 29. C22:1 |
| 14. C17:0 | 30. C22:3 |
| 15. C17:1 | 31. C24:1 |
| 16. C18:0 | |



MN Appl. No. 201620

Ordering information

Length →	25 m	30 m	50 m	60 m
0.25 mm ID (0.4 mm OD)				
0.25 µm film		726089.30	726089.50	726089.60
0.50 µm film		726090.30		726090.60
0.32 mm ID (0.5 mm OD)				
0.25 µm film	726091.25	726091.30	726091.50	726091.60
0.35 µm film		726095.30		726095.60
0.50 µm film		726096.30		726096.60

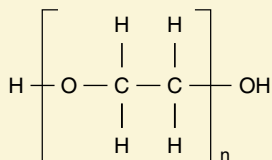
In addition to this standard programme we will be happy to supply columns custom-made to your specifications.

Each column is individually tested and supplied with test certificate and test chromatogram, but without fittings or ferrules. Column ends are melted or closed with septa, and thus protected from atmospheric oxygen. Additionally, we supply the corresponding test mixture with each column.



OPTIMA® WAX

◈ polar phase



similar phases: PERMABOND® CW 20 M (page 222), DB-Wax, Supelcowax, HP-Wax, HP-INNOWAX, Rtx-Wax, CP-Wax 52 CB, Stabilwax, 007-CW, BP20, AT-Wax, ZB-Wax

polyethylene glycol 20 000 dalton

for columns with 0.25 – 0.32 mm ID the max. temperature for isothermal operation is 250 °C, the max. temperature for short isotherms in a temperature programme is 260 °C for 0.53 mm ID columns the max. temperatures are 220 and 240 °C, resp.

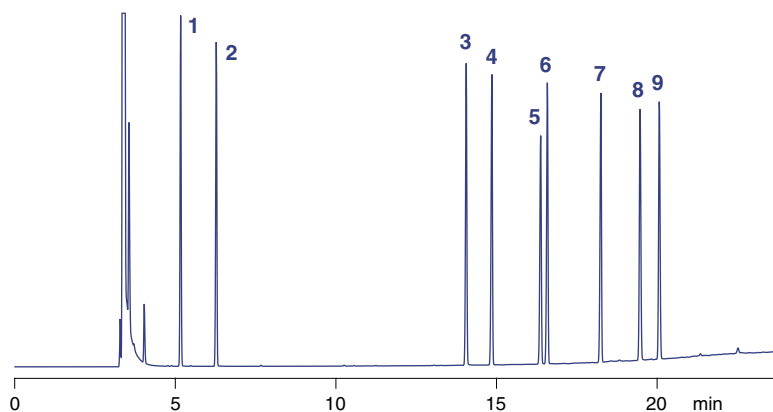
- ◈ recommended for solvent analysis and alcohols suitable for aqueous solutions
- ◈ USP G16

Modified Grob test

Column: OPTIMA® WAX, 0.5 µm film, 50 m x 0.32 mm ID, max. temperature 250/260 °C, Cat. No. 726296.50
 Injection volume: 1 µl
 Carrier gas: 1.2 bar He
 Split: 1:20
 Temperature: 80 °C → 250 °C, 8 °C/min
 Detector: FID 250 °C

Peaks:

1. Decane
2. Undecane
3. Octanol
4. Methyl decanoate
5. Dicyclohexylamine
6. Methyl undecanoate
7. Methyl dodecanoate
8. 2,6-Dimethylaniline
9. 2,6-Dimethylphenol




MN Appl. No. 211170

Ordering information

Length →	25 m	30 m	50 m	60 m
0.25 mm ID (0.4 mm OD)				
0.25 µm film	726600.25	726600.30	726600.50	726600.60
0.32 mm ID (0.5 mm OD)				
0.25 µm film	726321.25	726321.30	726321.50	726321.60
0.50 µm film	726296.25	726296.30	726296.50	726296.60
0.53 mm ID (0.8 mm OD)				
1.00 µm film	726549.25	726549.30		
2.00 µm film		726548.30		

In addition to this standard programme we will be happy to supply columns custom-made to your specifications.

On request, all columns can be supplied on a 5 inch (13 cm) cage for the Agilent GC 6850. For ordering, please add an E at the end of the catalogue number (e.g. 726470.30E)



OPTIMA® high performance capillary columns

OPTIMA® FFAP

- ⊕ polar phase
- similar phases: PERMABOND® FFAP (page 222), DB-FFAP, HP-FFAP, CP-Sil 58 CB, 007-FFAP, CP-FFAP CB, Nukol
- ⊕ close equivalent to USP G25 / G35

polyethylene glycol 2-nitroterephthalate

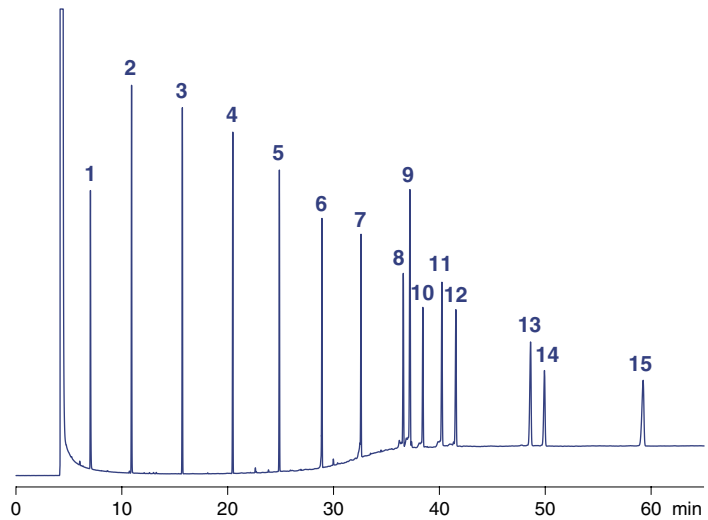
- ⊕ for columns with 0.10 – 0.32 mm ID the max. temperature for isothermal operation is 250 °C, the max. temperature for short isotherms in a temperature programme is 260 °C for 0.53 mm ID columns the max. temperatures are 220 and 240 °C, resp.
- ⊕ recommended for FAME, free carboxylic acids

Capillary columns for GC

FAME test

Column: OPTIMA® FFAP, 0.25 µm film, 60 m x 0.32 mm ID, max. temperature 250/260 °C, Cat. No. 726341.60
 Carrier gas: 1.2 bar He, split
 Temperature: 55 °C → 250 °C, 6 °C/min
 Injection: 1.0 µl, 220 °C
 Detector: FID 220 °C

- Peaks:**
1. C4
 2. C6
 3. C8
 4. C10
 5. C12
 6. C14
 7. C16
 8. C18
 9. C18:1 *cis/trans*
 10. C18:2
 11. C18:3
 12. C20
 13. C22
 14. C22:1
 15. C24



MN Appl. No. 211140

Ordering information

Length →	10 m	25 m	30 m	50 m	60 m
0.10 mm ID (0.4 mm OD)					
0.10 µm film	726180.10				
0.25 mm ID (0.4 mm OD)					
0.25 µm film		726116.25	726116.30	726116.50	726116.60
0.32 mm ID (0.5 mm OD)					
0.25 µm film		726341.25	726341.30	726341.50	726341.60
0.50 µm film		726344.25	726344.30	726344.50	
0.53 mm ID (0.8 mm OD)					
0.50 µm film			726345.30		
1.00 µm film		726346.25			

In addition to this standard programme we will be happy to supply columns custom-made to your specifications.

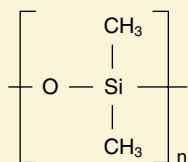
Each column is individually tested and supplied with test certificate and test chromatogram, but without fittings or ferrules. Column ends are melted or closed with septa, and thus protected from atmospheric oxygen. Additionally, we supply the corresponding test mixture with each column.



PERMABOND® SE-30

100 % dimethylpolysiloxane

nonpolar phase



max. temperature for isothermal operation 300 °C,
max. temperature for short isotherms in a temperature programme 320 °C

Ordering information

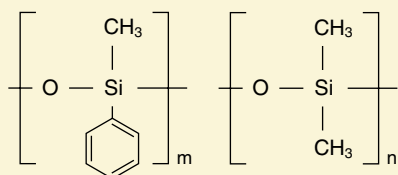
Length →	25 m	50 m
0.25 mm ID (0.4 mm OD)		
0.25 µm film	723052.25	723052.50
0.32 mm ID (0.5 mm OD)		
0.25 µm film	723306.25	
0.50 µm film		723308.50

In addition to this standard programme we will be happy to supply columns custom-made to your specifications.

PERMABOND® SE-52

5 % phenyl - 95 % dimethylpolysiloxane

nonpolar phase




max. temperature for isothermal operation 300 °C,
max. temperature for short isotherms in a temperature programme 320 °C

Ordering information

Length →	25 m
0.25 mm ID (0.4 mm OD)	
0.25 µm film	723054.25
0.32 mm ID (0.5 mm OD)	
0.25 µm film	723310.25
0.50 µm film	723312.25

In addition to this standard programme we will be happy to supply columns custom-made to your specifications.

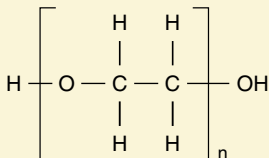
Each column is individually tested and supplied with test certificate and test chromatogram, but without fittings or ferrules. Column ends are melted or closed with septa, and thus protected from atmospheric oxygen. Additionally, we supply the corresponding test mixture with each column.



PERMABOND® capillary columns

PERMABOND® CW 20 M

⬢ polar phase



similar phases see OPTIMA® WAX page 219

polyethylene glycol 20 000 dalton

- 0.1 – 0.32 mm ID: max. temperature for isothermal operation 220 °C, max. temperature for short isotherms in a temperature programme 240 °C
- 0.53 mm ID: max temperatures 200 and 220 °C, resp.
- ⬢ recommended for solvent analyses and alcohols suitable for aqueous solutions
- ⬢ USP G16

Ordering information

Length →	10 m	25 m	30 m	50 m	60 m
0.1 mm ID (0.4 mm OD)					
0.10 µm film	723064.10				
0.25 mm ID (0.4 mm OD)					
0.25 µm film	723060.10	723060.25	723060.30	723060.50	723060.60
0.32 mm ID (0.5 mm OD)					
0.25 µm film	723321.10	723321.25	723321.30	723321.50	723321.60
0.35 µm film	723827.10	723827.25		723827.50	
0.50 µm film	723296.10	723296.25	723296.30	723296.50	723296.60
0.53 mm ID (0.8 mm OD)					
0.50 µm film	723515.10	723515.25			
1.00 µm film	723549.10	723549.25	723549.30		
2.00 µm film	723517.10	723517.25	723517.30		

In addition to this standard programme we will be happy to supply columns custom-made to your specifications.

PERMABOND® FFAP

⬢ polar phase

similar phases see OPTIMA® FFAP page 220

polyethylene glycol 2-nitroterephthalate

- 0.1 – 0.32 mm ID: max. temperature for isothermal operation 220 °C, max. temperature for short isotherms in a temperature programme 240 °C; 0.53 mm ID: max temperatures 200 and 220 °C, resp.
- ⬢ recommended for FAME, free carboxylic acids

Ordering information

Length →	10 m	20 m	25 m	30 m	50 m	60 m
0.1 mm ID (0.4 mm OD)						
0.10 µm Film	723180.10	723180.20				
0.25 µm Film	723181.10					
0.25 mm ID (0.4 mm OD)						
0.10 µm film			723936.25		723936.50	
0.25 µm film	723116.10		723116.25	723116.30	723116.50	723116.60
0.32 mm ID (0.5 mm OD)						
0.10 µm film			723356.25		723356.50	
0.25 µm film			723341.25	723341.30	723341.50	723341.60
0.35 µm film	723830.10		723830.25		723830.50	
0.50 µm film	723344.10		723344.25	723344.30	723344.50	723344.60
0.53 mm ID (0.8 mm OD)						
1.00 µm film	723555.10		723555.25		723555.50	


In addition to this standard programme we will be happy to supply columns custom-made to your specifications.



Capillary columns for special GC separations

Certain analytical separations can be performed more easily with chromatographic columns, which have been especially developed for the respective task. The following table summarises our programme of GC speciality capillaries, the individual column types are described in detail on the following pages.

Separation / special application		Recommended capillary column	Page
Fast GC		OPTIMA® δ -3, OPTIMA® δ -6 OPTIMA® 1, OPTIMA® 5, OPTIMA® 17, OPTIMA® 225, OPTIMA® FFAP PERMABOND® CW 20 M, FFAP all 0.10 mm ID	224
Amines	polyfunctional amines	OPTIMA® 5 Amine	225
	amine separations	FS-CW 20 M-AM	226
Petrochemical products (complex hydrocarbon mixtures)		PERMABOND® P-100	226
Environmental analyses	volatile halogenated hydrocarbons	PERMABOND® SE-54 HKW	227
Triglycerides		OPTIMA® 1-TG OPTIMA® 17-TG	228
Silanes (monomeric, e. g. chlorosilanes)		PERMABOND® Silane	229
Diethylene glycol, e. g. for the quality control of wine		PERMABOND® CW 20 M-DEG	229
Enantiomer separation	cyclodextrin phases	FS-LIPODEX® A	230
		FS-LIPODEX® B	
		FS-LIPODEX® C	-
		FS-LIPODEX® D	231
		FS-LIPODEX® E	
		FS-LIPODEX® G	-
		FS-HYDRODEX β -PM	232
		FS-HYDRODEX β -3 P	
		FS-HYDRODEX β -6TBDM	-
		FS-HYDRODEX β -TBDAC	233
FS-HYDRODEX γ -TBDAC	-		
	diamide type chiral polysiloxane	PERMABOND® L-CHIRASIL-VAL	234



Capillary columns for special separations

Columns for fast GC

- characteristics of **fast GC**: decreased column diameters, high heating rates and decreased column lengths for faster GC separations with high resolution efficiency
- small inner diameters combined with very fast temperature programmes can reduce the analysis time by up to 80 %
- high heating rates place special demands on stationary phases: OPTIMA® columns meet exactly this requirement, as they show very low bleeding and provide long lifetimes, even when continuously subjected to high heating rates
- small inner diameters result in high column inlet pressures and a lower volume flow of the mobile phase, which as a consequence require very fast injection of very small samples against a high pressure
- the amount of sample, which can be injected, is limited by the inner diameter and the thin film
- high sensitivity detectors with small volume and extremely short response time, as well as a very rapid data acquisition and processing are required

Comparison of a separation on a 50 m standard capillary with separation on a 10 m fast GC column

A) Fast GC column

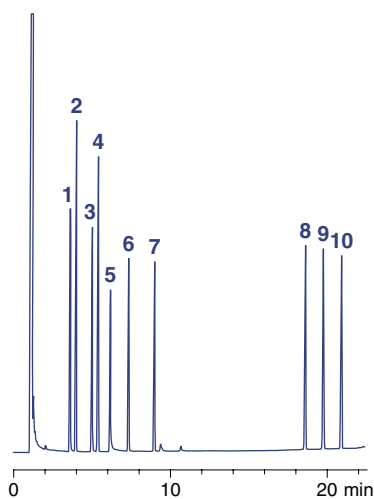
Column: OPTIMA® 5, 0.1 µm film, 10 m x 0.1 mm ID,
max. temperature 340/360 °C, Cat. No. 726846.10
injection 1 µl, split 1 : 40, carrier gas 0.75 bar He

both separations: temperature:
80 °C → 320 °C (10 min),
8 °C/min, detector: FID

While maintaining the temperature programme and halving the pressure a time saving of 30 % results with identical separation efficiency.

Peaks:

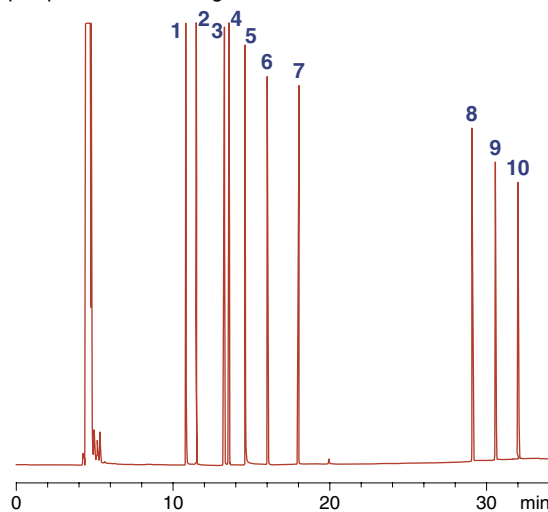
- Octanol
- Undecane
- Dimethylaniline
- Dodecane
- Decylamine
- Methyl decanoate
- Methyl undecanoate
- Henicosane
- Docosane
- Tricosane



MN Appl. No. 211260

B) standard GC column

Column: OPTIMA® 5, 0.25 µm film, 50 m x 0.25 mm ID,
max. temperature 340/360 °C, Cat. No. 726056.50
injection 1 µl, split 1 : 35, carrier gas 1.5 bar He



Ordering information

Phase	max. temperature	ID [mm]	film thickness [µm]	Cat. No. (10 m)	Cat. No. (20 m)
OPTIMA® 1	340/360 °C	0.10	0.10	726024.10	726024.20
		0.10	0.40		726025.20
OPTIMA® 5	340/360 °C	0.10	0.10	726846.10	
OPTIMA® δ-3	340/360 °C	0.10	0.10	726410.10	726410.20
OPTIMA® δ-6	340/360 °C	0.10	0.10	726490.10	
OPTIMA® 17	320/340 °C	0.10	0.10	726848.10	
OPTIMA® 225	260/280 °C	0.10	0.10	726080.10	
OPTIMA® FFAP	250/260 °C	0.10	0.10	726180.10	
PERMABOND® CW 20 M	220/240 °C	0.10	0.10	723064.10	
PERMABOND® FFAP	220/240 °C	0.10	0.10	723180.10	723180.20
		0.10	0.25	723181.10	
OPTIMA® 5 Amine	300/320 °C	0.10	0.40	726361.10	
FS-CW 20 M-AM	220/240 °C	0.10	0.20	733111.10	
FS-LIPODEX® E	200/220 °C	0.10	0.10	723382.10	
FS-HYDRODEX β-6TBDM	230/250 °C	0.10	0.10	723383.10	

In addition to this standard programme, all MN GC phases can be custom-made as fast GC columns.



OPTIMA® 5 Amine

especially deactivated for the analysis of polyfunctional amines such as ethanolamines, amino-functionalised diols and similar compounds, which are important base materials in industrial chemistry, and shows strong tailing on standard-deactivated columns

similar phases: Rtx-5 Amine, PTA-5

USP G27 / G36

special column for analysis of amines



max. temperature for isothermal operation 300 °C,
max. temperature for short isotherms in a temperature programme 320 °C

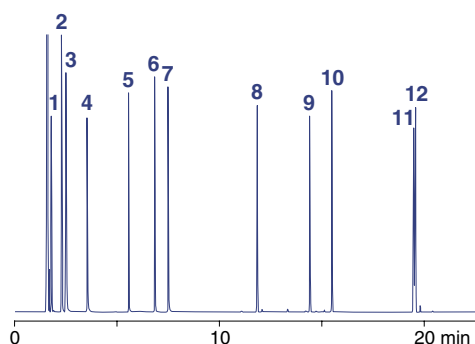
improved linearity for analyses of active components at trace levels: no amine absorptions even for aliphatic and aromatic amines at concentrations of 100 pg/peak tested with the OPTIMA® Amine test mixture (Cat. No. 722317), which among others also contains diethanolamine and propanol-pyridine (this test mixture is supplied with each column)

Separation of secondary and tertiary amines

Column: OPTIMA® 5 Amine, 0.5 µm film, 30 m x 0.25 mm ID, max. temperature 300/320 °C, Cat. No. 726354.30
Injection volume: 1 µl
Carrier gas: 0.6 bar H₂, split 1:100
Temperature: 100 °C (3 min) → 280 °C, 10 °C/min
Detector: FID 280 °C

Peaks:


- | | |
|----------------------|-----------------------|
| 1. Diethylamine | 7. Di-isobutylamine |
| 2. Di-isopropylamine | 8. Tri-n-butylamine |
| 3. Triethylamine | 9. Di-isohexylamine |
| 4. Di-n-propylamine | 10. Dicyclohexylamine |
| 5. Di-n-butylamine | 11. Dibenzylamine |
| 6. Tri-n-propylamine | 12. Tri-n-hexylamine |



MN Appl. No. 210280

Ordering information

Length →	10 m	25 m	30 m
0.1 mm ID (0.4 mm OD)			
0.40 µm film	726361.10		
0.2 mm ID (0.4 mm OD)			
0.35 µm film	726355.25		
0.25 mm ID (0.4 mm OD)			
0.50 µm film			726354.30
1.00 µm film			726358.30
0.32 mm ID (0.5 mm OD)			
0.25 µm film			726360.30
1.00 µm film			726353.30
1.50 µm film			726356.30
0.53 mm ID (0.8 mm OD)			
1.00 µm film			726359.30
3.00 µm film			726357.30



Capillary columns for special separations

FS-CW 20 M-AM

polyethylene glycol 20 000, non-immobilised

- polyethylene glycol, basic for amine separations
similar phases: Carbowax™ Amine, CP-Wax 51, CAM, Stabilwax® DB
- USP G16



max. temperature for isothermal operation 220 °C, max. temperature for short isotherms in a temperature programme 240 °C

Ordering information

Length →	10 m	25 m	50 m
0.1 mm ID (0.4 mm OD)			
0.20 µm film	733111.10		
0.25 mm ID (0.4 mm OD)			
0.25 µm film		733110.25	733110.50
0.32 mm ID (0.5 mm OD)			
0.25 µm film		733299.25	733299.50
0.35 µm film			733442.50
0.53 mm ID (0.8 mm OD)			
1.00 µm film		733551.25	

PERMABOND® P-100

for analyses of petrochemical products

- extra long column with nonpolar dimethylpolysiloxane phase
high resolution and sufficient capacity for analysis of complex mixtures of hydrocarbons
- USP G1 / G2 / G38



max. temperature for isothermal operation 300 °C, max. temperature for short isotherms in a temperature programme 320 °C

Ordering information

Length →	100 m
0.25 mm ID (0.4 mm OD)	
0.50 µm film	723890.100



PERMABOND® SE-54-HKW

for volatile halogenated hydrocarbons

- SE-54 optimised for volatile halogenated hydrocarbons
- USP G36



max. temperature for isothermal operation 300 °C, max. temperature for short isotherms in a temperature programme 320 °C

For the analysis of halogenated hydrocarbons we recommend our optimised columns PERMABOND® SE-54 HKW with 25 or 50 m length with the well-known polysiloxane phase SE-54.

As an alternative and for confirming analytical results, columns OPTIMA® 624 show advantages especially for the determination of 1,1,2-trichlorotrifluoroethane (F 113) besides dichloromethane.

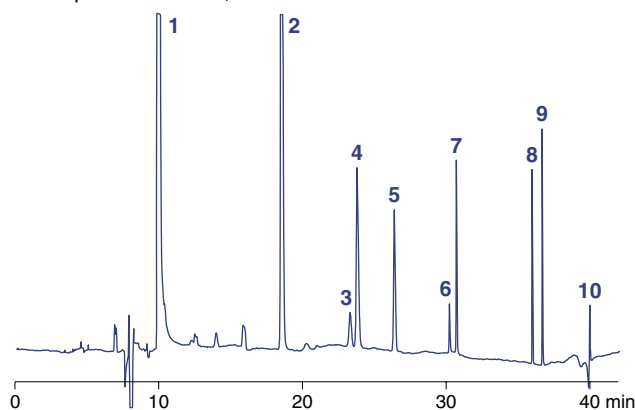
Both phases are also suited for determination of vinyl chloride and separation of *cis/trans*-1,2-dichloroethene. The high film thickness results in high capacity and outstanding resolution. For GC-MS coupling we recommend the phase OPTIMA® 624 LB or OPTIMA® 624 with 0.2 or 0.25 mm ID.

Volatile halogenated hydrocarbons

Column: PERMABOND® SE-54-HKW, 50 m x 0.32 mm ID, max. temperature 300 °C, Cat. No. 723945.50
 Injection volume: 1 µl
 Carrier gas: 0.9 bar He
 Split: about 1:30
 Temperature: 35 °C (25 min) → 160 °C (5 min), 10 °C/min
 Detector: ECD 300 °C

Peaks:

1. Dichloromethane (795 ng/ml)
2. Chloroform (75 ng/ml)
3. 1,1,1-Trichloroethane (67 ng/ml)
4. 1,2-Dichloroethane (100 ng/ml)
5. Carbon tetrachloride (15.9 ng/ml)
6. Trichloroethylene (14.6 ng/ml)
7. Bromodichloromethane (20 ng/ml)
8. Dibromochloromethane (122 ng/ml)
9. Tetrachloroethylene (81 ng/ml)
10. Bromoform (28.9 ng/ml)



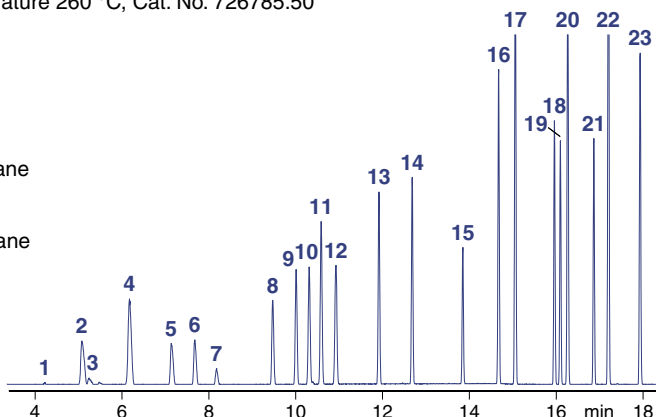
MN Appl. No. 2124880

Volatile halogenated hydrocarbons and BTX

Column: OPTIMA® 624, 50 m x 0.25 mm ID, max. temperature 260 °C, Cat. No. 726785.50
 Injection volume: 1 µl
 Carrier gas: 0.9 ml/min He (constant flow), split 50 ml/min
 Temperature: 40 °C (5 min) → 160 °C, 10 °C/min
 Detector: MSD 5971

Peaks:


- | | |
|---|-----------------------------------|
| 1. Vinyl chloride | 13. Trichloroethene |
| 2. Trichlorofluoromethane (F 11) | 14. Bromodichloromethane |
| 3. Pentane | 15. Toluene |
| 4. 1,1,2-Trichlorotrifluoroethane (F 113) | 16. Tetrachloroethene |
| 5. Dichloromethane | 17. Dibromochloromethane |
| 6. <i>trans</i> -1,2-Dichloroethene | 18. Chlorobenzene |
| 7. Hexane | 19. Ethylbenzene |
| 8. <i>cis</i> -1,2-Dichloroethene | 20. <i>m</i> - + <i>p</i> -Xylene |
| 9. Trichloromethane | 21. <i>o</i> -Xylene |
| 10. 1,1,1-Trichloroethane | 22. Tribromomethane |
| 11. Tetrachloromethane | 23. Bromobenzene |
| 12. 1,2-Dichloroethane + benzene | |



MN Appl. No. 200160

Ordering information

Length →	25 m	50 m
0.32 mm ID (0.5 mm OD)		
1.80 µm film	723945.25	723945.50



Capillary columns for special separations

OPTIMA® 1-TG · OPTIMA® 17-TG

for triglyceride analyses

OPTIMA® 1-TG

100 % dimethylpolysiloxane
offers separation according to carbon number

similar phases:

SPB-1 TG, DB-1 HT, 400-1 HT, HT-5

USP G1 / G2 / G38

OPTIMA® 17-TG

phenyl-methyl-polysiloxane (50 % phenyl) for
separation according to degree of unsaturation

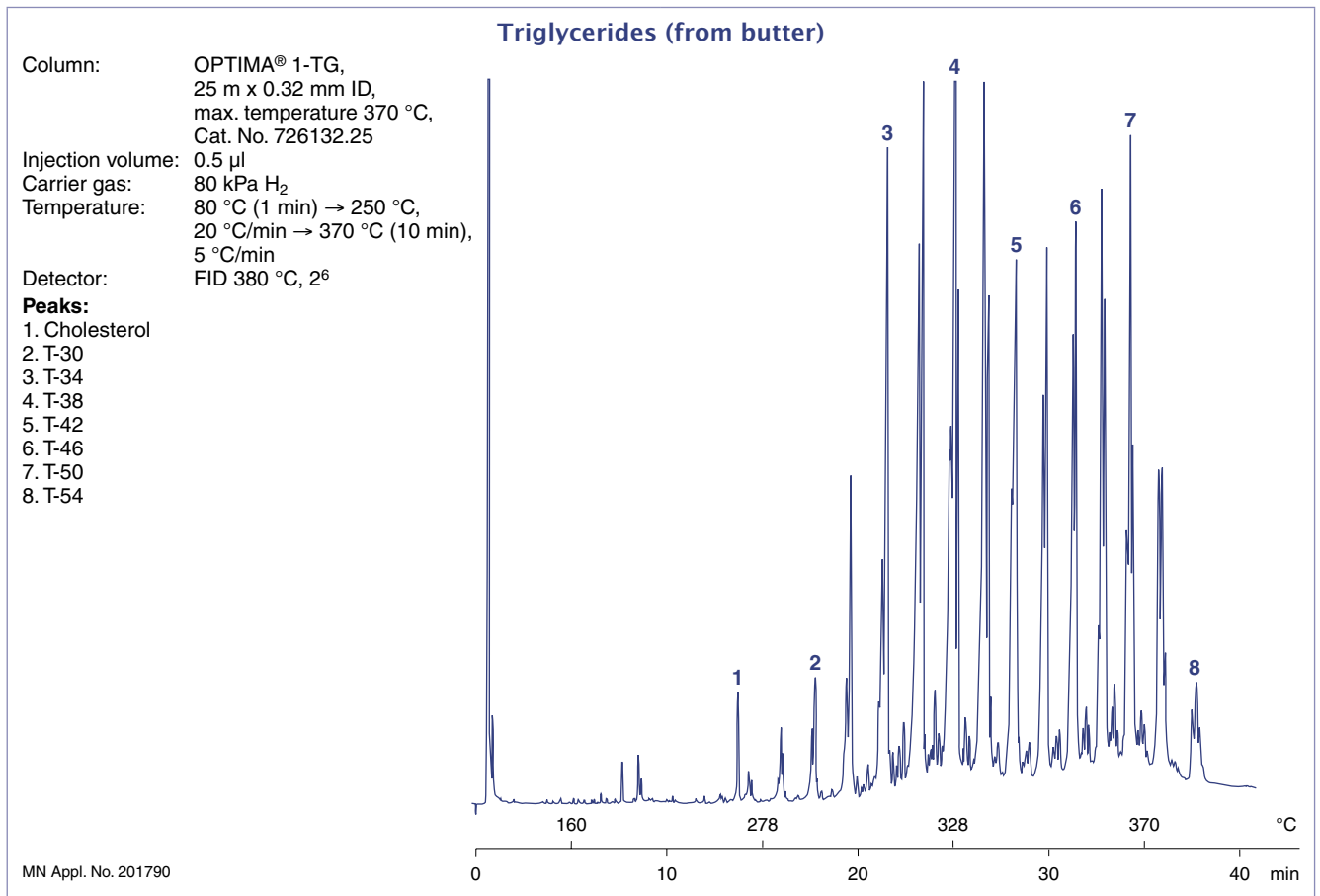
USP G3



max. temperature for both phases: 370 °C

- short capillary columns (max. 25 m and 0.32 mm ID) with low-bleeding stationary phases thermally stable with optimum deactivation

Capillary columns for GC



Ordering information

	Length →	10 m	25 m
OPTIMA® 1-TG	0.25 mm ID (0.4 mm OD)	726133.10	726133.25
	0.32 mm ID (0.5 mm OD)	726132.10	726132.25
OPTIMA® 17-TG	0.32 mm ID (0.5 mm OD)	726131.10	726131.25



PERMABOND® Silane

for silane analyses

- developed especially for the analysis of monomeric silanes and chlorosilanes (not for the separation of trimethylsilyl derivatives)
- also suited for the separation of dimeric siloxanes and silazanes



for columns with 0.32 mm ID the max. temperature for isothermal operation is 260 °C, the max. temperature for short isotherms in a temperature programme is 280 °C; for 0.53 mm ID columns the max. temperatures are 240 and 260 °C, resp.

Ordering information

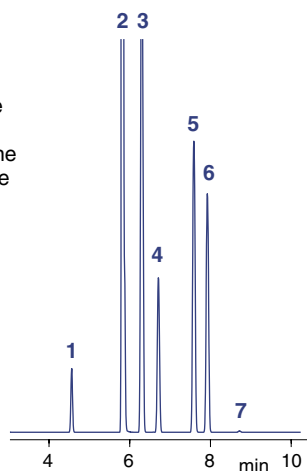
Length →	25 m	50 m
0.32 mm ID (0.5 mm OD)		723409.50
0.53 mm ID (0.8 mm OD)	723411.25	

Chloromethylsilanes

Column: PERMABOND® Silane, 50 m x 0.32 mm ID, max. temp. 260/280 °C, Cat. No. 723409.50
 Injection volume: 0.5 µl gas
 Carrier gas: 1 ml/min He (constant flow)
 Split: 80 ml/min
 Temperature: 50 °C → 100 °C, 5 °C/min
 Detector: MSD 5971

Peaks:

- Tetramethylsilane
- Dichloromethane
- Tetrachlorosilane
- Chlorotrimethylsilane
- Methyltrichlorosilane
- Dichlorodimethylsilane
- Hexamethyldisiloxane



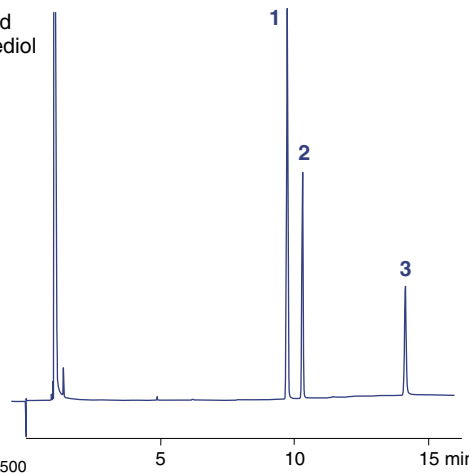
MN Appl. No. 200090

Diethylene glycol standard in wine

Column: PERMABOND® CW 20 M-DEG, 25 m x 0.25 mm ID, max. temp. 220/240 °C, Cat. No. 723063.25
 Injection volume: 0.5 µl
 Carrier gas: 1.2 bar N₂
 Split: ~1 : 40
 Temperature: 80 °C → 200 °C, 10 °C/min
 Detector: FID 260 °C, 10 x 2²

Peaks:

- DEG standard
- 1,4-Butanediol
 - Diethylene glycol
 - Glycerol



MN Appl. No. 201500

PERMABOND® CW 20 M-DEG

for determination of diethylene glycol

- polyethylene glycol 20 000 (diethylene glycol tested)
- USP G16




max. temperature for isothermal operation 220 °C, max. temperature for short isotherms in a temperature programme 240 °C

- recommended application: determination of diethylene glycol, e.g. for the quality control of wine

Ordering information

Length →	25 m	
0.25 mm ID (0.4 mm OD)	0.25 µm film	723063.25
0.32 mm ID (0.5 mm OD)	0.25 µm film	723327.25



Capillary columns for enantiomer separation

LIPODEX® cyclodextrin phases for enantiomer separation

- base material: cyclic oligosaccharides consisting of six (α -cyclodextrin), seven (β -cyclodextrin) or eight (γ -cyclodextrin) glucose units bonded through α -1,4-linkages
regioselective alkylation and/or acylation of the hydroxyl groups leads to lipophilic phases with varying enantioselectivity, which are well suited for GC enantiomer analyses
important advantage: many compounds can be analysed without derivatisation (however, for certain substances enantioselectivity can be favourably influenced by formation of derivatives)
- A large number of separations have been achieved, however, it is not possible to make a general prediction, which phase could solve a given separation task. Even for compounds with small structural differences or within homologous series the enantiodifferentiation can be quite different. The descriptions below list some of the typical separations possible with individual phases.

LIPODEX® is patented under EP 0407 412 and US Re. 36.092

LIPODEX® A

hexakis-(2,3,6-tri-O-pentyl)- α -cyclodextrin

- recommended for carbohydrates, polyols, diols, hydroxycarboxylic acid esters, (epoxy-) alcohols, glycerol derivatives, spiroacetals, ketones, alkyl halides



max. temperature for isothermal operation 200 °C, max. temperature for short isotherms in a temperature programme 220 °C

LIPODEX® B

hexakis-(2,6-di-O-pentyl-3-O-acetyl)- α -cyclodextrin

- recommended for lactones, diols (cyclic carbonates), aminols, aldols (O-TFA), glycerol derivatives (cyclic carbonates)



max. temperature for isothermal operation 200 °C, max. temperature for short isotherms in a temperature programme 220 °C

LIPODEX® C

heptakis-(2,3,6-tri-O-pentyl)- β -cyclodextrin

- recommended for alcohols, cyanhydrins, olefins, hydroxycarboxylic acid esters, alkyl halides



max. temperature for isothermal operation 200 °C, max. temperature for short isotherms in a temperature programme 220 °C

LIPODEX® D

heptakis-(2,6-di-O-pentyl-3-O-acetyl)- β -cyclodextrin

- recommended for amines (TFA), aminols (TFA), *trans*-cycloalkane-1,2-diols, *trans*-cycloalkane-1,3-diols (TFA), β -amino acid esters



max. temperature for isothermal operation 200 °C, max. temperature for short isotherms in a temperature programme 220 °C

LIPODEX® E

octakis-(2,6-di-O-pentyl-3-O-butyryl)- γ -cyclodextrin

- recommended for α -amino acids, α - and β -hydroxycarboxylic acid esters, alcohols (TFA), diols (TFA), ketones, pheromones (cyclic acetals), amines, alkyl halides, lactones



max. temperature for isothermal operation 200 °C, max. temperature for short isotherms in a temperature programme 220 °C

LIPODEX® G

octakis-(2,3-di-O-pentyl-6-O-methyl)- γ -cyclodextrin

- recommended for menthol isomers, ketones, alcohols, carboxylic acid esters, terpenes



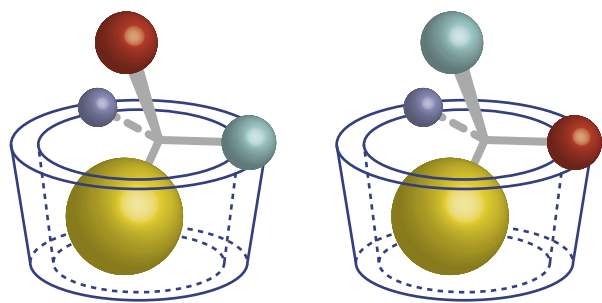
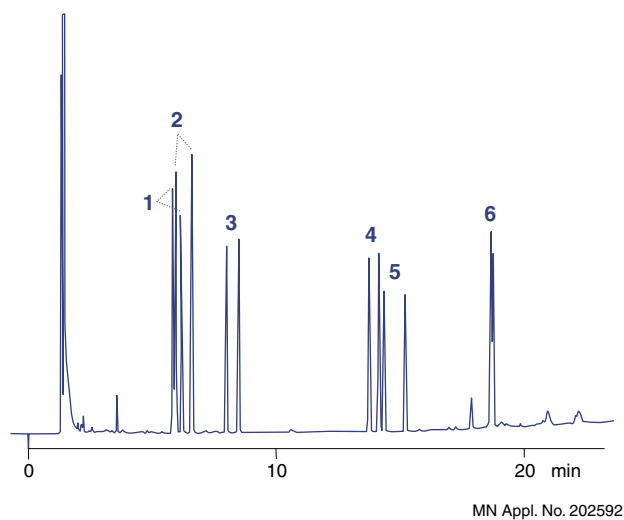
max. temperature for isothermal operation 220 °C, max. temperature for short isotherms in a temperature programme 240 °C



Enantiomer separation of amino acid methyl esters (TFA)

Column: FS-LIPODEX® E, 25 m x 0.25 mm ID, max. temp. 200/220 °C, Cat. No. 723368.25
 Volume: 1 µl
 Carrier gas: 60 kPa H₂
 Split: about 1:100
 Temperature: 90 → 190 °C, 4 °C/min
 Detector: FID, 250 °C, AT 2

Peaks:
 (D is eluted before L except for proline: L before D)
 1. Alanine
 2. Valine
 3. Leucine
 4. Proline
 5. Aspartic acid
 6. Phenylalanine



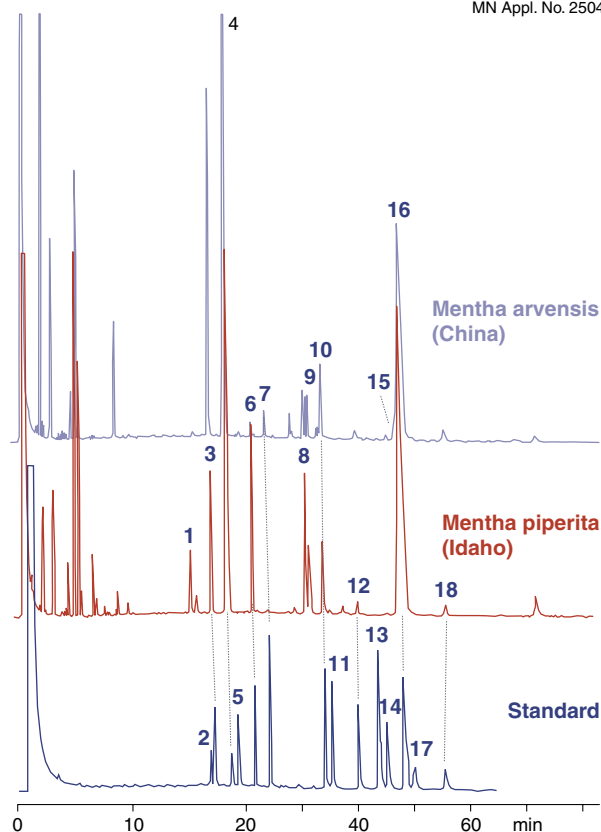
Separation of chiral constituents of peppermint oil

W. A. König et al., High Resol. Chromatogr. **20** (1997) 55 – 61
 Column: FS-LIPODEX® G, 25 m x 0.25 mm ID, max. temp. 220/240 °C, Cat. No. 723379.25
 Carrier gas: He
 Temperature: 75 °C, isothermal
 Detector: FID

Peaks:


1. (+)- <i>trans</i> -Sabinene hydrate	10. (+)-Neomenthol
2. (+)-Menthone	11. (-)-Neomenthol
3. (+)-Isomenthone	12. (+)-Neoisomenthol
4. (-)-Menthone	13. (+)-Menthol
5. (-)-Isomenthone	14. (-)-Neoisomenthol
6. (+)-Menthofuran	15. (+)-Piperitone
7. (-)-Isopulegol	16. (-)-Menthol
8. (-)-Menthyl acetate	17. (+)-Isomenthol
9. (+)-Pulegone	18. (-)-Isomenthol

MN Appl. No. 250410



Ordering information

Length → all columns 0.4 mm OD	10 m 0.10 mm ID	25 m 0.25 mm ID	50 m 0.25 mm ID
FS-LIPODEX® A		723360.25	723360.50
FS-LIPODEX® B		723362.25	723362.50
FS-LIPODEX® C		723364.25	723364.50
FS-LIPODEX® D		723366.25	723366.50
FS-LIPODEX® E	723382.10	723368.25	723368.50
FS-LIPODEX® G		723379.25	723379.50



Capillary columns for enantiomer separation

HYDRODEX cyclodextrin phases for enantiomer separation

- cyclodextrin derivatives with high melting point: for GC enantiomer separation diluted with polysiloxanes

HYDRODEX β -PM

heptakis-(2,3,6-tri-O-methyl)- β -cyclodextrin (CD)

phase diluted with optimised polysiloxane

- recommended for hydroxycarboxylic acid esters, alcohols, diols, olefins, lactones, acetals



max. temperature for isothermal operation 230 °C, max. temperature for short isotherms in a temperature programme 250 °C

HYDRODEX β -3P

heptakis-(2,6-di-O-methyl-3-O-pentyl)- β -CD

phase diluted with optimised polysiloxane

- recommended for terpenes, dienes, allenes, terpene alcohols, 1,2-epoxyalkanes, carboxylic acids (esters), hydroxycarboxylic acid esters, pharmaceuticals, pesticides



max. temperature for isothermal operation 230 °C, max. temperature for short isotherms in a temperature programme 250 °C

HYDRODEX β -6TBDM

heptakis-(2,3-di-O-methyl-6-O-*t*-butyldimethyl-silyl)- β -CD

phase diluted with optimised polysiloxane

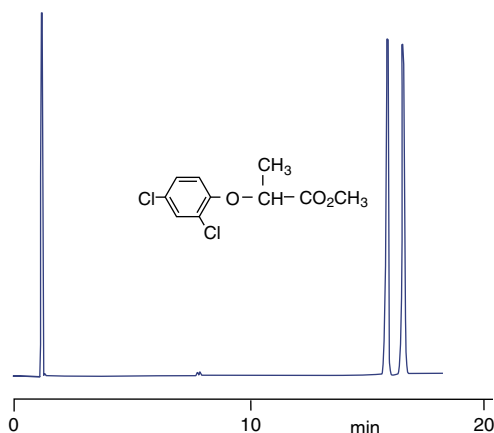
- recommended for γ -lactones, cyclopentanones, terpenes, esters, tartrates



max. temperature for isothermal operation 230 °C, max. temperature for short isotherms in a temperature programme 250 °C

Enantiomer separation of dichlorprop methyl ester

Column: HYDRODEX β -3P, 25 m x 0.25 mm ID, max. temperature 250 °C, Cat. No. 723358.25
 Injection volume: 0.1 μ l (~1% in CH₂Cl₂)
 Carrier gas: 60 kPa H₂ (1.9 ml/min)
 Split: 130 ml/min
 Temperature: 160 °C
 Detector: FID, 250 °C, 2⁷



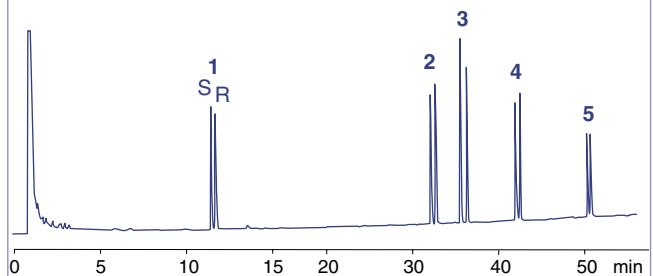
MN Appl. No. 202542

Separation of isomeric antiinflammatory drugs

Courtesy of Prof. W.A. König, Hamburg, Germany
 Column: HYDRODEX β -6TBDM, 25 m x 0.25 mm ID, max. temperature 250 °C, Cat. No. 723381.25
 Carrier gas: He
 Temperature: 135 °C \rightarrow 200 °C, 1 °C/min
 Detector: FID

Peaks:

- Ibuprofen
- Flurbiprofen
- Fenoprofen
- Naproxen
- Ketoprofen



MN Appl. No. 250180



HYDRODEX β -TBDAC

heptakis-(2,3-di-O-acetyl-6-O-*t*-butyldimethyl-silyl)- β -CD

phase diluted with optimised polysiloxane

recommended for alcohols, esters, ketones, aldehydes, δ -lactones etc.



max. temperature for isothermal operation 220 °C, max. temperature for short isotherms in a temperature programme 240 °C

HYDRODEX γ -TBDAC

octakis-(2,3-di-O-acetyl-6-O-*t*-butyldimethyl-silyl)- γ -CD

phase diluted with optimised polysiloxane

recommended for cyclic ketones, aromatic ketones, oxiranes, aromatic esters, aromatic amides etc.

NEW!



max. temperature for isothermal operation 220 °C, max. temperature for short isotherms in a temperature programme 240 °C

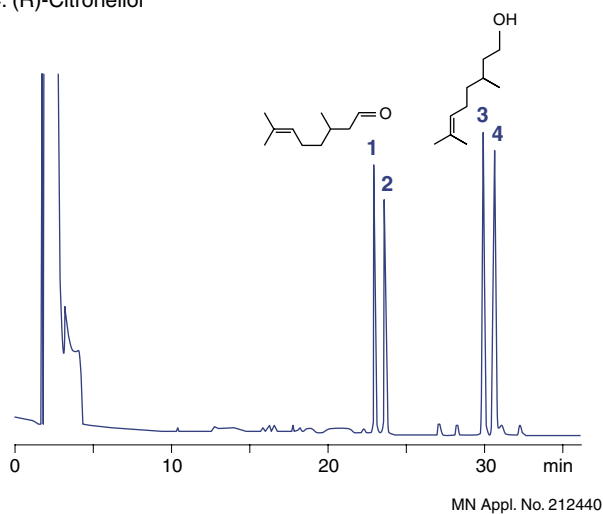
Separation of (R/S) citronellol + citronellal

Capillary column: FS-HYDRODEX β -TBDAC, 50 m x 0.25 mm ID, max. temp. 220/240 °C, Cat. No. 723384.50

Carrier gas: 1.5 bar H₂, split 25 ml/min
Temperature: 100 °C
Injection: 1 μ l, 1:1000 in CH₂Cl₂
Detector: FID, 220 °C

Peaks:

1. (R)/(S)-Citronellal
2. (S)/(R)-Citronellal
3. (S)-Citronellol
4. (R)-Citronellol



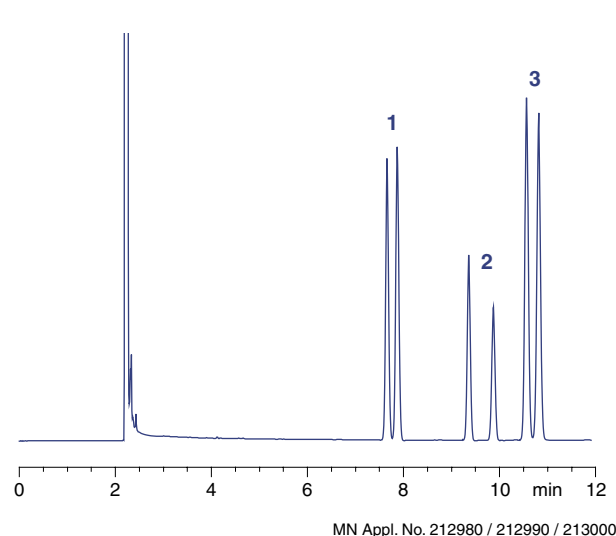
Separation of essential oils

Capillary column: FS-HYDRODEX γ -TBDAC, 50 m x 0.25 mm ID, max. temp. 220/240 °C, Cat. No. 723387.50

Carrier gas: 1.2 bar H₂
Temperature: 125 °C
Injector: 220 °C
Detector: FID, 220 °C


Peaks:

1. Fenchone (1.5 mg/ml)
2. Menthone (0.5 mg/ml)
3. Menthol (2 mg/ml)



Ordering information

	Length →	10 m	25 m	50 m
all columns 0.4 mm OD		0.10 mm ID	0.25 mm ID	0.25 mm ID
FS-HYDRODEX β -PM			723370.25	723370.50
FS-HYDRODEX β -3P			723358.25	723358.50
FS-HYDRODEX β -6TBDM		723383.10	723381.25	723381.50
FS-HYDRODEX β -TBDAC			723384.25	723384.50
FS-HYDRODEX γ -TBDAC			723387.25	723387.50



Capillary columns for enantiomer separation

PERMABOND® L-CHIRASIL-VAL

diamide type chiral stationary phase

◉ (N-2-methylpropionyl-L-valine-t-butylamide)-methylpolysiloxane immobilised



max. temperature 190 °C

Enantiomer separation of N-pentafluoropropionyl amino acid n-propyl esters

Column: PERMABOND® L-CHIRASIL-VAL, 25 m x 0.25 mm ID, max. temperature 190 °C, Cat. No. 723730.25

Injection volume: 0.5 µl

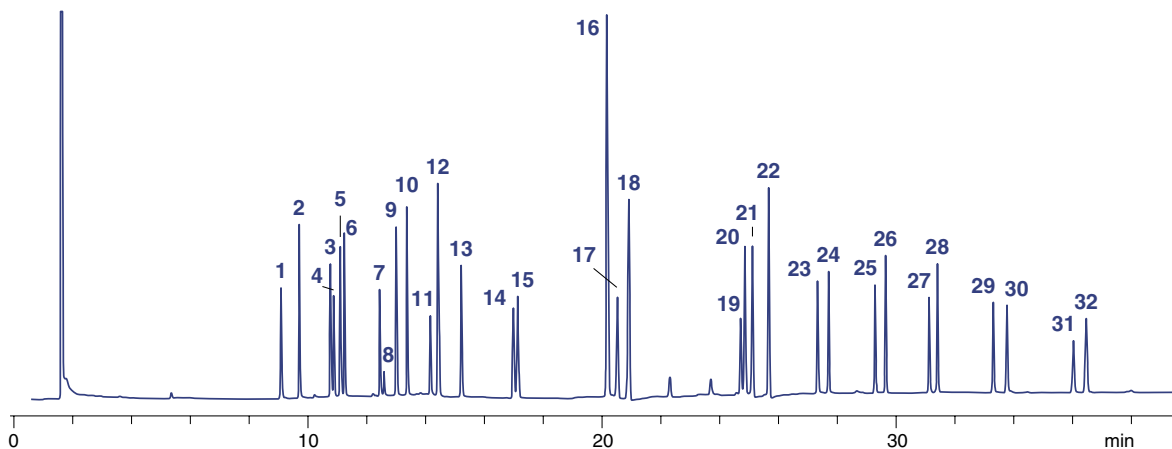
Carrier gas: 0.45 bar H₂, split 1 : 30

Temperature: 80 °C (4 min) → 128 °C (4 min), 5 °C/min → 160 °C, 4 °C/min → 190 °C (17 min), 5 °C/min

Detector: FID 250 °C, AT 3

Peaks (N-pentafluoropropionyl n-propyl esters):

- | | | |
|-------------------------------------|--------------------------|---------------------|
| 1. D-Alanine | 12. L-Serine + D-leucine | 23. D-Phenylalanine |
| 2. L-Alanine | 13. L-Leucine | 24. L-Phenylalanine |
| 3. D-Threonine | 14. D-Proline | 25. D-Glutamic acid |
| 4. D-Valine | 15. L-Proline | 26. L-Glutamic acid |
| 5. L-Threonine | 16. BHT | 27. D-Tyrosine |
| 6. L-Valine | 17. D-Cysteine | 28. L-Tyrosine |
| 7. Glycine | 18. L-Cysteine | 29. D-Ornithine |
| 8. D-allo-Isoleucine | 19. D-Aspartic acid | 30. L-Ornithine |
| 9. D-Isoleucine + L-allo-isoleucine | 20. L-Aspartic acid | 31. D-Lysine |
| 10. L-Isoleucine | 21. D-Methionine | 32. L-Lysine |
| 11. D-Serine | 22. L-Methionine | |



Courtesy of Priv. Doz. Dr. W. Brückner, Dipl. Lebensmittel-Chemiker M. Hausch, Inst. f. Lebensmitteltechnologie, Universität Hohenheim, Stuttgart, Germany

MN Appl. No. 202623

Capillary columns for GC

Ordering information

Length →	25 m	50 m
0.25 mm ID (0.4 mm OD)	723730.25	723730.50
0.32 mm ID (0.5 mm OD)	723732.25	723732.50

Test mixtures for chiral GC capillary columns

Test mixture for	test compound (enantiomer mixture)	pack of	Cat. No.
LIPODEX® A, HYDRODEX β-PM, β-3P, β-6TBDM, β-TBDAC, γ-TBDAC	phenylethanol	1 ml	722321
LIPODEX® B	methylbutyrolactone	1 ml	722322
LIPODEX® C, D	phenylethylamine (TFA)	1 ml	722323
LIPODEX® E, G	phenylethanol (TFA)	1 ml	722319
PERMABOND® L-CHIRASIL-VAL	amino acids (TFA)-(lprop)	1 ml	722324



Untreated capillaries

- recommended applications:
for capillary electrophoresis · for preparation of capillary columns · for capillary LC applications

Ordering information

Length →	1 m (pack of 3)	10 m (pack of 1)	25 m (pack of 1)
Capillaries for electrophoresis			
0.025 mm ID (0.4 mm OD)	723793.1	723793.2	
0.05 mm ID (0.4 mm OD)	723790.1	723790.2	
0.075 mm ID (0.2 mm OD)	723791.1	723791.2	
0.10 mm ID (0.4 mm OD)	723792.1	723792.2	
Untreated capillaries			
0.20 mm ID (0.4 mm OD)		723148.10	723148.25
0.25 mm ID (0.4 mm OD)		723101.10	723101.25
0.32 mm ID (0.5 mm OD)		723151.10	723151.25
0.53 mm ID (0.8 mm OD)		723501.10	723501.25
Untreated capillaries are supplied without cage. For empty cages please see page 254.			

Deactivated capillary columns (precolumns)

- recommended applications:
for preparation of capillary columns
as precolumns, whenever a larger contamination capacity is required.

Ordering information

Length →	10 m	25 m
Methyl-Sil deactivated (max. temperature 320 °C)		
0.25 mm ID (0.4 mm OD)	723106.10	723106.25
0.32 mm ID (0.5 mm OD)	723346.10	723346.25
0.53 mm ID (0.8 mm OD)	723558.10	723558.25
Phenyl-Sil deactivated (max. temperature 320 °C)		
0.25 mm ID (0.4 mm OD)	723108.10	723108.25
0.32 mm ID (0.5 mm OD)	723348.10	723348.25
0.53 mm ID (0.8 mm OD)	723560.10	723560.25
CW deactivated (max. temperature 250 °C)		
0.25 mm ID (0.4 mm OD)	723105.10	723105.25
0.32 mm ID (0.5 mm OD)	723349.10	723349.25
0.53 mm ID (0.8 mm OD)	723562.10	723562.25
Deactivated capillaries are supplied without cage. For empty cages please see page 254.		



Fused silica capillaries

Retention gaps

- ⊕ The retention gap technique in combination with on-column injection allows concentration of a large sample volume in the capillary column.
- ⊕ choice of the retention gap depends on the solvent used: the flooded zone after injection should be between 20 – 30 cm/μl
 - Me-Sil retention gap: only for use with *n*-hexane and diethyl ether
 - Phe-Sil retention gap: for all solvents except methanol and water
 - CW retention gap: for all solvents and especially for methanol and water
- ⊕ calculation example: length of flooded zone ~ 20 – 30 cm/μl, retention gap 10 m x 0.32 mm ID, capillary column: 25 m x 0.32 mm ID, max. injection volume ~ 30 – 50 μl
- ⊕ A retention gap must be inert without any noticeable retention
 - Me-Sil retention gaps are more inert than Phe-Sil, while Phe-Sil is less susceptible to contamination
 - max. temperatures: for CW retention gaps 250 °C, for Me-Sil and Phe-Sil retention gaps 320 °C
 - Retention gaps can also be used as transfer lines or precolumns (contamination capacity about 5 – 10 μg).

Ordering information

Length →	10 m	25 m
Me-Sil retention gaps (max temperature 320 °C)		
0.25 mm ID (0.4 mm OD)	723706.10	723706.25
0.32 mm ID (0.5 mm OD)	723707.10	723707.25
0.53 mm ID (0.8 mm OD)	723708.10	723708.25
Phe-Sil retention gaps (max temperature 320 °C)		
0.25 mm ID (0.4 mm OD)	723709.10	723709.25
0.32 mm ID (0.5 mm OD)	723710.10	723710.25
0.53 mm ID (0.8 mm OD)	723711.10	723711.25
CW retention gaps (max. temperature 250 °C)		
0.25 mm ID (0.4 mm OD)	723712.10	723712.25
0.32 mm ID (0.5 mm OD)	723713.10	723713.25
0.53 mm ID (0.8 mm OD)	723714.10	723714.25
Retention gaps are supplied without cage. For empty cages please see page 254.		

Fused silica capillary columns

not chemically bonded

Ordering information

Length →	25 m	50 m
Capillary columns FS-OV-1 100% dimethylpolysiloxane (max. temperature 300 °C)		
0.32 mm ID (0.5 mm OD)		
0.25 μm film	733302.25	
1.00 μm film	733323.25	733323.50
Capillary columns FS-SE-54 5% diphenyl – 1% vinylmethyl – 94% dimethylpolysiloxane (max. temperature 300 °C)		
0.25 mm ID (0.4 mm OD)		
0.25 μm film		733056.50



Derivatisation reagents


- for improved volatility, better thermal stability or a lower limit of detection in gas chromatography
prerequisite: quantitative, rapid and reproducible formation of only one derivative
halogen atoms introduced by derivatisation (e.g. trifluoroacetates) allow specific detection (ECD) with the advantage of high sensitivity
elution orders and fragmentation patterns in MS can be influenced by a specific derivatisation
- reagents for **silylation**, **acylation**, and alkylation (**methylation**) available

Derivatisation method development kits

Designation	Contents of the kit	Cat. No.
Derivatisation method development kit		
which type of derivatisation is best suited for your sample (alkylation, acylation or silylation)?	2 x 1 ml each of TMSH, MSTFA, MBTFA	701952
Acylation kit		
which is the proper reagent for acylation?	2 x 1 ml each of MBTFA, TFAA, MBHFBA	701950
Alkylation kit		
which is the proper reagent for methylation?	3 x 1 ml each of TMSH, DMF-DMA	701951
Silylation kit		
which is the proper reagent for silylation?	2 x 1 ml each of MSTFA, BSTFA, TSIM, MSHFBA	701953

Selection guide for derivatisation of important functional groups in GC

Function	method	derivative	recommended reagents
Alcohols,	silylation	R'O - TMS	BSA, MSTFA, MSHFBA, TSIM, SILYL-2110, SILYL-21, SILYL-1139
Phenols	acylation	R'O - CO - R	TFAA, HFBA, MBTFA, MBHFBA
R'OH	alkylation	R'O - R	TMSH
sterically hindered	silylation	R'O - TMS	TSIM, BSTFA, SILYL-991
Amines	silylation	R' - NR'' - TMS	BSA, MSTFA, MSHFBA, SILYL-991
primary, secondary	acylation	R' - NR'' - CO - R	TFAA, HFBA, MBTFA, MBHFBA
hydrochlorides	silylation	R' - NR'' - TMS	MSTFA
Amides	silylation	not stable	
	acylation	R' - CO - NH - CO - R	TFAA, MBTFA, HFBA, MBHFBA
Amino acids	silylation	R' - CH(NH - TMS) - CO - O - TMS	BSA, BSTFA, MSTFA, MSHFBA
	alkylation (a) + acylation (b)	R' - CH(NH - CO-R) - CO - O - R	a) MeOH/TMCS, TMSH b) TFAA, HFBA, MBTFA, MBHFBA
Carboxylic acids (fatty acids)	silylation	R' - CO - O - TMS susceptible to hydrolysis	BSA, MSTFA, MSHFBA, TMCS, TSIM, SILYL-2110, SILYL-21, Silyl 1139
salts	alkylation	R' - CO - O - R	DMF-DMA, MeOH/TMCS (1 M), TMSH
	silylation	R' - CO - O - TMS susceptible to hydrolysis	TMCS
Carbohydrates	silylation		MSTFA, TSIM, HMDS, SILYL-1139
	acylation		TFAA, MBTFA
Steroids	silylation		BSA, TSIM
	acylation		TFAA, MBTFA, HFBA, MBHFBA



Reagents and procedures for acylation

Acylation reagents

Acyl halides

by-product of acylation with acyl halides: corresponding hydrohalic acids
excess of reagent and acid have to be removed or trapped by a suitable base (e. g. pyridine)

Pentafluorobenzoyl chloride

PFBC: $C_6F_5 - CO - Cl$ m.w. 230.52, Bp 158 – 159 °C (760 mm Hg),
density $d_{20}^{20}/4^{\circ} = 1.601$

Anhydrides

by-products of acylation with anhydrides: corresponding acids
excess reagent and the acid formed have to be removed

Trifluoroacetic acid anhydride

TFAA: $CF_3 - CO - O - CO - CF_3$ m.w. 210.04, Bp 39.5 – 40.5 °C (760 mm Hg),
density $d_{20}^{20}/4^{\circ} = 1.490$

Heptafluorobutyric acid anhydride

HFBA: $C_3F_7 - CO - O - CO - C_3F_7$ m.w. 410.06, Bp 106 – 107 °C (760 mm Hg),
density $d_{20}^{20}/4^{\circ} = 1.665$

Bisacylamides

by-products: corresponding neutral acylamides, which can be easily removed due to their high volatility;
because of neutral conditions and favourable chromatographic properties often removal of the bisacyl-
amide is not necessary. Thus sample preparation is much more convenient.

N-methyl-bis(trifluoroacetamide)

MBTFA: $CF_3 - CO - N(CH_3) - CO - CF_3$ m.w. 223.08, Bp 123 – 124 °C (760 mm Hg),
density $d_{20}^{20}/4^{\circ} = 1.55$

N-methyl-bis(heptafluorobutyramide)

MBHFBA: $C_3F_7 - CO - N(CH_3) - CO - C_3F_7$ m.w. 423.1, Bp 165 – 166 °C (760 mm Hg),
density $d_{20}^{20}/4^{\circ} = 1.673$

Methods for acylation

Acylation with fluorinated acid anhydrides:

Acylation with TFAA or HFBA can be used for alcohols, phenols, carboxylic acids, amines, amino acids and steroids forming volatile, stable derivatives suited for FID as well as for ECD detection.

Procedure:

Dissolve 0.1 to 1 mg of the sample in 0.1 ml solvent, add 0.1 ml of the respective anhydride and heat to 60 – 70 °C for 1 – 2 hours. If the sample need not be concentrated prior to the analysis and if there is no danger of catalytically induced side reactions, pyridine is used as solvent. The reaction solution can be injected directly into the gas chromatograph. Otherwise use a volatile solvent and evaporate solvent, excess reagent and acid in a stream of nitrogen. Dissolve the residue in 50 µl hexane, chloroform etc. and inject aliquot portions.

MN Appl. No. 213040

Acylation with fluorinated acid amides:

This method is recommended for alcohols, primary and secondary amines as well as for thiols under mild, neutral conditions. MBTFA also forms very volatile derivatives with carbohydrates [J. Sullivan and L. Schewe, J. Chromatogr. Sci. 15 (1977) 196 – 197].

Procedure:

Add 0.5 ml MBTFA or MBHFBA to about 2 mg sample. If there is no reaction at ambient temperature, heat the reaction mixture to 120 °C. Compounds which are difficult to dissolve, can be trifluoroacetylated in suitable solvent mixtures. It is recommended to use a ratio of solvent to MBTFA or MBHFBA of 4 : 1. The reaction mixture can be chromatographed directly.

MN Appl. No. 213050

Ordering information

Code	Packing unit			
	10 x 1 ml	20 x 1 ml	1 x 10 ml	5 x 10 ml
HFBA		701110.201	701110.110	701110.510
MBTFA		701410.201	701410.110	701410.510
MBHFBA	701420.101	701420.201		
PFBC	701120.101			
TFAA			701130.110	701130.510

Due to their purpose, derivatisation reagents are very reactive substances. For this reason they should be stored cool and protected from moisture. Our derivatisation reagents are supplied in vials with crimp caps for easy access with a syringe. Vials with pierced sealing disks have limited stability and should be used soon.



Alkylation reagents

Except for some special cases (e.g. enantiomer separation of amino acids with PERMABOND® L-CHIRASIL-VAL) in GC generally methylation is the only type of alkylation used.

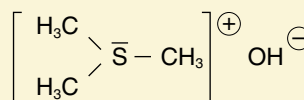
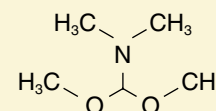
Methylation reagents

N,N-dimethylformamide dimethylacetal

DMF-DMA · m.w. 119.17 Bp 106 - 107 °C (760 mm Hg), density $d_{20^{\circ}/4^{\circ}} = 0.897$

Trimethylsulphonium hydroxide

TMSH (0.2 M in methanol) · m.w. 94.06



Methods for methylation

Methylation with TMSH

Methylation with TMSH [W. Butte, J. Chromatogr. **261** (1983) 142] is recommended for free acids, chlorophenoxy-carboxylic acids, their salts and derivatives as well as for phenols and chlorophenols. One great advantage is simplification of the sample preparation. Lipids or triglycerides can be converted to the corresponding fatty acid methyl esters (FAMES) by a simple transesterification. Isomerisations of multiple unsaturated fatty acids have not been observed.

This reaction is very elegant and convenient, because it is just necessary to add the reagent (0.2 M in methanol) to the sample solution. Removal of excess reagent is not required, since in the injector of the gas chromatograph at 250 °C pyrolysis to volatile methanol and dimethylsulfide will occur. Due to the high reactivity, complete derivatisation is often obtained at ambient temperature. However, heating (e.g. 10 min at 100 °C) in a closed sample vial may be necessary.

Procedure:

Dissolve 100 mg sample (e.g. butter) in 5 ml of a suitable solvent (e.g. *tert.*-butyl methyl ether). Add 50 µl reagent to 100 µl of this solution. The mixture is injected directly. The temperature of the injector must be at least 250 °C.

MN Appl. No. 213060

Methylation with DMF-DMA

Methylation with DMF-DMA can be applied for fatty acids, primary amines and (partially) amino acids forming N-dimethyl-aminomethylene amino acid methyl esters [Thenot et al., Anal. Letters **5** (1972) 217 - 223, 519 - 529]. DMF-DMA is a poor solvent, for this reason it is necessary to use a mixture of DMF-DMA with pyridine, THF, acetone (barbiturates) or another solvent.

Procedure:

Add 1 ml of a mixture of DMF-DMA and pyridine (1:1) to 1-50 mg fatty acids. As soon as a clear solution has formed, the sample can be injected. However, it is recommended to heat the solution to 60 - 100 °C for 10 - 15 minutes.

MN Appl. No. 213070

Methylation with methanol/TMCS

A 1molar solution of TMCS in methanol is suited for the esterification of free carboxylic acids and transesterification of glycerides. Formation of HCl catalyses the reaction. TMCS and silyl ether remove water and thus drive the reaction to completion. The mixture should be prepared fresh.

Procedure:


Add 1 ml methanol/TMCS to about 50 mg carboxylic acid or glyceride and heat. Then evaporate in a stream of nitrogen and dissolve again for injection in e.g. *n*-heptane.

MN Appl. No. 213080

For GC separation of FAMES from natural butter fat after derivatisation with TMSH see Appl. 201680 at www.mn-net.com

Ordering information

Code	Packing unit			
	10 x 1 ml	20 x 1 ml	1 x 10 ml	5 x 10 ml
DMF-DMA		701430.201	701430.110	
TMSH	701520.101	701520.201	701520.110	701520.510



Reagents and procedures for silylation

Silylation reagents

Usually the term silylation in GC stands for replacement of active hydrogen atoms by a trimethylsilyl group (TMS derivative). Sometimes, however, trialkylsilyl groups or dimethylalkylsilyl groups with longer alkyl chains are used for derivatisation. The trialkylsilyl group increases volatility and enhances thermal stability of the sample. Silylation can be catalysed either acidic by addition of TMCS or basic by addition of pyridine or TSIM (e. g. for sterically hindered functionalities like *tert.* alcohols).

Reactivity of silylation reagents (acc. to M. Donike): TMS amides (e. g. BSA, MSTFA) > TMS amine = TSIM > Enol-O-TMS ether > S-TMS ether > O-TMS ether > TMS-O-TMS

Stability of the TMS derivatives: O-TMS ether > S-TMS ether > Enol-O-TMS ether > TMS amine > TMS amide

BSA · BSTFA · SILYL-991

⬢ N,O-bis-trimethylsilyl-acetamide

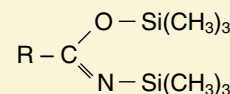
m.w. 203.4, Bp 71 – 73 °C (35 mm Hg), density $d_{20}^{20}/4^{\circ} = 0.832$

strong silylation reagent, which forms very stable TMS derivatives of a wide variety of compounds, e. g. alcohols, amines, carboxylic acids, phenols, steroids, biogenic amines and alkaloids

not recommended for use with carbohydrates or very low molecular weight compounds

good solvent for polar compounds, but frequently used in combination with a solvent (pyridine, DMF etc.) or with other silylation reagents. When used with DMF, BSA is the reagent of choice for derivatising phenols.

BSA: R = CH₃



⬢ N,O-bis-trimethylsilyl-trifluoroacetamide

m.w. 257.4, Bp 40 °C (12 mm Hg), density $d_{20}^{20}/4^{\circ} = 0.961$

powerful trimethylsilyl donor with approximately the same donor strength as the nonfluorinated analog BSA
advantage of BSTFA over BSA: greater volatility of its reaction products (particularly useful for GC of some lower boiling TMS amino acids).

BSTFA is nonpolar (less polar than MSTFA), and can be mixed with acetonitrile for improved solubility. For silylating fatty acid amides, hindered hydroxyls and other compounds, which are difficult to silylate (like secondary alcohols and amines), we recommend BSTFA + 1 % trimethylchlorosilane (TMCS), available under the designation SILYL-991.

BSTFA: R = CF₃

Silylation with BSA, BSTFA or SILYL-991 (BSTFA + 1 % TMCS)

Procedure:

add 0.5 ml of the silylation reagent to 1 – 10 mg sample; if necessary, add some solvent (normally pyridine or DMF [dimethylformamide] are used). Heat to 60 – 80 °C for 20 min to increase the reaction rate. 1 – 2 drops of TMCS (trimethylchlorosilane) or TSIM will also speed up the reaction.

MN Appl. No. 213090

Silylation with BSA in combination with other silylation reagents

Procedure:

BSA alone silylates all sterically unhindered hydroxyl groups of the steroid skeleton; addition of TMCS will enable reaction of moderately hindered OH groups (reaction time 3 – 6 hours at 60 °C). After addition of TSIM even strongly hindered hydroxyl groups will react (reaction time 6 – 24 hours at 60 °C).

MN Appl. No. 213100

Ordering information

	20 x 1 ml	1 x 10 ml	Packing unit 5 x 10 ml	1 x 50 ml	1 x 100 ml
BSA		701210.110	701210.510	701210.150	
BSTFA	701220.201	701220.110	701220.510		
SILYL-991 (BSTFA – TMCS (99:1))	701490.201			701490.150	701490.1100

Due to their purpose, derivatisation reagents are very reactive substances. For this reason they should be stored cool and protected from moisture. Our derivatisation reagents are supplied in vials with crimp caps for easy access with a syringe. Vials with pierced sealing disks have limited stability and should be used soon.



MSTFA · MSHFBA · MBDSTFA

◆ N-methyl-N-trimethylsilyl-trifluoroacetamide

m.w. 199.1, Bp 70 °C (75 mm Hg), density $d_{20}^{20}/4^{\circ} = 1.11$

the most volatile trimethylsilyl amide available

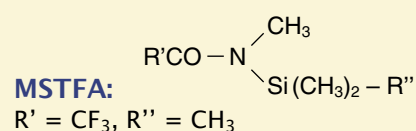
very strong TMS donor which does not cause any noticeable FID fouling even after long-time measuring series. The already good solution characteristics can be improved by addition of submolar quantities of protic solvents (e.g. TFA for extremely polar compounds such as hydrochlorides) or pyridine (e.g. for carbohydrates).

recommended application: carboxylic acids, hydroxy and ketocarboxylic acids, amino acids, amines, alcohols, polyalcohols, sugars, mercaptans and similar compounds with active hydrogen atoms. Even amine hydrochlorides can be silylated directly.

advantages:

complete reaction with high reaction rates, even without a catalyst (1–2 % TMCS or TSIM)

the by-product of the reaction (N-methyltrifluoroacetamide) features high volatility and short retention time



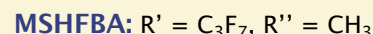
◆ N-methyl-N-trimethylsilyl-heptafluorobutyramide

m.w. 299.1, Bp 148 °C (760 mm Hg)

similar to MSTFA in reactivity and chromatography

recommended application: carboxylic acids, alcohols, phenols, primary and secondary amines and amino acids used either alone or in combination with a catalyst (TMCS, TSIM) or another silylation reagent with or without solvent

the by-product N-methylheptafluorobutyric amide has a lower retention time than the silylating reagent especially useful for flame ionisation detection due to the large ratio of fluorine to silicon of 7 : 1, since degradation of the excess of MSHFBA does not produce SiO_2 but volatile, non-corrosive silicon compounds



◆ N-methyl-N-tert-butyldimethylsilyl-trifluoroacetamide

m.w. 241.3, Bp 168 – 170 °C (760 mm Hg), density $d_{20}^{20}/4^{\circ} = 1.121$

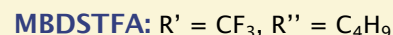
silylation reagent which donates a tert-butyldimethylsilyl group (TBDMS) for derivatising active hydrogen atoms in hydroxyl, carboxyl and thiol groups as well as primary and secondary amines

fast reactions (typically 5 – 20 min) with high yields (> 96%)

by-products are neutral and volatile

TBDMS ethers are 10^4 times more stable than the corresponding TMS ethers

chromatographic retention times are longer due to the large protecting group, which may improve some separations; because of the high molecular ion concentration at $\text{M}^+ - 57$ useful for GC-MS applications



Silylation with MSTFA, MSHFBA or MBDSTFA


Procedure:

Dissolve 10 – 15 mg sample in 0.8 ml solvent, then add 0.2 ml of the silylation reagent. The reaction mixture can be heated to 60 – 70 °C for up to 1 hour and can be analysed directly. If TFA is used as a solvent, proceed as follows [M. Donike, J. Chromatogr. 85 (1973) 1 – 7]: dissolve 1 – 2 mg sample in 100 μl TFA. Dropwise add 0.9 ml of the silylating reagent. After cooling the sample can be chromatographed directly.

MN Appl. No. 213110

Ordering information

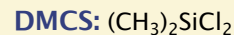
	Packing unit							
	10 x 1 ml	20 x 1 ml	1 x 10 ml	5 x 10 ml	1 x 100 ml	6 x 50 ml	6 x 100 ml	12 x 100 ml
MSHFBA		701260.201	701260.110	701260.510	701260.1100		701260.6100	
MSTFA		701270.201	701270.110	701270.510	701270.1100	701270.650	701270.6100	701270.12100
MBDSTFA	701440.101	701440.201						



Reagents and procedures for silylation

DMCS · HMDS · TMCS · TSIM

◆ Dimethyldichlorosilane

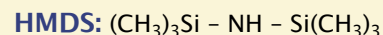


m.w. 129.06, Bp 70 °C (760 mm Hg), density $d_{20^\circ/4^\circ} = 1.07$

used to form dimethylsilyl (DMS) derivatives

DMS derivatives are much more susceptible to hydrolysis than TMS derivatives, therefore strictly anhydrous conditions during reaction are very important.

◆ Hexamethyldisilazane



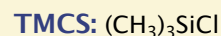
m.w. 161.4, Bp 126 °C (760 mm Hg), density $d_{20^\circ/4^\circ} = 0.7742$

weak TMS donor; used alone reaction is slow and not very effective

after addition of catalytic quantities of TMCS (e. g. 1 %) or as a mixture with TMCS (2:1, v/v; SILYL-21 and SILYL-2110) a fast and quantitative reagent for trimethylsilylation of organic compounds

Aprotic solvents like acetonitrile, pyridine, dimethylformamide, carbon disulphide and dimethylacetamide are recommended for use with HMDS.

◆ Trimethylchlorosilane

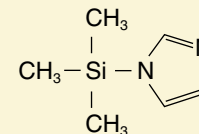


m.w. 108.7, Bp 57 °C (760 mm Hg), density $d_{20^\circ/4^\circ} = 0.8580$

often used as a catalyst with other trimethylsilyl reagents

Without additives it can be used for preparing TMS derivatives of organic acids.

◆ N-Trimethylsilyl-imidazole



m.w. 140.3, Bp 94 - 96 °C (760 mm Hg), density $d_{20^\circ/4^\circ} = 0.961$

strongest hydroxyl silylator; reagent of choice for carbohydrates and most steroids (even highly hindered steroids)

The reagent is unique in that it reacts quickly and smooth with hydroxyl (even *tert.* OH) and carboxyl groups, but not with amines. This characteristic makes TSIM particularly useful in multi-derivatisation schemes for compounds with different functional groups, which are to be derivatised differently (e. g. -O-TMS / -N-HFB derivatives of catecholamines).

recommended application: alcohols, phenols, organic acids, steroids, hormones, glycols, nucleotides, narcotics

Silylation with TSIM or SILYL-1139 (TSIM - pyridine 11:39)

Procedure:

Dissolve 10 - 15 mg sample in 0.8 ml solvent, then add 0.2 ml of the silylation reagent. The reaction mixture can be heated to 60 - 70 °C for up to 1 hour and can be analysed directly.

recommended solvent pyridine

When using SILYL-1139, the presence of water does not interfere.

MN Appl. No. 213120

Ordering information

	Packing unit of			
	20 x 1 ml	1 x 10 ml	5 x 10 ml	6 x 50 ml
DMCS				701230.650 *
HMDS			701240.510	701240.650 *
TMCS	701280.201 *			701280.650 *
TSIM	701310.201	701310.110	701310.510	

* in vials with screw caps



Reagent mixtures for silylation

Code		20 x 1 ml	1 x 10 ml	5 x 10 ml	1 x 50 ml	1 x 100 ml
SILYL-271	BSA – HMDS – TSIM (2:7:1)	701450.201	701450.110	701450.510		
SILYL-1139	TSIM – pyridine (11:39)	701460.201				
SILYL-21	HMDS – TMCS (2:1)	701470.201				
SILYL-2110	HMDS – TMCS – pyridine (2:1:10)	701480.201				
SILYL-991	BSTFA – TMCS (99 : 1)	701490.201			701490.150	701490.1100

Due to their purpose, derivatisation reagents are very reactive substances. For this reason they should be stored cool and protected from moisture. Our derivatisation reagents are supplied in vials with crimp caps for easy access with a syringe. Vials with pierced sealing disks have limited stability and should be used soon.

Silylation with SILYL-21 or SILYL-2110

Procedure:

Carefully add SILYL-21 or SILYL-2110 to 1 – 10 mg of the sample. A precipitate of ammonium chloride does not interfere. If the sample should not dissolve within 5 minutes, heat to 75 – 85 °C. If no mutarotation is to be expected, you may dissolve the sugar in warm pyridine first and then add the silylation reagent. In some cases it may be advantageous to use a different solvent instead of pyridine. For derivatisation of 3-ketosteroids we recommend to use DMF (dimethylformamide).

MN Appl. No. 213130

- suitable for sugars, glycols, sterically unhindered alcohols, carboxylic acids, acids in urine, hydroxy fatty acids, nucleotides, steroids, vitamin D, xanthone derivatives


O-Trimethylsilylation with MSTFA followed by N-trifluoroacetylation with MBTFA

Procedure:

Completely silylate 2 mg of the sample with 0.3 ml MSTFA e.g. as described on page 241. After addition of 0.3 ml MBTFA the N-trimethylsilyl group is replaced by the N-trifluoroacetyl group. The mixture can be analysed directly.

MN Appl. No. 213140





Test mixtures for GC capillary columns

Test mixtures for GC

- Test mixtures for GC capillary columns are used for controlling the performance of fused silica capillary columns and the GC system
- Test mixtures for chiral GC columns see page 234



Ordering information

Designation	Pack of	Composition	Cat. No.
Polarity mixture POL ₅ (qualitative) in <i>n</i> -pentane	1 ml	1-butanol, benzene, methyl butyrate, toluene, cyclopentanone, 1-octene, dibutyl ether	722306
Activity test mixture (FA-TMS test according to Donike) in MSTFA/ <i>n</i> -hexane (1 + 4)	1 ml	1 mg/ml each of TMS capric acid (C ₁₀), TMS myristic acid (C ₁₄), TMS stearic acid (C ₁₈), TMS behenic acid (C ₂₂), hexadecane (C ₁₆), eicosane (C ₂₀), tetra-cosane (C ₂₄), octacosane (C ₂₈)	722307
Grob test mixture (modified) in <i>n</i> -hexane	1 ml	(in mg/ml) <i>n</i> -decane (~2.8), <i>n</i> -undecane (~2.9), <i>n</i> -octanol (~3.6), 2,6-dimethylphenol (~3.2), 2,6-dimethylaniline (~3.2), methyl decanoate (~4.2), dicyclohexylamine (~3.1), methyl undecanoate (~4.2), methyl dodecanoate (~4.1)	722310
MN OPTIMA® test mixture in pentane	1 ml	0.1 % each of undecane, dodecane, octanol, dimethylaniline, decylamine, methyl decanoate, methyl undecanoate, heneicosane, docosane, tricosane (chromatograms see page 200)	722316
MN OPTIMA® amine test mixture in ethanol	1 ml	0.2 % diisobutylamine, 1 % diethanolamine, 0.2 % 2,6-dimethylaniline, 0.2 % <i>o</i> -propanol-pyridine, 0.2 % dicyclohexylamine, 0.2 % dibenzylamine	722317
FAME test mixture in hexane	1 ml	0.1 % each of FAMEs C4, C6, C8, C10, C12, C14, C16, C18, C18:1 <i>cis</i> , C18:1 <i>trans</i> , C18:2, C18:3, C20, C22, C22:1, C24 (chromatogram see page 220)	722320

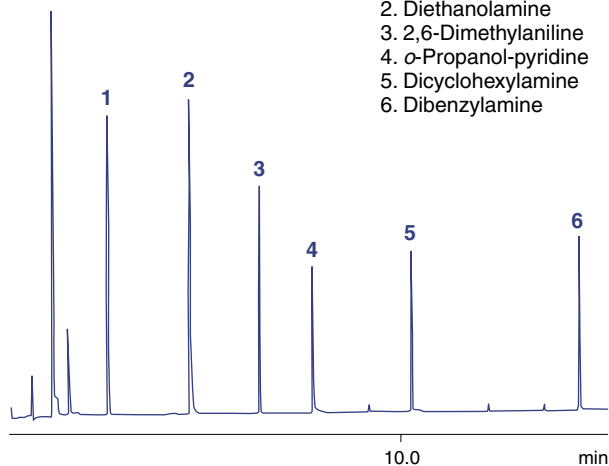


Separation of the OPTIMA® Amine test mixture (Cat. No. 722317)

Column: OPTIMA® 5 Amine, 1.0 µm film, 30 m x 0.32 mm ID, max. temp. 300/320 °C, Cat. No. 726353.30

Injection volume: 1 µl
 Carrier gas: 0.6 bar H₂
 Split: 1:50
 Temperature: 100 °C → 290 °C, 10 °C/min
 Detector: FID, 280 °C, 2⁶

- Peaks:**
1. Diisobutylamine
 2. Diethanolamine
 3. 2,6-Dimethylaniline
 4. *o*-Propanol-pyridine
 5. Dicyclohexylamine
 6. Dibenzylamine



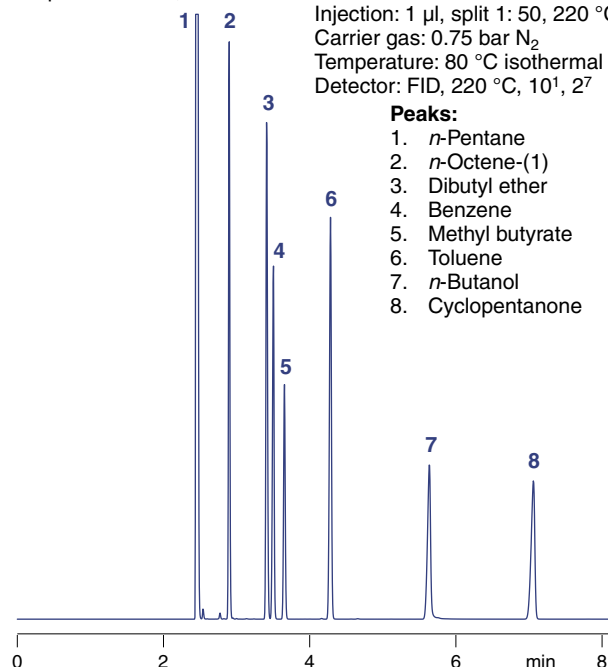
MN Appl. No. 250020

Polarity mixture POL5 (qualitative) (Cat. No. 722306)

Column: OPTIMA® Wax, 0.25 µm film, 25 m x 0.25 mm ID, max. temp. 250/260 °C, Cat. No. 726600.25

Injection: 1 µl, split 1: 50, 220 °C
 Carrier gas: 0.75 bar N₂
 Temperature: 80 °C isothermal
 Detector: FID, 220 °C, 10¹, 2⁷

- Peaks:**
1. *n*-Pentane
 2. *n*-Octene-(1)
 3. Dibutyl ether
 4. Benzene
 5. Methyl butyrate
 6. Toluene
 7. *n*-Butanol
 8. Cyclopentanone



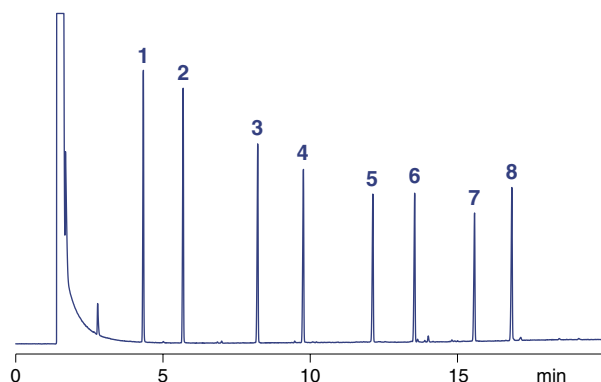
MN Appl. No. 211230

Activity test mixture (Cat. No. 722307)

Column: OPTIMA® 5, 1.0 µm film, 25 m x 0.32 mm ID, max. temp. 340/360 °C, Cat. No. 726316.25

Injection: 1 µl, split 1: 40, 300 °C
 Carrier gas: 0.6 bar H₂
 Temperature: 150 °C → 300 °C (8 min), 10 °C/min
 Detector: FID, 300 °C, 10¹, 2³

- Peaks:**
1. TMS capric acid (C₁₀)
 2. Hexadecane (C₁₆)
 3. TMS myristic acid (C₁₄)
 4. Eicosane (C₂₀)
 5. TMS stearic acid (C₁₈)
 6. Tetracosane (C₂₄)
 7. TMS behenic acid (C₂₂)
 8. Octacosane (C₂₈)



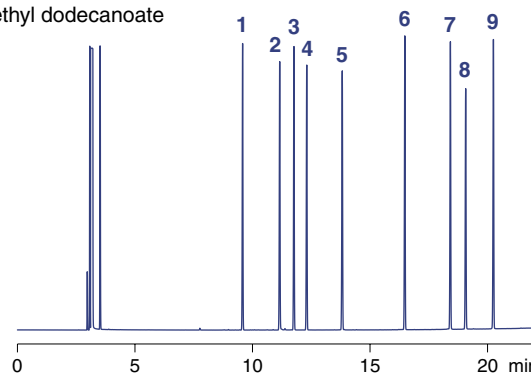
MN Appl. No. 211240

Grob test mixture (modified) (Cat. No. 722310)


Column: OPTIMA® 5, 1.0 µm film, 50 m x 0.25 mm ID, max. temp. 340/360 °C, Cat. No. 726807.50

Injection: 1 µl, split 1: 40, 280 °C
 Carrier gas: 1.5 bar H₂
 Temperature: 80 °C → 280 °C (10 min), 8 °C/min
 Detector: FID, 280 °C, 10¹, 2⁶

- Peaks:**
1. *n*-Decane
 2. 1-Octanol
 3. *n*-Undecane
 4. 2,6-Dimethylphenol
 5. 2,6-Dimethylaniline
 6. Methyl decanoate
 7. Methyl undecanoate
 8. Dicyclohexylamine
 9. Methyl dodecanoate



MN Appl. No. 211250



Test mixtures for environmental analyses

Ordering information

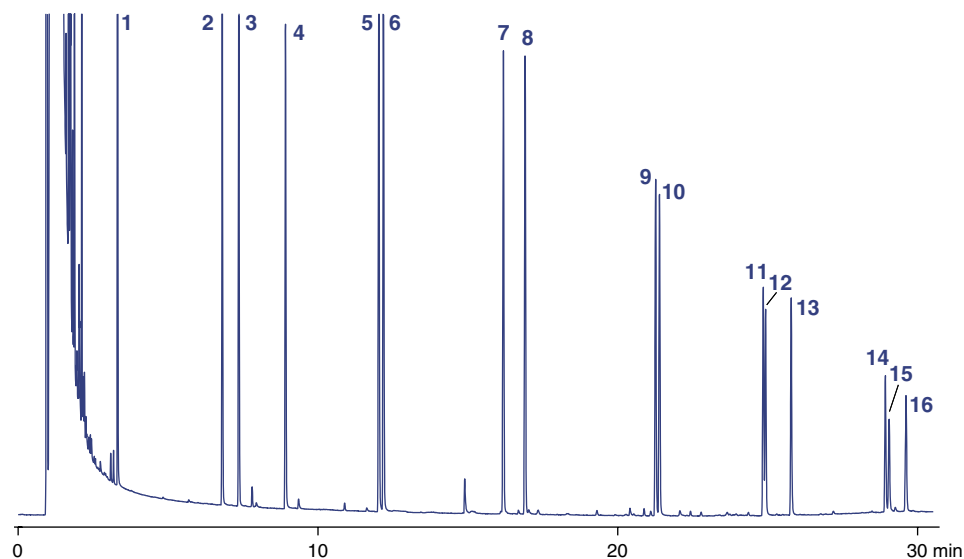
Designation	Pack of	Composition	Cat. No.
Haloform test mixture in <i>n</i> -pentane (qualitative)	1 ml	9 halogenated hydrocarbons acc. to German drinking water specifications (in ng/ml): dichloromethane (795), chloroform (75), 1,1,1-trichloroethane (67), carbon tetrachloride (80), trichloroethylene (73), bromodichloromethane (100), dibromochloromethane (122), tetrachloroethylene (81), bromoform (145)	722311
Haloform test mixture in methanol for head-space analyses (qualitative)	1 ml	9 halogenated hydrocarbons in increased concentration for calibration acc. to German Industrial Standard DIN 38407, part 5 (in µg/ml): dichloromethane (158.4), chloroform (14.9), 1,1,1-trichloroethane (13.4), carbon tetrachloride (15.9), trichloroethylene (14.6), bromodichloromethane (20), dibromochloromethane (24.5), tetrachloroethylene (16.2), bromoform (28.9)	722371
Haloform test kit (qualitative)	11 x 1 ml	1 ml each of 9 single undiluted halogenated hydrocarbons and 1 ml each of test mixtures Cat. Nos. 722311 and 722371	722312
Pesticide test mixture in <i>n</i> -hexane (qualitative)	1 ml	10 µg/ml each of α-BHC, HCB, β-BHC, γ-BHC, δ-BHC, heptachlor, aldrin, dieldrin, endrin, <i>p,p'</i> -DDT, mirex	722313
PAH test mixture acc. to EPA in toluene	1 ml	20 µg/ml each of naphthalene, acenaphthylene, acenaphthene, fluorene, phenanthrene, anthracene, fluoranthene, pyrene, benz[a]anthracene, chrysene, benzo[b]fluoranthene, benzo[k]fluoranthene, benzo[a]pyrene, indeno[1,2,3-cd]pyrene, dibenz[a,h]anthracene, benzo[ghi]perylene	722314
PAH test mixture acc. to German drinking water specifications in toluene	1 ml	20 µg/ml each of fluoranthene, benzo[b]fluoranthene, benzo[k]fluoranthene, benzo[a]pyrene, indeno[1,2,3-cd]pyrene, benzo[ghi]perylene	722331
BTX test mixture in methanol	1 ml	10 ng/µl each of benzene, ethylbenzene, toluene, <i>m</i> -, <i>o</i> -, <i>p</i> -xylene	722372

PAH test mixture acc. to EPA for GC (Cat. No. 722314)

Column: sOPTIMA® 5, 0.25 µm film, 30 m x 0.32 mm ID, max. temperature 340/360° C, Cat. No. 726314.30
Sample: PAH test mixture according to EPA (20 µg/ml each in toluene)
Injection volume: 1.0 µl
Carrier gas: H₂, 70 kPa
Split: 1 : 15
Temperature: 100° C, 7 °C/min → 300° C
Detector: FID, 300 °C, 2⁴

Peaks:

1. Naphthalene
2. Acenaphthylene
3. Acenaphthene
4. Fluorene
5. Phenanthrene
6. Anthracene
7. Fluoranthene
8. Pyrene
9. Benz[a]anthracene
10. Chrysene
11. Benzo[b]fluoranthene
12. Benzo[k]fluoranthene
13. Benzo[a]pyrene
14. Indeno[1,2,3-cd]pyrene
15. Dibenz[a,h]anthracene
16. Benzo[ghi]perylene



MN Appl. No. 200510

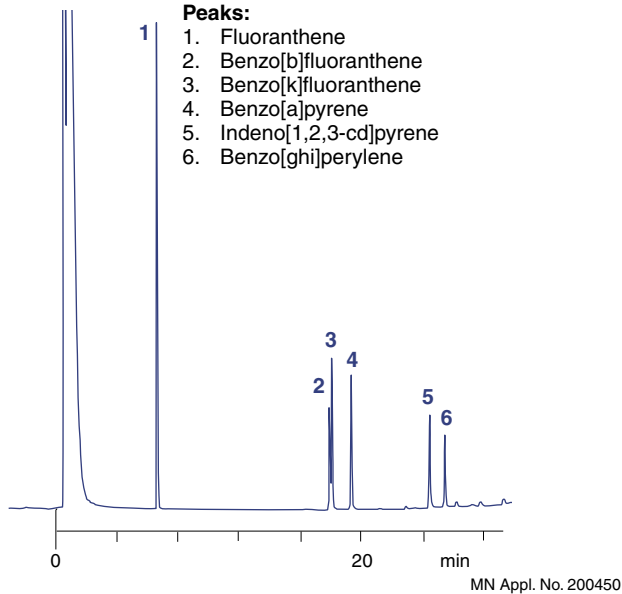


PAH test mixture acc. to German drinking water specifications (Cat. No. 722331)

Column: OPTIMA® 5, 0.25 µm film, 25 m x 0.32 mm ID, max. temp. 340/360 °C, Cat. No. 726314.25
 Injection volume: 2 µl
 Carrier gas: 0.6 bar H₂, split 1 : 10
 Temperature: 80 °C ↑ 180 °C → 300 °C, 4 °C/min
 Detector: FID 300 °C, 2⁴

Peaks:

1. Fluoranthene
2. Benzo[b]fluoranthene
3. Benzo[k]fluoranthene
4. Benzo[a]pyrene
5. Indeno[1,2,3-cd]pyrene
6. Benzo[ghi]perylene

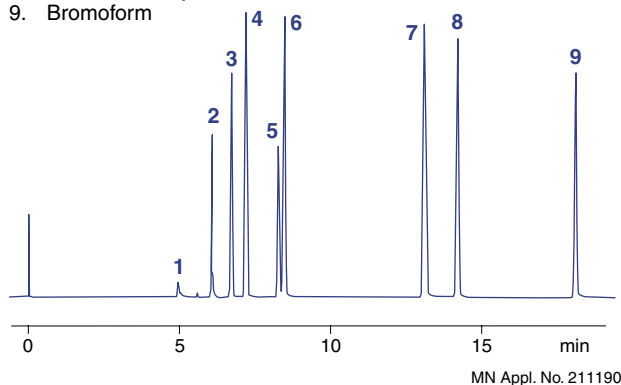


Haloform test mixture (Cat. No. 722311)

Column: FS-SE-54, 0.35 µm film, 50 m x 0.25 mm ID, max. temperature 300 °C, Cat. No. 733623.50
 Injection volume: 1 µl
 Carrier gas: 1 bar N₂
 Split: about 1 : 30
 Temperature: 45 °C (10 min) → 120 °C, 8 °C/min
 Detector: ECD 260 °C, 2⁸

Peaks:

1. Dichloromethane
2. Chloroform
3. 1,1,1-Trichloroethane
4. Carbon tetrachloride
5. Trichloroethylene
6. Bromodichloromethane
7. Dibromochloromethane
8. Tetrachloroethylene
9. Bromoform

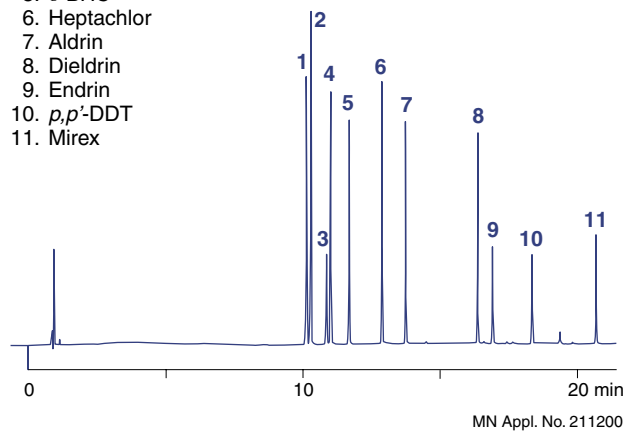


Pesticide test mixture (Cat. No. 722313)

Column: OPTIMA® 5, 0.25 µm film, 25 m x 0.25 mm ID, max. temp. 340/360 °C, Cat. No. 726056.25
 Injection volume: 0.5 µl (test mixture diluted to 1 µg/ml per component) in *n*-hexane
 Carrier gas: 100 kPa H₂
 Split: 330 ml/min
 Temperature: 100 °C → 270 °C, 8 °C/min
 Detector: ECD 300 °C, 2¹⁰

Peaks:

1. α-BHC
2. HCB
3. β-BHC
4. γ-BHC
5. δ-BHC
6. Heptachlor
7. Aldrin
8. Dieldrin
9. Endrin
10. *p,p'*-DDT
11. Mirex

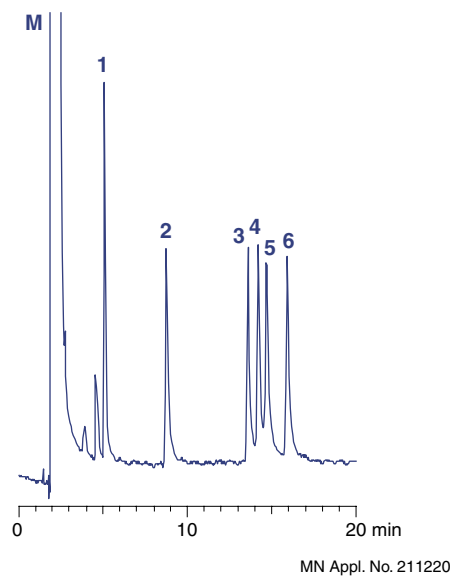



BTX test mixture (Cat. No. 722372)

Column: HYDRODEX β-PM, 50 m x 0.25 mm ID, max. temperature 250 °C, Cat. No. 723370.50
 Injection volume: 2 µl (10 ng/µl each in methanol)
 Carrier gas: 120 kPa H₂ (2.45 ml/min)
 Split: 40 ml/min
 Temperature: 60 °C → 100 °C, 2 °C/min
 Detector: FID 250 °C, 2⁴

Peaks:

- M = Methanol
1. Benzene
 2. Toluene
 3. *p*-Xylene
 4. *m*-Xylene
 5. Ethylbenzene
 6. *o*-Xylene





Accessories for capillary columns

Ferrules for GC

- Graphite** ferrules provide the highest temperature stability (up to 450 °C). They are reusable when handled with care. We also offer 1/16" graphite ferrules specially designed for Carlo Erba / Fisons or for Agilent gas chromatographs.
- Vespel** ferrules come in three types: pure Vespel, Vespel with 15 % graphite and Vespel with 40 % graphite. All versions are stable up to 400 °C and reusable.
- Teflon** ferrules can only be used up to 250 °C. They are not reusable and not recommended for temperature programming. However, they show the best chemical inertness of all ferrules.



Accessories for GC

Ordering information (packing unit 10 ferrules)

Bore (= column OD) max. temp. →	Graphite		Vespel		Teflon
	plain 450 °C	plain 400 °C	+ 15 % graphite 400 °C	+ 40 % graphite 400 °C	250 °C
1/16" ferrules					
no bore	708336	706187	706167		706177
0.4 mm	708309			706246	
0.5 mm	708308			706247	
0.8 mm	708301			706248	
1 mm	708302				
1.2 mm	708303				
1/16"	706155	706180	706160	706190	706170
1/16" ferrules for Carlo Erba / Fisons instruments					
0.4 mm	708338				
0.5 mm	708339				
0.8 mm	708340				
1/16" ferrules for Hewlett-Packard / Agilent instruments					
0.4 mm	708353				
0.5 mm	708354				
0.8 mm	708355				
1/8" ferrules					
no bore	708341	706188	706168		706178
0.4 mm	708342	706266	706249	706240	
0.5 mm	708343				
0.8 mm	708333	706268			
1/16"	708158	706183			
1/8"	708156	706181		706191	706171
1/4" ferrules					
no bore	708344		706169	706199	
0.4 mm	708345				
0.5 mm	708346				
1/16"			706164		
1/8"		706185			
6.0 mm	708348	706186		706196	706176
1/4"	706157	706182		706192	706172
6 mm ferrules					
no bore		706252			
6.0 mm					706259

If you are in doubt about the correct size / Cat. No. please send us an old, used ferrule for the right selection.




Connectors for capillary GC columns

- ◆ **Graphseal connecting system** for capillaries based on the Graphseal ferrule: a stainless steel ferrule filled with graphite – the ideal sealing material for capillaries
 The capillary is mounted on a 1/16" exit (detector, injector etc.) with the appropriate ferrule, a Graphseal nut (with slit) and an adaptor (see table below).
- ◆ **Glass connectors** for fused silica capillary columns from 0.2 to 0.53 mm ID manufactured from deactivated glass with slightly tapered inner diameter; used to join two fused silica capillaries of equal or different diameters. Advantages compared to stainless steel fittings are easy connection without tools, optical control during connection, negligible heat capacity and no dead volume.
- ◆ **PTFE shrinking tube** can also be used for connecting capillaries. The minimum inner diameter expanded is 1.17 mm, the maximum ID shrunk is 0.40 mm. Shrinking occurs above 310 °C. Connections with PTFE shrinking tube are applicable up to 200 °C only. They should never be used above 250 °C.

Ordering information

Description	Pack of	Cat. No.	Specification
Graphseal connecting system for capillary columns			
Graphseal adaptor	1 set	708320	
Graphseal nut, slotted	2 nuts	708321	
Graphseal ferrule, 0.4 mm bore	10 ferrules	708337	
Graphseal ferrule, 0.5 mm bore	10 ferrules	708318	
Graphseal ferrule, 0.8 mm bore	10 ferrules	708319	
Universal capillary glass connectors			
linear	5 connectors	707971	
linear	10 connectors	707972	
Y splitter	1 connector	707973	
PTFE shrinking tube, thin-walled	1 m	708305	for connecting capillaries, min. ID expanded 1.17 mm, max. ID shrunk 0.40 mm

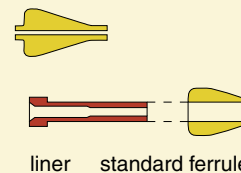




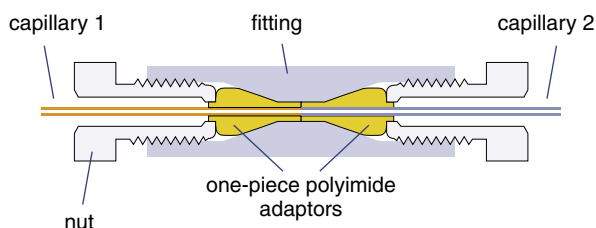
Accessories for capillary columns

Valco fused silica adaptors and fittings for capillary GC

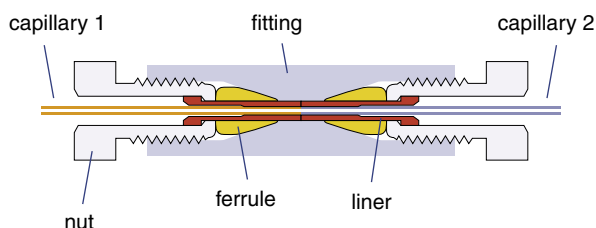
- one-piece FS adaptors:** recommended for use in fittings where the polyimide ferrule need not be removed
- two-part removable FSR adaptors:** recommended for use in Valco valves; consists of a liner which slides over the fused silica tubing, and a ferrule, both made of high temperature polyimide alloys the liner with an enlarged diameter at one end fits within the nut, thus ensuring that the liner and the tube within are removed as the nut is unscrewed from the valve (see figure below)
 The 1/16" FSR adaptor comes with a special counterbored 1/16" nut (ZCN1) to receive the liner. The 1/32" adaptor works with standard Valco 1/32" nuts.



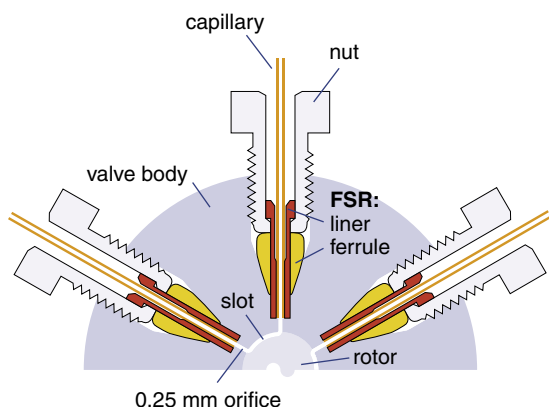
Union with FS adaptors



Union with FSR adaptors



Valve with FSR adaptors



To order Valco fittings for use with fused silica adaptors (FS or FSR recommended), add suffix "J" to the fitting code and specify the appropriate number of adaptors separately. The stainless steel ferrules normally provided with the fittings are omitted since they are replaced by the FS (or FSR) adaptors. Again, for 1/16" FSR adaptors use the counterbored nut ZCN1 supplied with the adaptor.

Examples:

- Connection of 2 capillaries with 0.25 mm ID and 0.4 mm OD: either use a 1/32" union ZU.5TJ and 2 FS adaptors FS.4 or a 1/32" union ZU.5TJ and 2 removable FSR adaptors FSR.4
- Connection of 2 capillaries with 0.53 mm ID and 0.8 mm OD: we recommend either a 1/16" union ZU1TJ and 2 FS adaptors FS1-.8 or a 1/16" union ZU1TJ and 2 removable FSR adaptors FS1R.8

If capillaries 1 and 2 have different outer diameters, the corresponding different FS adaptors have to be used.

For use of fused silica adaptors with Valco valves please order the number of adaptors (FSR required) when you order the valve, or when you want to use an existing valve with open tubular columns. Please note that for 1/16" FSR adaptors you have to use the special counterbored nut ZCN1 which is supplied with the adaptors FS1R.5 and FS1R.8.

Examples:

- For connecting a capillary with 0.32 mm ID (0.5 mm OD) to a valve with 1/32" fittings we recommend the removable FSR adaptor FSR.5.
- For connecting a capillary with 0.53 mm ID (0.8 mm OD) to a valve with 1/16" fittings we recommend the removable FSR adaptor FS1R.8.




Ordering information

Valco code	Description	Pack of	Cat. No.		
One-piece fused silica adaptors					
for capillary OD					
FS.25-5	1/32"	< 0.25 mm	5	724405	
FS.4-5	1/32"	0.25 - 0.4 mm	5	724243	
FS.5-5	1/32"	0.4 - 0.5 mm	5	724244	
FS1.4-5	1/16"	< 0.4 mm	5	724406	
FS1.5-5	1/16"	0.4 - 0.5 mm	5	724407	
FS1.8-5	1/16"	0.6 - 0.8 mm	5	724408	
Removable fused silica adaptors (incl. nuts)					
FSR.25-5	1/32"	< 0.25 mm	5	724409	
FSR.4-5	1/32"	0.25 - 0.4 mm	5	724410	
FSR.5-5	1/32"	0.4 - 0.5 mm	5	724411	
FS1R.5-5	1/16"	< 0.5 mm	5	724335	
FS1R.8-5	1/16"	0.5 - 0.8 mm	5	724334	
Replacement liners					
FSL.25-5	1/32"	< 0.25 mm	5	724412	
FSL.4-5	1/32"	0.25 - 0.4 mm	5	724413	
FSL.5-5	1/32"	0.4 - 0.5 mm	5	724414	
FS1L.5-5	1/16"	< 0.5 mm	5	724415	
FS1L.8-5	1/16"	0.5 - 0.8 mm	5	724416	
Special nut for fused silica adaptors					
ZCN1	1/16"	counterbored	1	724417	
For standard Vespel ferrules as well as standard nuts please see the Valco programme, which is available on request.					
Unions, Tees and crosses for fused silica adaptors (without ferrules, but incl. standard nuts)					
ZU.5TJ	1/32"- 1/32"	for butt connection	1	724418	
ZU1TJ	1/16"- 1/16"	for butt connection	1	724333	
ZT.5J	1/32"	Tee	1	724421	
ZT1CJ	1/16"	Tee, capillary bore	1	724336	
ZX.5J	1/32"	cross	1	724422	
ZX1CJ	1/16"	cross, capillary bore	1	724337	
Tools for Valco fused silica adaptors					
OEW	open end wrench (3/16" x 1/4")		1	724423	for use with 1/32" fittings
PV	pin vise and drill index (0.34 to 1.0 mm)		1	724424	application see text below

Should a tube break in a straight-through union, remove the nuts and the tube opposite the broken one. Clear the fitting by passing a drill or wire of appropriate diameter into the unbroken side and through the centre of the fitting.

A pin vise and drill index are used for removing ferrules from Tee and cross fittings, and for enlarging the interior diameter of FS adaptors (Valco code PV).

For other fittings and valves for GC please ask for our VICI / Valco programme.







Accessories for capillary columns

Glass injection liners for GC

protect the sample from catalytic decomposition at active metal surfaces in the injector. The programme comprises liners with glass wool for split injection, liners for splitless injection and liners with flow reversal for different gas chromatographs.

Ordering information


Description	Length [mm]	OD [mm]	ID [mm]	Specification	Pack of [liners]	Cat. No.
for Hewlett-Packard (Agilent) instruments						
Liner with glass wool for split injection	78	6.1	4		1	708380
Liner for splitless injection	78	6.1	4		1	708382
Liner for splitless injection	78	6.1	2		1	708381
Liner with flow reversal b = 22 mm	78	6.1	4		1	708383
for Carlo Erba / Fisons (Thermo) instruments						
Liner with flow reversal	98	6.1	4	fig. see above, b = 46 mm	1	708384

Septa for GC

Designation	Material	Thickness	Hardness	max. Temp.
Standard septa (ST)	beige silicone rubber	4 mm	60 shore	
High temperature septa (HT)	red, specially pretreated, non-bleeding silicone rubber	3 mm	60 shore	320 °C *
Silicone septa, soft	transparent silicone rubber	3 mm	45 shore	250 °C
Silicone septa PTFE	white silicone rubber, one side coated with grey PTFE	3 mm		200 °C

* When used at considerably higher temperatures – and working without septum purge – interfering peaks can occur due to thermal decomposition of the material.

Ordering information

Septum grade (packs of 50 septa)	Outer diameter					
	9 mm N 9	10 mm N 10	11 mm N 11	12 mm N 12	13 mm N 13	17 mm N 17
Standard septa (ST)	702609	702610	702611	702612	702613	
High temperature septa (HT)	702619	702620	702621	702622	702623	702632
Silicone septa, soft	702602		702604	702605	702606	
Silicone septa PTFE		702625	702626	702627	702628	
Septum remover (tool for removing septa which have become baked into the injection port of the gas chromatograph)						706141



Systems for point-of-use gas purification

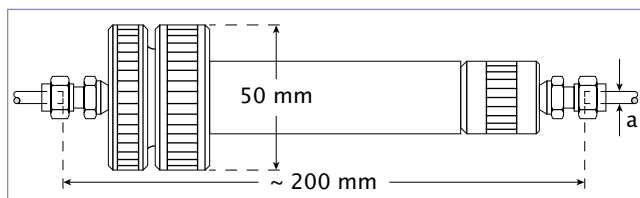
For maximum column lifetime and interference-free detector operation in GC high purity of the carrier and burner gases is prerequisite. If the gas supplies available in a laboratory do not meet quality requirements, installation of an in-line gas purification system is generally recommended. We offer purification systems which use special absorber cartridges to reduce the concentration of oxygen, water or hydrocarbons in the gas:

- ◆ **O₂-free**[®] (formerly Oxisorb[®]) for removal of oxygen by chemisorption: specially treated chromium trioxide on a large surface support; as a side effect water is removed by physisorption capacity per cartridge 100 ml O₂ and 500 ml H₂O (gas); final purity < 5 ppb O₂, < 30 ppb H₂O; packed under helium in aluminium or glass cartridges (the latter for visual control of the absorber mass) applicable for noble gases, nitrogen, hydrogen, carbon monoxide, carbon dioxide and saturated hydrocarbons; not applicable for purification of oxygen, pressurised air and unsaturated hydrocarbons
- ◆ **H₂O-free** (formerly Hydrosorb) for removal of water by physisorption: highly reactive molecular sieve, packed in aluminium cartridges under He; capacity per cartridge ~ 1 l H₂O (gas); final purity < 20 ppb H₂O applicable for noble gases, nitrogen, hydrogen, carbon monoxide, carbon dioxide, saturated hydrocarbons, halogenated hydrocarbons, nitrous oxide, pressurised air and oxygen
- ◆ **HC-free** (formerly Accosorb) for removal of hydrocarbons (HC), especially oil traces by physisorption: activated carbon, packed in aluminium cartridges under helium capacity per cartridge 1 mg C₂H₆, 180 mg higher HC, 8 g oil vapour; final purity < 10 ppb HC (except CH₄) applicable for noble gases, nitrogen, hydrogen, carbon monoxide, carbon dioxide, methane and pressurised air; not applicable for purification of oxygen

HOLDERS for cartridges are available for tubing lines with 1/4", 1/8" or 6 mm OD. For 1/8" lines we also supply a multiple adsorber for combination of two absorber cartridges in series (e.g. O₂-free and H₂O-free for carrier gases).

Please remember to exchange the cartridges in regular intervals (e.g. whenever you change the steel gas cylinder), because exhausted purification cartridges are useless!


Regeneration of the adsorber mass is uneconomical or not possible.



Small absorber L for installation in gas tubes
a = tube diameter: 6 mm, 1/4", or 1/8"

Ordering information

Description	Pack of	Cat. No.
Gas purification cartridges		
O ₂ -free cartridges, glass (with visible packing)	2	734325
O ₂ -free cartridges, aluminium, with molecular sieve	2	734329
H ₂ O-free cartridges	2	734363
HC-free activated carbon cartridges	2	734364
Holders for gas purification cartridges		
Small absorbers L (without cartridges)		
for 6 mm OD tubing	1	734326
for 1/4" OD tubing	1	734327
for 1/8" OD tubing	1	734328
Small absorbers L, PN 10, with protective jacket		
for 6 mm OD tubing	1	734322
for 1/4" OD tubing	1	734323
for 1/8" OD tubing	1	734324
Multiple absorber II		
Multiple absorber for 1/8" OD tubing (without cartridges)	1	734361
Protective plexiglas jacket PN 10	1	734362



Accessories for GC in general

Tools and general accessories for GC

- ◆ **Soap film flowmeters:** primary standard for measuring gas flows, available in three different sizes leak check 734145 is the ideal residue-free solution to be used with these flowmeters
- ◆ **Diamond file:**
 a useful tool for cutting capillaries and smoothing ends of capillaries. Square capillary ends without protruding particles are especially important for butt connections (e.g. in Valco unions).
- ◆ **Magnifying lens:**
 a very versatile tool for any laboratory. In capillary GC it is often important to inspect column integrity or check cut ends of capillaries. When closing a column by melting the magnifying lens can be used to check whether the column is really closed or whether an open channel has been formed in the sealed end. Our lens provides 7fold magnification and is supplied with a scale as pictured in the figure below. The space between lines corresponds to 1/10 mm.
- ◆ **Empty cages** are e.g. required for retention gaps and deactivated capillaries
- ◆ **Glass wool, quartz wool and glass fibre wadding** are e.g. used for GC liners, packed GC columns etc.




Lens with scale



Diamond file

Ordering information

Description	Specification	Pack of	Cat. No.
Flowmeters and accessories			
1 ml soapfilm flowmeter		1	734142
10 ml soapfilm flowmeter		1	734143
25 ml soapfilm flowmeter		1	734144
Leak check in bottles		250 g	734145
Tools for capillary GC			
Diamond file	for cutting capillaries and straightening capillary ends	1	708300
Magnifying lens with scale	magnification 7x	1	706296
Empty cages for GC capillaries			
Cage 160	160 mm dia. for all column lengths up to 50 m with 0.25 and 0.32 mm ID	1	723721
Cage 190/32	190 mm dia. for column lengths up to 30 m with 0.53 mm ID / 60 m x 0.32 mm ID	1	723722
Cage 190/58	190 mm dia. recommended for 50 and 60 m columns with 0.53 mm ID	1	723734
Glass wool			
Glass wool, long fibres, DMCS treated, for packed GC columns		50 g	706201
Glass fibre wadding silanised, very fine fibres		25 g	718002
Quartz wool, very fine fibres		25 g	718587
Glass wool extractor for GC columns		1	706117



Code	Specification	MN phases	Page
USP L01	octadecyl silane chemically bonded to porous silica particles, 1.8 to 10 µm Ø	NUCLEODUR® C ₁₈ ec	104
		NUCLEODUR® C ₁₈ Gravity	92
		NUCLEODUR® C ₁₈ Isis	96
		NUCLEODUR® C ₁₈ Pyramid	98
		NUCLEODUR® Sphinx RP	100
		NUCLEOSIL® C ₁₈	110
		NUCLEOSIL® C ₁₈ AB	113
		NUCLEOSIL® C ₁₈ HD	112
		NUCLEOSIL® C ₁₈ MPN	143
		NUCLEOSIL® C ₁₈ PAH	131
NUCLEOSIL® C ₁₈ PPN	144		
USP L03	porous silica particles, 5 to 10 µm Ø	NUCLEODUR®	107
		NUCLEOSIL®	122
USP L07	octyl silane chemically bonded to totally porous silica particles, 1.8 to 10 µm Ø	NUCLEODUR® C ₈ ec	104
		NUCLEODUR® C ₈ Gravity	92
		NUCLEOSIL® C ₈	116
		NUCLEOSIL® C ₈ HD	118
USP L08	an essentially monomolecular layer of aminopropyl silane chemically bonded to totally porous silica gel support, 3 to 10 µm Ø	NUCLEOSIL® Carbohydrate	146
		NUCLEOSIL® NH ₂	124
USP L09	irregular or spherical, totally porous silica gel having a chemically bonded, strongly acidic cation-exchange coating, 3 to 10 µm Ø	NUCLEOSIL® SA	126
USP L10	nitrile groups chemically bonded to porous silica particles, 3 to 10 µm Ø	NUCLEODUR® CN / CN-RP	102
		NUCLEOSIL® CN / CN-RP	121
USP L11	phenyl groups chemically bonded to porous silica particles, 3 to 10 µm Ø	NUCLEODUR® Sphinx RP	100
		NUCLEOSIL® C ₆ H ₅	120
USP L14	silica gel having a chemically bonded, strongly basic quaternary ammonium anion-exchange coating, 5 to 10 µm Ø	NUCLEOSIL® SB	127
USP L16	dimethylsilane chemically bonded to porous silica particles, 5 to 10 µm Ø	NUCLEOSIL® C ₂	119
USP L17	strong cation-exchange resin consisting of sulphonated cross-linked PS/DVB copolymer in the H form, 7 to 11 µm Ø	NUCLEOGEL® ION 300 OA	148
		NUCLEOGEL® SUGAR 810 H	147
USP L19	strong cation-exchange resin consisting of sulphonated cross-linked PS/DVB copolymer in the Ca form, about 9 µm Ø	NUCLEOGEL® SUGAR 810 Ca	147
		NUCLEOGEL® SUGAR Ca	148
USP L20	dihydroxypropane groups chemically bonded to porous silica particles, 5 to 10 µm Ø	NUCLEOSIL® OH (Diol)	123
USP L21	a rigid, spherical styrene-divinylbenzene copolymer, 5 to 10 µm Ø	NUCLEOGEL® RP	145
USP L26	butyl silane chemically bonded to totally porous silica particles, 5 to 10 µm Ø	NUCLEOSIL® C ₄	119
		NUCLEOSIL® C ₄ MPN	143
USP L32	a chiral ligand-exchange resin packing · L-proline copper complex covalently bonded to irregularly shaped silica particles, 5 to 10 µm Ø	NUCLEOSIL® CHIRAL-1	136
USP L34	strong cation-exchange resin consisting of sulphonated cross-linked PS/DVB copolymer in the Pb form, about 9 µm Ø	NUCLEOGEL® SUGAR Pb	148
USP L36	a 3,5-dinitrobenzoyl derivative of L-phenylglycine covalently bonded to 5 µm aminopropyl silica	NUCLEOSIL® CHIRAL-3	137
USP L40	cellulose tris-3,5-dimethylphenylcarbamate coated porous silica particles, 5 to 20 µm Ø	NUCLEOCEL DELTA	135
USP L45	beta-cyclodextrin bonded to porous silica particles, 5 to 10 µm Ø	NUCLEODEX β-OH, NUCLEODEX β-PM	133
USP L51	amylose tris-3,5-dimethylphenylcarbamate-coated, porous, spherical silica particles, 5 to 10 µm Ø	NUCLEOCEL ALPHA	134
USP L58	strong cation-exchange resin consisting of sulphonated cross-linked PS/DVB copolymer in the Na form, about 7 to 11 µm Ø	NUCLEOGEL® SUGAR Na	148
USP L60	spherical porous silica gel, 3 or 5 µm Ø, the surface of which has been covalently modified with alkyl amide groups and endcapped	NUCLEOSIL® C ₁₈ Nautilus	113



USP specification of MN GC phases

Code	Specification	MN phases	Page
G1 / G2	dimethylpolysiloxane oil	OPTIMA [®] 1	205
		OPTIMA [®] 1 MS	206
		OPTIMA [®] 1 MS Accent	207
		PERMABOND [®] SE-30	221
		PERMABOND [®] P-100	226
		OPTIMA [®] 1-TG	228
G3	50 % phenyl – 50 % methylpolysiloxane	OPTIMA [®] 17	212
		OPTIMA [®] 17-TG	228
G6	trifluoropropylmethylpolysiloxane	OPTIMA [®] 210	216
G7	50 % 3-cyanopropyl – 50 % phenylmethylpolysiloxane	OPTIMA [®] 225	217
G16	polyethylene glycol (av. mol. wt. ~ 15000); a high molecular weight compound of polyethylene glycol and a diepoxide	OPTIMA [®] Wax	219
		PERMABOND [®] CW 20 M	222
		PERMABOND [®] CW 20 M-DEG	229
		FS-CW 20 M-AM	226
G19	25 % phenyl – 25 % cyanopropyl – 50 % methylsilicone	OPTIMA [®] 225	217
G35	a high molecular compound of a polyethylene glycol and a diepoxide that is esterified with nitroterephthalic acid	OPTIMA [®] FFAP	220
		PERMABOND [®] FFAP	222
G27	5 % phenyl – 95 % methylpolysiloxane	OPTIMA [®] 5	208
		OPTIMA [®] 5 MS	209
		OPTIMA [®] 5 MS Accent	210
		OPTIMA [®] 5 Amine	225
		PERMABOND [®] SE-52	221
G35	a high molecular compound of a polyethylene glycol and a diepoxide that is esterified with nitroterephthalic acid	OPTIMA [®] FFAP	220
		PERMABOND [®] FFAP	222
G36	1 % vinyl – 5 % phenylmethylpolysiloxane	OPTIMA [®] 5	208
		OPTIMA [®] 5 MS	209
		OPTIMA [®] 5 MS Accent	210
		OPTIMA [®] 5 Amine	225
		PERMABOND [®] SE-54 HKW	227
G38	dimethylpolysiloxane oil	OPTIMA [®] 1	205
		OPTIMA [®] 1 MS	206
		OPTIMA [®] 1 MS Accent	207
		PERMABOND [®] SE-30	221
		PERMABOND [®] P-100	226
		OPTIMA [®] 1-TG	228
G43	6 % cyanopropylphenyl – 94 % dimethylpolysiloxane (percentages refer to molar substitution)	OPTIMA [®] 1301	214
		OPTIMA [®] 624	215
		OPTIMA [®] 624 LB	215
G46	14 % cyanopropylphenyl – 86 % methylpolysiloxane	OPTIMA [®] 1701	213
G49	proprietary derivatized phenyl groups on a polysiloxane backbone	OPTIMA [®] δ-3	203




A		Amino acids	
Accent ultra-low bleed columns for GC	207, 210	GC enantiomer separations	231, 234
Accessories		HPLC enantiomer separations	136, 138
for GC		TLC enantiomer separation	188
connectors for capillary columns	249	Amino-modified silica	
ferrules	248	layers for HPTLC	183
fused silica adaptors	250	NUCLEOSIL® columns for HPLC	124
glass injection liners	252	NUCLEOSIL® packings for HPLC	161
point-of-use gas purification	253	POLYGOPREP packings for preparative HPLC	165
septa	252	POLYGOSIL® packings for HPLC	163
tools	254	SPE phase CHROMABOND® NH ₂	22
for HPLC		Amylose-based phase for HPLC enantiomer separation	134
CC cartridge column accessories	155	Analytical columns for HPLC	
EC standard column accessories	154	NUCLEODUR® high purity silica phases	92
PEEK fittings and capillary tubing	158	NUCLEOSIL® standard silica phases	110
stainless steel capillary tubing and accessories	157	other manufacturers	
VP VarioPrep column accessories	153	Kromasil®	129
for liquid-liquid extraction	55	LiChrospher®	128
for SPE		Superspher®	128
empty columns, frits, adaptors	42	special separations	130
high-throughput accessories	45	Anion analysis by HPLC	132
vacuum manifolds and spare parts	40	Anion exchangers	
for TLC	194	cellulose-based	
Accosorb see HC-free		layers for TLC	187
Acetylated cellulose, layers for TLC	187	polymer-based	
Acrylamide, clean-up from food, SPE columns	38	HPLC columns NUCLEOGEL® Anion I	132
Activated carbon cartridges for gas purification	253	HPLC columns NUCLEOGEL® SAX	142
Activity test mixture according to Donike	244, 245	SPE phase CHROMABOND® PS-OH-	30
Acylation		resin-based IONEX layers for TLC	190
method development kit	237	silica-based	
reagents and procedures	238	HPLC columns NUCLEOGEN® DEAE	140
ADAMANT glass plates		HPLC columns NUCLEOSIL® Anion II	132
for HPTLC	178	HPLC columns NUCLEOSIL® PEI	139
for TLC	175	HPLC columns NUCLEOSIL® SB	127
Adaptors		HPLC packing NUCLEOSIL® SB	162
for HPLC guard columns	154	SPE phase CHROMABOND® SB	29
for SPE columns	42	Application database see www.mn-net.com	
fused silica for capillary GC	250	Application guides	
Adsorbents		reversed phase HPLC	87
for column chromatography	164	SPE	5
for HPLC	159	Aqueous eluents in reversed phase HPLC	
for SPE see individual phases		NUCLEODUR® Pyramid	98
for TLC	195	NUCLEOSIL® Nautilus	110
Adsorbent resins (PS/DVB) for SPE	10-14	Aromatic hydrocarbons see BTX, PAH and PCB	
Aflatoxin separation, layers for TLC	189	ASTM D 1319-58T FIA procedure	166
Alkylation see Methylation		Autosampler vials	80
ALUGRAM® aluminium sheets for TLC	173	Autoselectivity, OPTIMA® δ columns	202
Aluminium crimp caps for vials	65, 67, 69, 72	AVICEL® cellulose layers for TLC	186
Aluminium oxide		B	
adsorbents for column liquid chromatography	166	Base deactivated silica RP phases	92
adsorbents for TLC	195	Basic principles	
layers for TLC	185	GC	198
SPE phase CHROMABOND® Alox	25	SPE	2
Aluminium oxide / acetylated cellulose		TLC	170
mixed layers for TLC	190	BIG-BOXES, CHROMAFIL® syringe filters	56
Aluminium sheets ALUGRAM® for TLC	173	BIGpacks, CHROMABOND® SPE columns	11-38
AMD procedure	171	Bioanalysis	
AMD procedure	171	HPLC columns	130
layers for HPTLC	179	nucleic acid and protein purification:	
Amine analysis		also ask for our catalogue "Bioanalysis"	
capillary columns for GC	225, 226	Biotage® Flash systems, CHROMABOND® Flash cartridges	50
GC chromatograms	225, 245	Bottles see Vials	
test mixture for GC	244		
e-Aminopolycaprolactam see Polyamide			



Product and subject index


Bovine serum albumin	
HPLC phase for enantiomer separation	138
Brush type HPLC phases for enantiomer separation	137
BSA (N,O-bis-trimethylsilyl-acetamide)	240
BSA also see Bovine serum albumin	
BSTFA (N,O-bis-trimethylsilyl-trifluoroacetamide)	240
BTX	
GC chromatograms	216, 227, 247
test mixture for GC	246
Built-in guard columns for HPLC, adaptor	154, 155
Butyl rubber sealing disks for vial caps	65, 79
C	
CA see Cellulose acetate	
Cages for fused silica capillaries	254
Capillary accessories	
for GC	248
for HPLC	157
Capillary columns for GC	
OPTIMA® high performance columns	
summary	201
autoselectivity	202
low bleed	206, 209, 215
thick films	205, 208
ultra-low bleed	207, 210, 211
PERMABOND® columns	221
special separations	
summary	223
amines	225, 226
diethylene glycol analysis	229
enantiomer analysis	230-234
environmental analysis	227
petrochemical analysis	226
silane analysis	229
triglyceride analysis	228
Capillary connectors for GC	249
Capillary electrophoresis	
untreated fused silica capillaries	235
Capillary fittings for GC	250
Capillary tubing cutters	
diamond file for GC capillaries	254
for PEEK HPLC capillaries	158
for stainless steel HPLC capillaries	157
Capillary tubing for HPLC	
PEEK	158
stainless steel	157
Capillary unions for GC	249-251
Capillary union for HPLC	157
Caps for vials	
crimp caps	65, 67, 69, 72, 73
screw caps	77-79
snap ring caps	68
with slotted sealing disks	67, 68, 77, 78
Carbohydrate analyses, HPLC columns	146-148
Carlo Erba see Fisons	
Cartridges CHROMAFIX® for SPE	6
Cartridge system ChromCart® for HPLC	155
Cation exchangers	
polymer-based	
HPLC columns NUCLEOGEL® SAX	142
SPE phases	
CHROMABOND® PS-H ⁺ , PS-Ag ⁺ , PS-Ba ²⁺	30
resin-based IONEX layers for TLC	190
silica-based	
HPLC columns NUCLEOSIL® SA	126
HPLC packing NUCLEOSIL® SA	161
SPE phases CHROMABOND® PCA, PSA, SA	27, 28
Celite kieselguhr	167
Cellulose	
adsorbents for column liquid chromatography	167
adsorbents for TLC	196
layers for TLC	186, 187
Cellulose acetate syringe filters CHROMAFIL®	59
Cellulose, acetylated, layers for TLC	187
Cellulose / aluminium oxide, mixed layers for TLC	190
Cellulose AVICEL®, layers for TLC	186
Cellulose-based phase for HPLC enantiomer separation	135
Cellulose ion exchangers	
layers for TLC	187
Cellulose mixed esters	
filter plates CHROMABOND® MULTI 96	63
syringe filters CHROMAFIL®	59
Cellulose / silica mixed layers for TLC	190
Chamber saturation in TLC	171
Chemically bonded phases for GC see OPTIMA® and PERMABOND®	
Chemical compatibility of CHROMAFIL® filters	62
Chiral phases for enantiomer separation	
GC capillary columns	230-234
HPLC columns	133-138
CHIRALPLATE for TLC enantiomer separation	188
L-CHIRASIL-VAL for GC enantiomer separation	234
CHROMABOND® phases for SPE	10-39
summary	8
Flash Safety System	47
vacuum manifolds and accessories	40, 42
CHROMAFIL® syringe filters (membrane filters)	56, 62
sterile filters	59, 60
CHROMAFIX® cartridges for SPE	6
Chromatography papers	191
ChromCart® cartridge system for HPLC	155
Closures for vials see Caps for vials	
Column accessories for HPLC	153-155
Columns for GC see Capillary columns for GC	
Columns for HPLC	
for preparative separations	150
Columns for SPE, CHROMABOND®	10-39
Column systems for HPLC	153, 154
Columns for HPLC	
for analytical separations see Analytical columns	
Companion® Flash systems	
CHROMABOND® Flash cartridges	51
Compatibility of CHROMAFIL® syringe filters	62
Concentrating zone	
layers for TLC	177
sample application in TLC	170
Conic vials see Vials	
Connectors for GC capillaries	
glass connectors, PTFE shrinking tube	249
Graphseal connecting system	249
Valco fused silica adaptors	250, 251
Connectors for SPE vacuum manifolds	41
Containers for vials	84
Crimpers for closing and opening crimp caps	74



Crimp caps for vials			
aluminium, with or without sealing disks	65, 67, 69, 72		
steel (magnetic), with sealing disks	73		
Crimp top vials	65-71		
Crosses (Valco) for fused silica adaptors for GC	251		
Crosslinks, enrichment, CHROMABOND® phase for SPE	32		
Cyano-modified silica			
layers for HPTLC	182		
NUCLEODUR® columns for HPLC	102		
NUCLEOSIL® columns for HPLC	120		
NUCLEOSIL® packings for HPLC	161		
POLYGOPREP packings for preparative HPLC	165		
POLYGOSIL® packings for HPLC	163		
SPE phase CHROMABOND® CN	21		
Cyclodextrins as chiral stationary phases			
HYDRODEX for GC	232		
LIPODEX® for GC	230		
NUCLEODEX for HPLC	133		
D			
Deactivated capillaries for GC	235		
DEAE anion exchangers			
cellulose-based			
layers for TLC	187		
silica-based HPLC columns NUCLEOGEN® DEAE	140		
Derivatisation			
method development kits	237		
reagents and procedures for GC	238-243		
selection guide for important functional groups	237		
Detection of substances in TLC	172		
Detection reagents for TLC	194		
Developing a thin layer chromatogram	171		
Developing chambers in TLC	171, 194		
Diamino-modified silica phase for QuEChERS method	39		
Diamond file for GC	254		
Diethylaminoethyl see DEAE			
Diethylene glycol analysis, capillary column for GC	229		
Dimethyldichlorosilane (DMCS)	242		
N,N-dimethylformamide dimethylacetal (DMF-DMA)	239		
Dimethyl-modified silica			
layers for TLC	181		
NUCLEOSIL® columns for HPLC	119		
NUCLEOSIL® packings for HPLC	161		
SPE phase CHROMABOND® C2	19		
DIN 38407 part 5 halogenated hydrocarbons	246		
DIN 38407 part 7 PAH in drinking water	190		
DIN 38409 - H22 AOX from waters	34		
DIN 51527 PCB from oil	37		
DIN 51791 FIA procedure	166		
DIN H-53 hydrocarbons from water	36		
Diol-modified silica			
layers for TLC	184		
NUCLEOSIL® columns for HPLC	123		
NUCLEOSIL® packings for HPLC	161		
SPE phase CHROMABOND® OH	23		
Disaccharide separation, HPLC columns	146-148		
Dispersive SPE, QuEChERS method	39		
Disposable cartridges CHROMABOND® for SPE	6		
Disposable columns CHROMABOND® for SPE	6		
Disposable filters CHROMAFIL®	56		
DMCS (dimethylchlorosilane)	242		
DMF-DMA (N,N-dimethylformamide dimethylacetal)	239		
Doping control, vials and accessories	84		
Drug analysis			
HPLC enantiomer separation	134		
HPLC of basic drugs	92		
SPE of acidic, neutral and basic drugs from urine or plasma	31		
SPE of tetracyclines from biological samples	33		
SPE of THC and acidic analytes from biological fluids	32		
Drying of gases, H ₂ O-free cartridges	253		
Drying of organic samples, CHROMAFIX® cartridges	31		
DURASIL glass plates for TLC and HPTLC	176, 179		
Dye analysis, TLC chromatograms	178, 185		
E			
Easy, polar adsorbent resin for SPE	12		
EC standard column system for HPLC	154		
Electrophoresis, untreated fused silica capillaries	235		
Eluent filters, stainless steel	157		
Empty cages for GC capillaries	254		
Empty CHROMABOND® columns for SPE	42		
Enantiomer separation			
GC capillary columns	230-234		
HPLC columns	133-138		
TLC plates	188		
Environmental analysis			
GC capillary columns	227		
HPLC columns	131, 132		
SPE method development	7		
SPE polymer RP phases	10-14		
SPE special phases for AOX and hydrocarbons	34, 36		
SPE special phases for PAH	34, 35		
SPE special phases for PCB	36-38		
test mixtures for GC	246		
EPA 610, PAH standard	131		
EPA 8140/8141 organophosphorus pesticides			
GC chromatograms	204, 207		
Evaluation of a thin layer chromatogram	171		
Exclusion chromatography	114		
also see GPC			
F			
FAME, GC chromatograms	217, 218, 220		
FAME test mixture for GC	244		
Fast GC	224		
Fast HPLC	90		
Fatty acid methyl esters see FAME			
Ferrules			
for HPLC columns	154, 156		
graphite, Vespel, Teflon for GC	248		
PEEK	158		
FIA procedure, silica	166		
Fibrous cellulose see Cellulose			
File (diamond) for GC	254		
Film thickness of GC capillary columns	199		
Filter-Cel kieselguhr	167		
Filters			
CHROMAFIL® syringe filters	56		
stainless steel, for HPLC eluents	157		
also ask for our catalogue "Filtration"			
Filter plates CHROMABOND® MULTI 96	63		
Fisons GC instruments, accessories			
ferrules	248		
glass injection liners	252		



- Fittings
PEEK for HPLC 158
stainless steel for HPLC 153-155
Valco for capillary GC 250
- FlashMaster™ systems, CHROMABOND® Flash cartridges 50
- Flash chromatography
adsorbents 46
CHROMABOND® Flash Safety System 47
glass columns and accessories 52
solutions for specific instruments 50
- Florisil® magnesium silicate
for column chromatography 167
for SPE 26, 36
- Flowmeters for GC 254
- Fluorescence indicator adsorption procedure, silica 166
- Fluorescent indicators for TLC 196
- Food analysis, HPLC columns 146-148
- Freeze-drying, rubber stoppers 73
- Fused silica adaptors for capillary GC 250
- Fused silica capillaries see Capillary columns
- G**
- Gas flowmeters for GC 254
- Gas purification absorber cartridges 253
- GC accessories see Accessories for GC
- GC columns see Capillary columns for GC
- GC/MS and low bleed columns 206, 207, 209-211, 215
- Gel permeation chromatography, columns 149
- Glass bottles see Vials
- Glass columns CHROMABOND® for SPE 6
- Glass connectors for fused silica capillaries 249
- Glass fibre syringe filters CHROMAFIL® 61
- Glass fibre wadding silanised, very fine fibres 254
- Glass injection liners for GC 252
- Glass plates for TLC 173
- Glass wool, long fibres, DMCS treated 254
- GPC columns 149
- Graphite and graphite/Vespel ferrules 248
- Gravity, high density NUCLEODUR® RP phases 92
- Grob test mixture 244
chromatograms 219, 245
- Guard columns (fused silica) for GC 235
- Guard columns for HPLC
adaptors, holders 154, 155
cartridges are listed with the respective columns
- Guillotine cutter for PEEK and PTFE capillaries 158
- H**
- H₂O-free cartridges for drying gases 253
- Halogenated hydrocarbons
GC capillary column 227
GC chromatograms 227, 247
test mixtures for GC 246
- HC-free activated carbon cartridges for gas purification 253
- Heptafluorobutyric acid anhydride (HFBA) 238
- Herbicide analysis see Pesticide analysis
- Hexamethyldisilazane (HMDS) 242
- HFBA (heptafluorobutyric acid anhydride) 238
- High-throughput screening
with CHROMABOND® Flash 46-51
- High density RP phases for HPLC 92, 110, 116
- High performance capillary columns for GC
see OPTIMA® capillary columns
- High performance plates for TLC see HPTLC
- High purity silica for HPLC see NUCLEODUR®
- High temperature septa for GC 252
- High-throughput SPE 43
- HMDS (hexamethyldisilazane) 242
- Holders for gas purification cartridges 253
- HPLC columns see Analytical columns
and Preparative HPLC, columns
- HPLC column systems 153-156
- HPTLC plates 177-184, 188, 190
- HR-P adsorbent resin for SPE 14
- HR-X, spherical hydrophobic adsorbent resin for SPE 10
- Hydrocarbon analysis
FIA procedure, silica 166
SPE phase CHROMABOND® Na₂SO₄/Florisil® 36
also see BTX, Halogenated hydrocarbons and PAH
- HYDRODEX columns for GC enantiomer separation 232
- Hydrophilic RP phases for HPLC
NUCLEODUR® Pyramid 98
NUCLEOSIL® Nautilus 113
- Hydrosorb see H₂O-free
- Hyflo Super-Cel kieselguhr 167
- I**
- Immobilised phases for GC see OPTIMA® and PERMABOND®
- Impregnated cellulose PEI anion exchange layers for TLC 187
- Impregnated silica layers for TLC
CHIRALPLATE for enantiomer separation 188
Nano-SIL PAH for PAH analysis 190
SIL G-25 Tenside for separation of surfactants 189
- In-line gas purification cartridges 253
- Indicators (fluorescent) for TLC 196
- Induced dipole
OPTIMA® δ columns with autoselectivity 202
- Injection liners (glass) for GC 252
- Inner diameter or capillary columns in GC 199
- Inorganic anions, HPLC columns 132
- Insecticide analysis see Pesticide analysis
- Inserts see Glass injection liners and Micro inserts for vials
- Introduction to GC 198
- Introductory kits for TLC 192
- IONEX resin-based ion exchange layers for TLC 190
- Ion exchangers see Anion exchangers and Cation exchangers
- Ion exchange chromatography
biological macromolecules 139-142
sample preparation by SPE 30
- ISCO® Flash systems, CHROMABOND® Flash cartridges 51
- Isis, NUCLEODUR® RP phase with high steric selectivity 96
- ISO DIS 9377-4 hydrocarbons from water 36
- K**
- Kieselguhr
adsorbents for column chromatography 166
layers for TLC 189
phase for liquid-liquid extraction 54
- Kieselguhr / silica mixed layers for TLC 190
- Knife file for cutting stainless steel capillary tubing 157
- Kromasil® ChromCart® cartridges 129



- L**
- LC accessories
 - for stainless steel columns 153-155, 157
 - from PEEK 158
 - L-CHIRASIL-VAL for GC enantiomer separation 234
 - Leak check for GC 254
 - Length of GC capillary columns 199
 - Lens with scale, 7fold magnification 254
 - LiChrospher® ChromCart® cartridges 128
 - Ligand exchange for enantiomer separation
 - CHIRALPLATE for TLC 188
 - HPLC columns NUCLEOSIL® CHIRAL-1 136
 - Liners (glass) for GC injection 252
 - Lipodex® columns for GC enantiomer separation 230
 - Liquid-liquid extraction, CHROMABOND® XTR 54
 - Low bleed capillary columns for GC 206, 209, 215
 - also see Ultra-low bleed columns
 - Low pressure column chromatography, adsorbents 166
- M**
- Magnesium silicate see Florisil®
 - Magnetic crimp caps for vials 67, 72, 73
 - Magnifying lens with scale, 7fold 254
 - Manual crimpers for crimp caps 74
 - MBDSTFA (N-methyl-N-tert-butyltrimethylsilyl-trifluoroacetamide) 241
 - MBHFBA (N-methyl-bis(heptafluorobutyramide)) 238
 - MBTFA (N-methyl-bis(trifluoroacetamide)) 238
 - Membrane filters CHROMAFIL® 62
 - Method development kits
 - for derivatisation in GC 237
 - for HPLC enantiomer separation on NUCLEODEX columns 133
 - for HPTLC 184
 - for SPE 7
 - Methods for derivatisation in GC
 - acylation 238
 - methylation 239
 - silylation 240-243
 - Methylation
 - method development kit 237
 - reagents and procedures 239
 - N-methyl-bis(heptafluorobutyramide) (MBHFBA) 238
 - N-methyl-bis(trifluoroacetamide) (MBTFA) 238
 - N-methyl-N-tert-butyltrimethylsilyl-trifluoroacetamide (MBDSTFA) 241
 - N-methyl-N-trimethylsilyl-heptafluorobutyramide (MSHFBA) 241
 - N-methyl-N-trimethylsilyl-trifluoroacetamide (MSTFA) 241
 - Micro-sets (introductory kits) for TLC 192
 - Microbore columns for HPLC 156
 - Microcrystalline cellulose AVICEL®, layers for TLC 186
 - Micro inserts for vials 66, 68, 76-78
 - Micro reaction vials 78, 79
 - Mixed layers on glass plates for TLC 190
 - Monosaccharide separation, HPLC columns 146-148
 - MSHFBA (N-methyl-N-trimethylsilyl-heptafluorobutyramide) 241
 - MSTFA (N-methyl-N-trimethylsilyl-trifluoroacetamide) 241
 - MULTI 96, SPE plates in 96-well format 6
 - MV see Cellulose mixed esters
- N**
- Nano-ADAMANT glass plates for HPTLC 178
 - Nano silica layers for HPTLC 177-184, 188, 190
 - Nautilus, hydrophilic NUCLEOSIL® RP phase 113
 - Needles for SPE vacuum manifolds 41
 - Nucleic acid analysis
 - HPLC columns 140
 - also ask for our catalogue "Bioanalysis"
 - NUCLEOCEL for HPLC enantiomer separation 134, 135
 - NUCLEODEX for HPLC enantiomer separation 133
 - NUCLEODUR® high purity silica for HPLC
 - analytical columns, phase summary 88
 - preparative columns 150
 - preparative packings (bulk) 159
 - NUCLEOGEL® columns
 - for anion analysis by HPLC 132
 - for GPC 149
 - for ion exchange HPLC of biological macromolecules 142
 - for RP separation of biological macromolecules 145
 - for sugar analysis by HPLC 147
 - NUCLEOGEN® DEAE for separation of nucleic acids 140
 - NUCLEOSIL® standard silica for HPLC
 - analytical columns, phase summary 108
 - packings (bulk) 160
 - preparative columns 152
 - Nylon 6 see Polyamide
- O**
- O₂-free gas purification cartridges 253
 - Oligosaccharide separation, HPLC columns 147, 148
 - Opening pliers for crimp top vials 74
 - Optical purity see Enantiomer separation
 - OPTIMA® columns for GC
 - summary 201
 - fast GC 224
 - low-bleed phases 206, 209, 215
 - special separations
 - amines 225
 - triglycerides 228
 - thick films 205, 208
 - ultra-low bleed phases 207, 210, 211
 - Organochlorine pesticides, GC chromatogram 247
 - Organophosphorus pesticides, GC chromatogram 204
 - Oxygen absorber O₂-free (formerly Oxisorb®) 253
- P**
- PA see Polyamide
 - Packings for HPLC
 - NUCLEODUR® spherical silica for preparative HPLC 159
 - NUCLEOSIL® spherical silica 160-162
 - POLYGOPREP irregular silica 164, 165
 - POLYGOSIL® irregular silica 162, 163
 - Packings for low pressure column chromatography 166, 167
 - PAH analysis
 - GC test mixtures 246
 - HPLC columns 131
 - HPLC standard according to EPA 131
 - SPE phases 34, 35
 - TLC plates 190
 - Particle size in HPLC 90



PCB analysis		
GC chromatograms	214	
GC low bleed columns	207, 210, 211	
SPE phases	36–38	
PE see Polyethylene		
PEEK fittings and capillary tubing for HPLC	158	
PEI anion exchangers		
HPLC columns NUCLEOGEL® SAX, polymer-based	142	
HPLC columns NUCLEOSIL® PEI, silica-based	139	
TLC layers, impregnated cellulose	187	
Pentafluorobenzoyl chloride (PFBC)	238	
Peptide analysis, HPLC columns	139, 142–144	
PERMABOND® capillary columns for GC	221, 222	
diethylene glycol analysis	229	
enantiomer separation (L-CHIRASIL-VAL)	234	
petrochemical analyses	226	
silane analysis	229	
volatile halogenated hydrocarbons	227	
Pesticide analysis		
GC chromatograms	204, 212, 214, 247	
GC low bleed columns	207, 210, 211	
GC test mixture	246	
SPE phases	10–14	
TLC chromatogram	184	
PES syringe filters CHROMAFIL®	60	
PET see Polyester		
Petrochemical analyses, GC capillary column	226	
PFBC (pentafluorobenzoyl chloride)	238	
Phase separation, CHROMABOND® PTS, PTL	53	
Phenol analysis		
GC chromatogram	203	
SPE phases	10–14	
Plasmid analysis		
HPLC columns	141	
also ask for our catalogue “Bioanalysis”		
Plastic stoppers for vials without crimp top	75	
PMD technique in TLC	171	
Pneumatic crimpers for crimp top vials	74	
Point-of-use gas purification cartridges	253	
Polarity mixture for GC capillary columns	244	
Polyamide		
adsorbents for column chromatography	167	
adsorbents for TLC	196	
layers for TLC	188	
SPE phase CHROMABOND® PA	26	
syringe filters CHROMAFIL®	60	
Polychlorinated biphenyls see PCB		
Polycyclic aromatic hydrocarbons see PAH		
Polyester sheets POLYGRAM® for TLC	173	
Polyester syringe filters CHROMAFIL®	57	
Polyether ether ketone see PEEK		
Polyethersulfone syringe filters CHROMAFIL®	60	
Polyethylene		
caps for vials	67, 73, 75	
filter plates CHROMABOND® MULTI 96	63	
Polyethyleneimine see PEI		
POLYGOPREP irregular silica for preparative HPLC	164	
POLYGOSIL® irregular silica for HPLC	162	
POLYGRAM® polyester sheets for TLC	173	
Polymerically modified silica RP phases		
for HPLC	96, 110, 113, 144	
Polymer phases for HPLC see NUCLEOGEL® columns		
Polymer phases for SPE	10–14, 30	
Polypropylene columns and cartridges for SPE	6	
Polytetrafluoroethylene see PTFE		
Polyvinylidene difluoride syringe filters CHROMAFIL®	61	
Post-chromatographic detection methods in TLC	172	
visualisation reagents	194	
Precolumns (fused silica) for GC	235	
Preparative HPLC		
bulk packings NUCLEODUR®	159	
bulk packings POLYGOPREP	164	
columns for special separations		
ion exchange chromatography		
of nucleic acids	141	
of proteins and peptides	139	
RP chromatography of biological macromolecules	144	
columns VarioPrep		
with NUCLEODUR® and NUCLEOSIL®	150–152	
column hardware	153	
Principles of GC	198	
Principles of SPE	2	
Principles of TLC	170	
Programmed Multiple Development in TLC	171	
Protect, hydrophilic NUCLEOSIL® RP phase for HPLC	115	
Protein analysis by HPLC	139, 142–144	
Protein phase RESOLVOSIL		
for HPLC enantiomer separation	138	
PSA		
CHROMABOND® Diamino phase for SPE (QuEChERS)	39	
propylsulphonic acid cation exchanger for SPE	27	
PTFE		
coated septa for GC	252	
filter plates CHROMABOND® MULTI 96	63	
sealing disks for vial caps	65, 67, 69, 73, 77–79	
shrinking tube for GC capillaries	249	
syringe filters CHROMAFIL®	58	
Purification of gases, cartridges for removal		
of oxygen, water and hydrocarbons	253	
PVDF syringe filters CHROMAFIL®	61	
Pyramid, hydrophilic NUCLEODUR® RP phase for HPLC	98	
Q		
Quality management	5, 107	
Quartz wool, very fine fibres	254	
QuEChERS method, SPE phase CHROMABOND®		
Diamino and QuEChERS mixes	39	
R		
RC see Regenerated cellulose		
Reaction vials	78, 79	
Ready-to-use layers for TLC	174	
Reagents for		
derivatisation in GC	237–243	
post-chromatographic detection in TLC	194	
TLC micro-sets	192, 193	
Regenerated cellulose		
filter plates CHROMABOND® MULTI 96	63	
syringe filters CHROMAFIL®	58	
Removal of glass wool from tubes, tool	254	
Replacement parts		
for stainless steel HPLC columns	153–155	
for TLC micro-sets	192–194	
Resolution in HPLC	90	
RESOLVOSIL for HPLC enantiomer separation	138	
Retention factor in TLC, definition	171	
Retention gaps (fused silica) for GC	236	



Retention in GC, basic terms and definitions	198	Silicone rubber sealing disks for vial caps	65, 67, 73, 77
Reversed phase chromatography		Silicone septa for GC	252
analytical HPLC columns with NUCLEODUR® phases	88	Silylation	
analytical HPLC columns with NUCLEOSIL® phases	108	method development kit	237
HPLC columns for special separations	130	reagents and procedures	240-243
layers for TLC and HPTLC	180-184	Size exclusion chromatography	114
preparative columns with NUCLEODUR® phases	150, 151	Slotted sealing disks	65, 77
preparative columns with NUCLEOSIL® phases	152	assembled in crimp caps	67
SPE phases CHROMABOND®	8	assembled in screw caps	77, 78
test mixture for HPLC columns	107	assembled in snap ring caps	68
RP see Reversed phase		Small absorbers for in-line gas purification	253
Rubber sealing disks for vial caps	65, 67, 69, 73, 77-79	Snap-on caps for vials, polyethylene	75
Rubber stoppers for vials	69, 73	Snap ring vials and caps	68
S		Soap film flowmeters for GC	254
Sample clarification, syringe filters CHROMAFIL®	56	Solid phase extraction	
Sample injection in GC	198	high-throughput devices	43
Sample preparation		phase summary	8
derivatisation reagents and procedures	237	principles	2
solid phase extraction (SPE)	8	vacuum manifolds and accessories	40
syringe filters CHROMAFIL®	56	Solvents, GC chromatograms	206, 215
Sample vials	64-84	SPE see Solid phase extraction	
Saturation of the vapour atmosphere in a TLC developing chamber	171	Spherical polymer phase for SPE	10
SAX anion exchangers		Sphinx, bifunctional NUCLEODUR® RP phase	100
CHROMABOND® SB phase for SPE	29	Spray reagents for TLC	194
NUCLEOGEL® SAX columns for HPLC	142	Stainless steel capillary tubing and accessories for HPLC	157
NUCLEOSIL® SB columns for HPLC	127	Standard septa for GC	252
NUCLEOSIL® SB packings for HPLC	162	Standard silica for HPLC see NUCLEOSIL®	
Screw caps for vials	76-79	Standard Super-Cel kieselguhr	167
SCX cation exchangers		Stationary phases, summaries	
CHROMABOND® SA phase for SPE	28	for GC: OPTIMA®	201
NUCLEOGEL® SCX columns for HPLC	142	for GC: special separations	223
NUCLEOSIL® SA columns for HPLC	126	for HPLC: NUCLEODUR®	88
NUCLEOSIL® SA packings for HPLC	161	for HPLC: NUCLEOSIL®	108
Sealing disks for vial caps	65, 67, 69, 73, 77-79	for HPLC: special separations	130
Separation efficiency in HPLC	90	for SPE	8
Septa for GC, septum remover	252	for TLC	174
Serum bottles see Vials		Steel crimp caps for vials	73
Shrinking tube (PTFE) for GC capillaries	249	Steric selectivity in HPLC	96, 110
Silane analysis, PERMABOND® columns for GC	229	Sterile cellulose acetate filters CHROMAFIL®	59
Silanised glass fibre wadding, very fine fibres	254	Sterilizer, polyethersulfone syringe filter	
Silanised sample vials	77	for sterile filtration	60
Silanised silica, layers for TLC	181	Steroids	
Silarylene phases for GC	210, 211	HPLC separation	103
Silica		TLC separation	175, 182
for column chromatography, adsorbents	166	Stoppers for vials	73
for HPLC		Sub-2 µm particles for HPLC	90
analytical columns with NUCLEODUR®	88	Sugar analysis, HPLC columns	146-148
analytical columns with NUCLEOSIL®	108	Superspher® ChromCart® cartridges	128
NUCLEODUR® bulk packings	159	Supports for TLC layers	173
NUCLEOSIL® bulk packings	160	Syringe filters CHROMAFIL®	62
POLYGOPREP bulk packings	164	Systems for point-of-use gas purification	253
POLYGOSIL® bulk packings	162	T	
preparative columns with NUCLEODUR® and NUCLEOSIL®	150	Tees for Valco fused silica adaptors for GC	251
for SPE, phase summary	8	Teflon	
for TLC		ferrules for GC	248
adsorbents	195	also see PTFE	
layers	174	Teledyne ISCO® Flash systems	
Silica / cellulose mixed layers for TLC	190	CHROMABOND® cartridges	51
Silica / ion exchange resin layers for TLC	190	Test mixtures	
Silica / kieselguhr mixed layers for TLC	190	for GC capillary columns	244
		for GC chiral columns	234
		for GC environmental analyses	246



for HPLC RP columns	107
for TLC micro-sets	192, 193
Tetracycline enrichment, SPE phase	33
TFAA (trifluoroacetic acid anhydride)	238
Thin layer chromatography see TLC	
Threaded vials and screw caps	76, 79
TLC adsorbents	195, 196
TLC introductory kits · TLC micro-sets	192
TLC layers, summary	174
TLC wine set	193
TMCS (trimethylchlorosilane)	242
TMSH (trimethylsulphonium hydroxide)	239
Tools	
crimpers for vials	74
diamond file for GC	254
glass wool extractor for GC	254
magnifying lens	254
septum remover for GC	252
Tributyl-pentyl-tin	
Optima 5 MS	209
Trifluoroacetic acid anhydride (TFAA)	238
Triglyceride analysis, OPTIMA® GC columns	228
Trimethylchlorosilane (TMCS)	242
N,O-bis-Trimethylsilyl-acetamide (BSA)	240
N-Trimethylsilyl-imidazole (TSIM)	242
N,O-bis-Trimethylsilyl-trifluoroacetamide (BSTFA)	240
Trimethylsulphonium hydroxide (TMSH)	239
TSIM (N-trimethylsilyl-imidazole)	242
U	
Ultra-fast HPLC	90
Ultra-low bleed capillary columns for GC	207, 210, 211
Unions	
for capillary GC	249-251
for HPLC	157, 158
Untreated fused silica capillaries	235
USP specification	
of GC phases	256
of HPLC phases	255
UV absorption in TLC	172
UV indicators for TLC	196
V	
Vacuum manifolds for SPE	40, 45
Valco fused silica adaptors and fittings for capillary GC	250
Valco type columns for HPLC	156
VarioPrep columns for preparative HPLC	153
Vespel and Vespel/graphite ferrules for GC	248
Vials	
autosampler compatibility	80
containers	84
crimp top vials and caps	65
threaded vials and screw caps	76
Visualisation of substances in TLC	172
Visualisation reagents for TLC	194
Volatile hydrocarbons	
GC capillary columns	215, 227

W	
Water analysis	
SPE of aromatics, pesticides and phenols	10-14
SPE of hydrocarbons and AOX	34, 36
SPE of PAH	34, 35
Water removal	
from gases, H ₂ O-free cartridges	253
from organic samples, CHROMAFIX® Dry cartridges	31
WCX, CHROMABOND® PCA phase for SPE	27
96-well format for SPE and filtration	6
Wine analysis	
determination of diethylene glycol by GC	229
TLC wine set	193



531011	194	70206.36	70	70238	72	70275	75	702928	73
701110.110	238	70207	70	70239	67	70276	73	702928.9	73
701110.201	238	70208.36	71	70240	73	70277	73	702929	73
701110.510	238	70209.1	71, 84	702401	67	702773	72	702931	73
701120.101	238	70210.36	71	70241	67	702774	73	702931.1	73
701130.110	238	70212	65	70242	73	70278	73	702962	78
701130.510	238	70212.1	65	70243	77	70279	73	702963	79
701210.110	240	70213	76	702431	77	70280	84	702966	79
701210.150	240	70213.2	76	702437	77	702800	65	702967	69
701210.510	240	70214	66	70244.1	77	702801	67	702967	79
701220.110	240	702141	66	70245	77	702802	69	702968	66, 76
701220.201	240	70214 CG	66	70246	65, 77	702803	69	702968.1	66, 76
701220.510	240	70215.36	70	70247	65, 77	702804	72	702972	78
701260.110	241	70216.36	70	70248	65, 77	702805	72	702973	78
701260.1100	241	70217.36	70	702481	65, 77	702806	72	702974	78
701260.201	241	70218	70	70249	77	702807	75	702974.1	66, 76
701260.510	241	70219	70	70250	77	702809	66	702995	67
701260.6100	241	70220	70	70251	65	702813	66, 77	702D20TB	73
701270.110	241	702210	78	702514	84	702815	72	702N20 GT	73
701270.1100	241	702220	78	702515	84	702817	72	702V 001	84
701270.12100	241	702230	79	702516	84	702818	66, 68, 77	702V 001 UP	84
701270.201	241	702240	79	70252.1	65	70282	65	702V 005 UP	84
701270.510	241	702250	66	70253	69	702820	69	702V leer 01	84
701270.6100	241	70226	70	70254	70	702823	67	706120	157
701270.650	241	702261	70	70255	69	702824	66, 76	706121	157
701410.110	238	702263	70	70256	67	70283	65	706290	157
701410.201	238	702266	77	70257	69	702834	72	711001.1000	165
701410.510	238	702270	78	70258	69	702835	72	711001.5000	165
701420.101	238	702280	79	70260	69, 79	702836	72	711002.1000	165
701420.201	238	702282	77	70261	65, 77	702837	72	711002.5000	165
701430.110	239	702283	77	70262	67	702838	72	711003.1000	165
701430.201	239	702284	77	70263	67	70284	67	711003.5000	165
701440.101	241	702285	78	70264	67	702842	67	711004.100	165
701440.201	241	702285.1	78	70265	67	702843	67	711004.1000	165
701490.1100	240	702286	78	70266	73	702844	76	711005.100	165
701490.150	240	702287	78	70267	73	702845	76	711005.1000	165
701490.201	240	702287.1	78	70268	67	70286	65	711006.100	165
701520.101	239	702288	78	70269	73	702860	76	711006.1000	165
701520.110	239	702288.1	78	70270	78	702879	67	711007.100	164
701520.201	239	702290	78	702708	68	70288	67	711007.1000	164
701520.510	239	702300	79	70271	75	702885	66	711008.100	164
701950	237	70231	67	702710	68	702888	66	711008.1000	164
701951	237	70231.1	67	702711	68	70289	65	711009.100	164
701952	237	70231.2	67	702712	68	702891	66	711009.1000	164
701953	237	70231.3	67	702713	68	702892	66	711010.10	163
70201	66	70232	69	702714	68	702893	76	711010.100	163
70201 CG	66	70233	72	702715	68	702903	67	711011.100	164
70201 HP	66	70234	72	702716	68	702904	73	711011.1000	164
70202.1	75	70234.8	72	702717	68	702917	70	711012.100	165
70203	69	70234.9	72	702718	68	702918	70	711012.1000	165
70204.36	70	70235	72	70272	75	702924	70	711013.100	165
70205.36	70	70236	72	70273	75	702926	79	711013.1000	165
70206	70	70237	72	70274	75	702927	72	711014.100	165



Index of catalogue numbers

Appendices

711014.1000	165	711280.10	163	711580.100	163	712110.10	160	712410.100	162
711015.100	165	711280.100	163	711590.100	164	712110.100	160	712420.10	162
711015.1000	165	711300.10	163	711590.1000	164	712120.10	160	712420.100	162
711016.100	165	711300.100	163	711600.10	163	712120.100	160	712430.10	162
711016.1000	165	711310.10	163	711600.100	163	712130.10	160	712430.100	162
711017.100	165	711310.100	163	711610.100	165	712130.100	160	712440.10	162
711017.1000	165	711320.10	163	711610.1000	165	712140.10	160	712440.100	162
711018.100	164	711320.100	163	711620.100	165	712140.100	160	712450.10	162
711018.1000	164	711330.10	163	711620.1000	165	712150.10	160	712450.100	162
711019.100	164	711330.100	163	711630.100	165	712150.100	160	712460.10	160
711019.1000	164	711340.10	163	711630.1000	165	712160.10	161	712460.100	160
711020.10	163	711340.100	163	711680.10	163	712160.100	161	712470.10	160
711020.100	163	711350.10	163	711680.100	163	712170.10	161	712470.100	160
711021.100	164	711350.100	163	711690.100	164	712170.100	161	712480.10	160
711021.1000	164	711360.10	163	711690.1000	164	712180.10	161	712480.100	160
711022.100	164	711360.100	163	711700.100	164	712180.100	161	712490.10	160
711022.1000	164	711370.10	163	711700.1000	164	712190.10	161	712490.100	160
711023.100	164	711370.100	163	711710.10	163	712190.100	161	712500.10	160
711023.1000	164	711380.10	163	711710.100	163	712200.10	161	712500.100	160
711024.100	164	711380.100	163	711720.100	164	712200.100	161	712510.10	161
711024.1000	164	711390.10	163	711720.1000	164	712210.10	161	712510.100	161
711025.100	164	711390.100	163	711730.100	164	712210.100	161	712520.10	160
711025.1000	164	711400.10	163	711730.1000	164	712220.10	161	712520.100	160
711026.100	164	711400.100	163	711890.10	163	712220.100	161	712530.10	160
711026.1000	164	711410.10	163	711890.100	163	712230.10	161	712530.100	160
711027.100	164	711410.100	163	711991.10	163	712230.100	161	712540.10	160
711027.1000	164	711420.10	163	711991.100	163	712240.10	161	712540.100	160
711028.100	164	711420.100	163	711992.10	163	712240.100	161	712550.10	160
711028.1000	164	711430.10	163	711992.100	163	712250.10	161	712550.100	160
711029.100	164	711430.100	163	712000.10	162	712250.100	161	712560.10	161
711029.1000	164	711470.100	164	712000.100	162	712260.10	162	712560.100	161
711031.100	164	711470.1000	164	712010.10	162	712260.100	162	712570.10	160
711031.1000	164	711480.100	164	712010.100	162	712270.10	162	712570.100	160
711032.100	164	711480.1000	164	712020.10	162	712270.100	162	712580.10	160
711032.1000	164	711490.100	164	712020.100	162	712290.10	161	712580.100	160
711033.1000	165	711490.1000	164	712030.10	162	712290.100	161	712590.10	160
711033.5000	165	711500.100	164	712030.100	162	712310.10	161	712590.100	160
711034.1000	165	711500.1000	164	712031.10	160	712310.100	161	712600.10	161
711034.5000	165	711510.10	163	712031.100	160	712311.10	161	712600.100	161
711035.100	165	711510.100	163	712032.10	160	712311.100	161	712610.10	161
711035.1000	165	711520.10	163	712032.100	160	712340.10	161	712610.100	161
711036.100	165	711520.100	163	712040.10	162	712340.100	161	712620.10	161
711036.1000	165	711530.10	163	712040.100	162	712350.10	161	712620.100	161
711037.1000	165	711530.100	163	712050.10	162	712350.100	161	712630.10	161
711037.5000	165	711540.1000	165	712050.100	162	712360.10	162	712630.100	161
711240.1000	165	711540.5000	165	712060.10	162	712360.100	162	712640.10	161
711240.5000	165	711550.1000	165	712060.100	162	712370.10	160	712640.100	161
711250.1000	165	711550.5000	165	712080.10	161	712370.100	160	712650.10	160
711250.5000	165	711560.10	163	712080.100	161	712390.10	162	712650.100	160
711260.1000	165	711560.100	163	712100.10	160	712390.100	162	712660.10	160
711260.5000	165	711570.10	163	712100.100	160	712400.10	162	712660.100	160
711270.1000	165	711570.100	163	712101.10	160	712400.100	162	712670.10	161
711270.5000	165	711580.10	163	712101.100	160	712410.10	162	712670.100	161



712680.10	162	713551.1	159	715345.100	152	717046.10	118	717743.10	99
712680.100	162	713600.0100	159	715345.210	152	717047.10	119	717744.10	99
712690.10	162	713600.1	159	715630.100	152	717048.10	114	717760.10	97
712690.100	162	713601.0100	159	715630.160	152	717049.10	118	717761.10	97
712700.10	162	713601.1	159	715630.210	152	717055.10	119	717762.10	97
712700.100	162	713610.0100	159	715630.80	152	717056.10	114	717770.10	97
712710.10	162	713610.1	159	715711.100	152	717057.10	118	717771.10	97
712710.100	162	713611.0100	159	715806.100	152	717058.10	119	717772.10	97
712720.10	162	713611.1	159	715806.210	152	717059.10	114	718002	52
712720.100	162	713615.0100	159	715851.210	152	717065.10	113	718505	157
712730.10	162	713615.1	159	717001.10	113	717066.10	113	718516	157
712730.100	162	713618.0100	159	717002.10	111	717067.10	113	718517	157
712740.10	161	713618.1	159	717003.10	110	717068.10	113	718582	154
712740.100	161	713620.0100	159	717004.10	112	717110.10	113	718583	154
712750.10	161	713620.1	159	717005.10	111	717111.10	113	718584	154
712750.100	161	713621.0100	159	717006.10	113	717112.10	113	718588	157
712760.10	160	713621.1	159	717007.10	115	717113.10	113	718589	157
712760.100	160	713630.0100	159	717008.10	116	717115.10	118	718634	157
712770.10	161	713630.1	159	717009.10	116	717116.10	118	718635	157
712770.100	161	713631.0100	159	717010.10	111	717117.10	118	718637	157
712780.10	161	713631.1	159	717011.10	110	717118.10	118	718670	157
712780.100	161	715205.100	152	717012.10	112	717120.10	115	718671	157
712790.10	160	715205.210	152	717013.10	111	717121.10	115	718672	157
712790.100	160	715230.100	139	717014.10	113	717122.10	115	718673	157
712820.10	161	715231.100	139	717015.10	113	717123.10	115	718674	157
712820.100	161	715265.100	152	717016.10	115	717680.10	101	718676	157
712830.10	160	715265.210	152	717017.10	116	717681.10	101	718677	157
712830.100	160	715275.100	152	717018.10	116	717682.10	101	718678	157
712840.10	161	715275.160	152	717019.10	111	717683.10	101	718731	157
712840.100	161	715275.210	152	717020.10	110	717684.10	101	718732	157
712850.10	162	715275.80	152	717021.10	112	717700.10	106	718733	157
712850.100	162	715290.80	152	717022.10	111	717701.10	106	718734	157
712860.10	162	715292.80	152	717023.10	113	717702.10	106	718735	157
712860.100	162	715293.100	152	717024.10	113	717703.10	106	718736	157
712870.10	162	715293.210	152	717025.10	115	717705.10	95	718737	157
712870.100	162	715293.80	152	717026.10	116	717706.10	95	718738	157
712919.10	161	715316.100	144	717027.10	116	717707.10	95	718750	157
712919.100	161	715318.100	144	717028.10	111	717708.10	95	718751	157
712923.10	161	715325.100	144	717029.10	110	717710.10	106	718752	157
712923.100	161	715326.100	144	717030.10	112	717711.10	106	718753	157
712924.10	161	715330.160	152	717031.10	111	717712.10	106	718755	158
712924.100	161	715330.80	152	717032.10	113	717713.10	106	718760	158
712925.10	161	715331.100	152	717033.10	113	717714.10	95	718761	158
712925.100	161	715331.160	152	717034.10	115	717715.10	95	718762	158
712926.10	160	715331.210	152	717035.10	116	717716.10	95	718763	158
712926.100	160	715331.80	152	717036.10	116	717717.10	95	718765	158
712927.10	161	715332.100	152	717037.10	112	717722.10	99	718766	158
712927.100	161	715332.160	152	717038.10	112	717723.10	99	718767	158
712952.10	160	715332.210	152	717039.10	112	717724.10	99	718768	158
712952.100	160	715332.400	152	717040.10	112	717725.10	99	718769	158
713550.0100	159	715332.80	152	717043.10	118	717740.10	99	718770	158
713550.1	159	715340.100	152	717044.10	119	717741.10	99	718771	158
713551.0100	159	715340.210	152	717045.10	114	717742.10	99	718772	158



Index of catalogue numbers

Appendices

718775	158	719485	156	720023.40	111	720071.30	117	720170.40	115
718790	157	719486	156	720023.46	111	720071.40	117	720170.46	115
718837	153	719487	156	720024.40	121	720071.46	117	720174.46	115
718842	153	719488	156	720024.46	121	720074.40	114	720175.20	115
718848	153	719489	156	720028.40	126	720074.46	114	720175.30	115
718852	153	719490	156	720028.46	126	720077.40	114	720175.40	115
718853	153	719501	148	720029.40	127	720077.46	114	720175.46	115
718854	153	719510	145	720029.46	127	720081.40	136	720191.20	112
718861	153	719520	145	720040.20	111	720085.40	114	720191.30	112
718862	153	719530	148	720040.30	111	720085.46	114	720191.40	112
718870	153	719531	148	720040.40	111	720088.40	137	720191.46	112
718931	153	719532	148	720040.46	111	720089.40	119	720192.20	112
718987	154	719533	132	720041.20	112	720089.46	119	720192.30	112
718988	154	719534	148	720041.30	112	720090.40	121	720192.40	112
718992	154	719535	148	720041.40	112	720090.46	121	720192.46	112
718998	154	719536	148	720041.46	112	720092.40	116	720193.46	112
719402	149	719537	148	720042.40	112	720092.46	116	720194.46	118
719403	149	719540	142	720042.46	112	720093.40	122	720195.20	118
719404	149	719542	145	720043.40	112	720093.46	122	720195.30	118
719405	149	719543	132	720043.46	112	720094.40	132	720195.40	118
719406	149	719570	147	720045.40	143	720095.30RP	124	720195.46	118
719407	149	719571	147	720046.40	138	720095.40	124	720196.20	118
719408	149	719574	147	720050.20	117	720095.46	124	720196.30	118
719409	149	719575	147	720050.30	117	720096.40	119	720196.40	118
719410	149	719600	142	720050.40	117	720096.46	119	720196.46	118
719411	149	720001.30	116	720050.46	117	720097.40	126	720205.40	121
719412	149	720001.40	116	720051.20	112	720097.46	126	720205.46	121
719413	149	720001.46	116	720051.30	112	720098.40	110	720214.46	117
719414	149	720002.20	111	720051.40	112	720098.46	110	720230.40	143
719415	149	720002.30	111	720051.46	112	720099.30	122	720231.40	143
719416	149	720002.40	111	720052.20	117	720099.40	122	720232.40	143
719417	149	720002.46	111	720052.30	117	720099.46	122	720244.40	143
719418	149	720013.30	116	720052.40	117	720117.20	131	720245.40	143
719454	145	720013.40	116	720052.46	117	720117.30	131	720250.40	144
719455	145	720013.46	116	720055.20	111	720117.40	131	720251.40	144
719456	145	720014.20	111	720055.30	111	720117.46	131	720252.40	144
719457	145	720014.30	111	720055.40	111	720120.46	111	720256.40	144
719459	145	720014.40	111	720055.46	111	720121.30RP	124	720257.40	144
719460	145	720014.46	111	720057.40	121	720124.40	133	720258.40	144
719461	145	720015.40	122	720057.46	121	720125.40	133	720275.40	124
719462	145	720015.46	122	720058.40	124	720127.40	133	720275.46	124
719463	145	720016.40	122	720058.46	124	720133.20	110	720280.20	112
719464	145	720016.46	122	720059.40	119	720133.30	110	720280.30	112
719465	145	720017.40	117	720059.46	119	720133.40	110	720280.40	112
719469	142	720017.46	117	720060.40	119	720133.46	110	720280.46	112
719470	142	720018.40	111	720060.46	119	720143.40	123	720294.46	112
719471	142	720018.46	111	720062.40	117	720143.46	123	720296.20	112
719472	142	720019.40	120	720062.46	117	720150.20	110	720296.30	112
719475	142	720019.46	120	720065.40	114	720150.30	110	720296.40	112
719476	142	720021.40	123	720065.46	114	720150.40	110	720296.46	112
719477	142	720021.46	123	720070.40	123	720150.46	110	720305.46	113
719478	142	720022.40	117	720070.46	123	720170.20	115	720350.40	137
719483	149	720022.46	117	720071.20	117	720170.30	115	720401.40	139



720402.40	139	720703.46	117	721130.20	113	721494.40	112	721612.30	118
720403.40	139	720713.20	114	721130.30	113	721495.46	112	721612.40	118
720430.20	113	720713.30	114	721130.40	113	721497.20	118	721613.30	115
720430.30	113	720730.46	112	721130.46	113	721497.30	118	721613.40	115
720430.40	113	720735.46	117	721131.20	113	721497.40	118	721620.20	122
720430.46	113	720740.46	111	721131.30	113	721497.46	118	721620.30	122
720431.20	113	720752.40	133	721131.40	113	721498.20	118	721620.40	122
720431.30	113	720756.40	131	721131.46	113	721498.30	118	721620.46	122
720431.40	113	720905.40	146	721132.46	113	721498.40	118	721621.20	116
720431.46	113	720923.30	131	721140.30	113	721498.46	118	721621.30	116
720432.46	113	720923.40	131	721140.40	113	721500.30	118	721621.40	116
720444.46	135	720935.20	113	721150.20	115	721500.40	118	721621.46	116
720445.46	135	720935.30	113	721150.30	115	721501.46	118	721622.20	111
720446.46	135	720935.40	113	721150.40	115	721516.46	122	721622.30	111
720449.46	135	720935.46	113	721150.46	115	721521.46	117	721622.40	111
720450.46	135	720936.20	113	721151.20	115	721523.46	127	721622.46	111
720451.46	135	720936.30	113	721151.30	115	721525.46	126	721623.20	113
720470.20	113	720936.40	113	721151.40	115	721533.30	120	721623.30	113
720470.30	113	720936.46	113	721151.46	115	721533.40	120	721623.40	113
720470.40	113	720949.46	110	721153.46	115	721535.30	120	721623.46	113
720470.46	113	720956.30	120	721154.30	115	721535.40	120	721624.20	121
720471.46	113	720956.40	120	721154.40	115	721537.30	120	721624.30	121
720472.20	113	720956.46	120	721342.30	126	721537.40	120	721624.40	121
720472.30	113	720990.46	116	721342.40	126	721594.40	144	721624.46	121
720472.40	113	720993.40	121	721342.46	126	721595.40	146	721625.20	124
720472.46	113	720993.46	121	721359	154	721599.30	131	721625.30	124
720526.20	118	720994.40	125	721452.40	132	721599.40	131	721625.30RP	124
720526.30	118	720994.46	125	721455.40	136	721600.30	122	721625.40	124
720526.40	118	720996.40	127	721458.40	137	721600.40	122	721625.46	124
720526.46	118	720996.46	127	721460.40	133	721601.30	116	721626.20	111
720527.46	118	721000.40	134	721462.40	133	721601.40	116	721626.30	111
720528.20	118	721001.40	134	721464.40	133	721602.30	111	721626.40	111
720528.30	118	721002.40	135	721466.40	133	721602.40	111	721626.46	111
720528.40	118	721003.40	135	721471.30	123	721603.30	113	721627.20	119
720528.46	118	721007.40	135	721471.40	123	721603.40	113	721627.30	119
720540.20	115	721008.40	135	721478.30	123	721604.30	121	721627.40	119
720540.30	115	721069.40	119	721478.40	123	721604.40	121	721627.46	119
720540.40	115	721091.40	139	721480.30	123	721605.30	124	721628.20	114
720540.46	115	721098.30	117	721480.40	123	721605.30RP	124	721628.30	114
720541.46	115	721098.40	117	721486.30	126	721605.40	124	721628.40	114
720542.20	115	721101.30	117	721486.40	126	721605.40RP	124	721628.46	114
720542.30	115	721101.40	117	721486.46	126	721606.30	111	721629.20	112
720542.40	115	721103.30	117	721487.30	126	721606.40	111	721629.30	112
720542.46	115	721103.40	117	721487.40	126	721607.30	119	721629.40	112
720644.46	134	721113.40	143	721491.20	112	721607.40	119	721629.46	112
720645.46	134	721120.30	124	721491.30	112	721608.30	114	721640.46	122
720654.46	134	721120.40	124	721491.40	112	721608.40	114	721641.46	116
720655.46	134	721120.46	124	721491.46	112	721609.30	111	721642.46	111
720695.20	120	721121.30	124	721492.20	112	721609.40	111	721643.46	113
720695.30	120	721121.40	124	721492.30	112	721609.46	111	721644.46	121
720703.20	117	721121.46	124	721492.40	112	721610.40	125	721645.46	124
720703.30	117	721122.30	124	721492.46	112	721611.30	113	721645.46RP	124
720703.40	117	721122.40	124	721494.30	112	721611.40	113	721646.46	111



Index of catalogue numbers

Appendices

721647.46	119	721669.20	118	721786.46	117	721854.46	112	721890.30	119
721648.46	114	721669.30	118	721787.30	117	721860.30	120	721890.40	119
721651.20	113	721669.40	118	721787.40	117	721860.40	120	721891.30	119
721651.30	113	721669.46	118	721795.20	116	721860.46	120	721891.40	119
721651.40	113	721672.20	115	721795.30	116	721861.30	120	721892.20	117
721651.46	113	721672.30	115	721795.40	116	721861.40	120	721892.30	117
721652.20	113	721672.40	115	721795.46	116	721861.46	120	721892.40	117
721652.30	113	721672.46	115	721796.20	116	721862.30	120	721892.46	117
721652.40	113	721673.20	115	721796.30	116	721862.40	120	721917.40	121
721652.46	113	721673.30	115	721796.40	116	721863.30	121	721920	133
721658.20	118	721673.40	115	721796.46	116	721863.40	121	722319	234
721658.30	118	721673.46	115	721797.46	116	721864.30	121	722321	234
721658.40	118	721681.30	111	721801.20	117	721864.40	121	722322	234
721658.46	118	721681.40	111	721801.30	117	721865.20	110	722323	234
721659.46	112	721683.30	126	721801.40	117	721865.30	110	722324	234
721660.20	122	721683.40	126	721801.46	117	721865.40	110	722393	131
721660.30	122	721687.40	144	721805.30	116	721865.46	110	723052.25	221
721660.40	122	721688.30	127	721805.40	116	721866.30	110	723052.50	221
721660.46	122	721688.40	127	721806.46	110	721866.40	110	723054.25	221
721661.20	116	721688.46	127	721820	155	721870.20	122	723060.10	222
721661.30	116	721689.30	111	721823	155	721870.30	122	723060.25	222
721661.40	116	721689.40	111	721826.20	110	721870.40	122	723060.30	222
721661.46	116	721689.46	111	721826.30	110	721870.46	122	723060.50	222
721662.20	111	721690	155	721826.40	110	721871.20	122	723060.60	222
721662.30	111	721691	155	721826.46	110	721871.30	122	723063.25	229
721662.40	111	721692	155	721827.46	110	721871.40	122	723064.10	222, 224
721662.46	111	721693	155	721828.20	110	721871.46	122	723101.10	235
721663.20	113	721694	155	721828.30	110	721872.30	122	723101.25	235
721663.30	113	721695	155	721828.40	110	721872.40	122	723105.10	235
721663.40	113	721702.40	138	721828.46	110	721873.40	119	723105.25	235
721663.46	113	721703.46	113	721829.30	110	721874.40	119	723106.10	235
721664.20	121	721704.46	118	721829.40	110	721878.30	111	723106.25	235
721664.30	121	721705.46	115	721831.20	116	721878.40	111	723108.10	235
721664.40	121	721706.30	126	721831.30	116	721879.30	127	723108.25	235
721664.46	121	721706.40	126	721831.40	116	721879.40	127	723116.10	222
721665.20	124	721707.30	121	721831.46	116	721881.30	126	723116.25	222
721665.30	124	721707.40	121	721832.46	116	721881.40	126	723116.30	222
721665.30RP	124	721712.20	112	721833.20	116	721882.30	127	723116.50	222
721665.40	124	721712.30	112	721833.30	116	721882.40	127	723116.60	222
721665.40RP	124	721712.40	112	721833.40	116	721883.20	110	723148.10	235
721665.46	124	721712.46	112	721833.46	116	721883.30	110	723148.25	235
721666.20	111	721722.46	117	721834.30	116	721883.40	110	723151.10	235
721666.30	111	721782.20	117	721834.40	116	721883.46	110	723151.25	235
721666.40	111	721782.30	117	721850.20	112	721884.30	127	723180.10	222, 224
721666.46	111	721782.40	117	721850.30	112	721884.40	127	723180.20	222, 224
721667.20	119	721782.46	117	721850.40	112	721884.46	127	723181.10	222, 224
721667.30	119	721783.30	112	721850.46	112	721885.30	127	723296.10	222
721667.40	119	721783.40	112	721852.20	112	721885.40	127	723296.25	222
721667.46	119	721785.30	117	721852.30	112	721886.30	127	723296.30	222
721668.20	114	721785.40	117	721852.40	112	721886.40	127	723296.50	222
721668.30	114	721786.20	117	721852.46	112	721887.46	120	723296.60	222
721668.40	114	721786.30	117	721853.30	112	721889.30	119	723306.25	221
721668.46	114	721786.40	117	721853.40	112	721889.40	119	723308.50	221



723310.25	221	723515.10	222	723890.100	226	726050.60	205	726118.30	217
723312.25	221	723515.25	222	723936.25	222	726056.10	208	726118.50	217
723321.10	222	723517.10	222	723936.50	222	726056.15	208	726118.60	217
723321.25	222	723517.25	222	723945.25	227	726056.25	208	726131.10	228
723321.30	222	723517.30	222	723945.50	227	726056.30	208	726131.25	228
723321.50	222	723549.10	222	724C226186	49	726056.50	208	726132.10	228
723321.60	222	723549.25	222	725801.25	207	726056.60	208	726132.25	228
723327.25	229	723549.30	222	725801.50	207	726058.10	213	726133.10	228
723341.25	222	723555.10	222	725802.30	207	726058.15	213	726133.25	228
723341.30	222	723555.25	222	725802.60	207	726058.25	213	726180.10	220, 224
723341.50	222	723555.50	222	725805.15	207	726058.30	213	726201.25	206
723341.60	222	723558.10	235	725805.30	207	726058.50	213	726201.50	206
723344.10	222	723558.25	235	725805.60	207	726058.60	213	726202.30	206
723344.25	222	723560.10	235	725806.30	207	726064.30	213	726202.60	206
723344.30	222	723560.25	235	725806.60	207	726064.60	213	726203.12	206
723344.50	222	723562.10	235	725807.30	207	726065.12	212	726205.15	206
723344.60	222	723562.25	235	725807.60	207	726065.25	212	726205.30	206
723346.10	235	723706.10	236	725810.25	210	726065.50	212	726205.60	206
723346.25	235	723706.25	236	725810.50	210	726066.25	212	726210.12	209
723348.10	235	723707.10	236	725811.30	210	726066.50	212	726210.25	209
723348.25	235	723707.25	236	725811.60	210	726067.25	212	726210.50	209
723349.10	235	723708.10	236	725812.25	210	726067.30	212	726211.30	209
723349.25	235	723708.25	236	725812.60	210	726067.50	212	726212.25	209
723356.25	222	723709.10	236	725813.30	210	726067.60	212	726212.50	209
723356.50	222	723709.25	236	725815.12	210	726080.10	217, 224	726212.60	209
723358.25	233	723710.10	236	725815.50	210	726081.10	205	726213.30	209
723358.50	233	723710.25	236	725820.15	210	726081.25	205	726215.12	209
723360.25	231	723711.10	236	725820.30	210	726081.30	205	726215.25	209
723360.50	231	723711.25	236	725820.60	210	726081.50	205	726215.50	209
723362.25	231	723712.10	236	725825.30	210	726081.60	205	726220.15	209
723362.50	231	723712.25	236	725825.60	210	726089.30	218	726220.30	209
723364.25	231	723713.10	236	725826.30	210	726089.50	218	726220.60	209
723364.50	231	723713.25	236	725826.60	210	726089.60	218	726225.30	209
723366.25	231	723714.10	236	725850.30	211	726090.30	218	726225.60	209
723366.50	231	723714.25	236	725850.60	211	726090.60	218	726226.30	209
723368.25	231	723730.25	234	726022.15	212	726091.25	218	726296.25	219
723368.50	231	723730.50	234	726022.25	212	726091.30	218	726296.30	219
723370.25	233	723732.25	234	726022.30	212	726091.50	218	726296.50	219
723370.50	233	723732.50	234	726022.50	212	726091.60	218	726296.60	219
723379.25	231	723790.1	235	726022.60	212	726095.30	218	726301.10	205
723379.50	231	723790.2	235	726024.10	205, 224	726095.60	218	726301.25	205
723381.25	233	723791.1	235	726024.20	205, 224	726096.30	218	726301.30	205
723381.50	233	723791.2	235	726025.20	205, 224	726096.60	218	726301.50	205
723382.10	224, 231	723792.1	235	726038.10	205	726099.25	208	726301.60	205
723383.10	224, 233	723792.2	235	726038.15	205	726099.30	208	726302.10	205
723384.25	233	723793.1	235	726038.25	205	726099.50	208	726302.15	205
723384.50	233	723793.2	235	726038.30	205	726099.60	208	726302.25	205
723387.25	233	723827.10	222	726038.60	205	726116.25	220	726302.30	205
723387.50	233	723827.25	222	726050.10	205	726116.30	220	726302.50	205
723409.50	229	723827.50	222	726050.15	205	726116.50	220	726302.60	205
723411.25	229	723830.10	222	726050.25	205	726116.60	220	726304.10	205
723501.10	235	723830.25	222	726050.30	205	726118.15	217	726304.25	205
723501.25	235	723830.50	222	726050.50	205	726118.25	217	726304.30	205



Index of catalogue numbers

Appendices

726304.50	205	726351.50	212	726545.25	213	726785.60	215	726871.25	216
726304.60	205	726351.60	212	726545.30	213	726786.30	215	726871.30	216
726313.10	208	726352.25	217	726548.30	219	726786.50	215	726871.50	216
726313.15	208	726352.30	217	726549.25	219	726787.25	215	726871.60	216
726313.25	208	726352.50	217	726549.30	219	726787.30	215	726874.30	216
726313.30	208	726352.60	217	726600.25	219	726787.50	215	726874.50	216
726313.50	208	726353.30	225	726600.30	219	726787.60	215	726874.60	216
726313.60	208	726354.30	225	726600.50	219	726789.25	215	726877.15	216
726314.15	208	726355.25	225	726600.60	219	726789.30	215	726877.30	216
726314.25	208	726356.30	225	726623.25	208	726802.25	205	726877.50	216
726314.30	208	726357.30	225	726623.30	208	726802.30	205	726877.60	216
726314.50	208	726358.30	225	726623.50	208	726802.50	205	726880.25	216
726314.60	208	726359.30	225	726623.60	208	726802.60	205	726880.30	216
726316.25	208	726360.30	225	726628.25	208	726805.25	205	726880.50	216
726316.30	208	726361.10	224, 225	726628.30	208	726805.30	205	726880.60	216
726316.50	208	726400.25	203	726628.50	208	726805.50	205	726911.25	208
726316.60	208	726400.50	203	726628.60	208	726805.60	205	726911.30	208
726318.10	213	726410.10	203, 224	726735.15	213	726807.25	208	726911.50	208
726318.15	213	726410.20	203, 224	726735.25	213	726807.30	208	726911.60	208
726318.25	213	726420.30	203	726735.30	213	726807.50	208	726916.10	208
726318.30	213	726420.60	203	726735.50	213	726807.60	208	726916.25	208
726318.50	213	726421.30	203	726742.25	212	726809.25	208	726916.30	208
726318.60	213	726440.30	203	726742.30	212	726809.30	208	726916.50	208
726320.25	213	726440.60	203	726742.50	212	726809.50	208	726926.10	205
726320.30	213	726441.30	203	726742.60	212	726809.60	208	726926.25	205
726320.50	213	726441.60	203	726744.25	212	726821.25	205	726926.30	205
726320.60	213	726442.30	203	726744.30	212	726821.30	205	726926.50	205
726321.25	219	726442.60	203	726744.50	212	726821.50	205	726929.25	213
726321.30	219	726443.30	203	726744.60	212	726821.60	205	726929.30	213
726321.50	219	726490.10	224	726747.10	212	726824.25	213	726929.50	213
726321.60	219	726519.25	205	726747.15	212	726824.30	213	726929.60	213
726323.10	205	726519.30	205	726747.25	212	726824.50	213	726931.10	205
726323.15	205	726521.10	205	726747.30	212	726824.60	213	726931.25	205
726323.25	205	726521.25	205	726755.30	212	726832.25	205	726931.30	205
726323.30	205	726521.30	205	726757.25	212	726834.12	205	726931.50	205
726323.50	205	726523.10	208	726757.30	212	726834.25	205	726934.15	208
726323.60	205	726523.25	208	726757.50	212	726834.50	205	726934.25	208
726325.15	208	726523.30	208	726757.60	212	726837.12	205	726934.30	208
726325.25	208	726525.10	208	726771.25	214	726837.25	205	726965.30	213
726325.30	208	726525.25	208	726771.30	214	726837.50	205	727400	52
726325.50	208	726525.30	208	726771.50	214	726839.50	205	727401	52
726325.60	208	726525.50	208	726771.60	214	726841.25	213	727402	52
726341.25	220	726525.60	208	726777.25	214	726841.50	213	727403	52
726341.30	220	726529.10	205	726777.30	214	726846.10	208, 224	727404	52
726341.50	220	726529.15	205	726777.60	214	726848.10	212, 224	727405	52
726341.60	220	726529.25	205	726780.30	214	726854.25	208	727406	52
726344.25	220	726529.30	205	726780.50	214	726857.25	208	727407	52
726344.30	220	726541.10	208	726780.60	214	726857.50	208	727420	52
726344.50	220	726541.15	208	726783.25	214	726860.25	208	727421	52
726345.30	220	726541.25	208	726784.25	215	726860.50	208	727422	52
726346.25	220	726541.30	208	726785.25	215	726863.25	208	727423	52
726351.25	212	726545.10	213	726785.30	215	726863.50	208	727450	52
726351.30	212	726545.15	213	726785.50	215	726871.15	216	727451	52



728025.20	128	728042.46	129	728543.46	128	729028	61	729228.400	61
728025.30	128	728043.20	129	728544.46	128	729028.400	61	729229	57
728025.40	128	728043.30	129	728545.20	128	729029	57	729229.400	57
728025.46	128	728043.40	129	728545.30	128	729029.400	57	729230	58
728026.20	128	728043.46	129	728545.40	128	729030	58	729230.400	58
728026.30	128	728044.20	129	728545.46	128	729030.400	58	729231	58
728026.40	128	728044.30	129	728546.30	128	729031	58	729231.400	58
728026.46	128	728044.40	129	728546.40	128	729031.400	58	729240	60
728027.46	128	728044.46	129	728550.30	128	729032	57	729240.400	60
728028.20	128	728045.46	129	728550.40	128	729032.400	57	729241	60
728028.30	128	728051.30	128	728552.46	128	729033	57	729241.400	60
728028.40	128	728051.40	128	728553.20	128	729033.400	57	729242	60
728028.46	128	728052.30	128	728553.30	128	729034	61	729242.400	60
728029.20	128	728052.40	128	728553.40	128	729036	58	729401	60
728029.30	128	728053.30	128	728553.46	128	729036.800	58	730001	16
728029.40	128	728053.40	128	729004	59	729037	58	730002	16
728029.46	128	728054.30	128	729004.400	59	729037.800	58	730003	16
728030.46	128	728054.40	128	729005	58	729039	61	730003.250	16
728031.20	128	728055.30	128	729005.400	58	729039.400	61	730003 G	16
728031.30	128	728055.40	128	729006	59	729040	60	730004	16
728031.40	128	728056.30	129	729006.400	59	729040.400	60	730004.250	16
728031.46	128	728056.40	129	729007	58	729041	60	730004 G	16
728032.20	128	728057.30	129	729007.400	58	729041.400	60	730005	16
728032.30	128	728057.40	129	729008	58	729042	60	730005.250	16
728032.40	128	728401.30	129	729008.800	58	729042.400	60	730005 G	16
728032.46	128	728401.40	129	729009	58	729100	63	730007	26
728033.46	128	728403.20	129	729009.800	58	729101	63	730008	16
728034.20	128	728403.30	129	729010	60	729102	63	730009	16
728034.30	128	728403.40	129	729011	60	729204	59	730010	15
728034.40	128	728403.46	129	729012	60	729204.400	59	730011	15
728034.46	128	728404.46	129	729012.400	60	729205	58	730011ASP	43
728035.20	128	728405.20	129	729013	60	729205.400	58	730012	15
728035.30	128	728405.30	129	729013.400	60	729206	59	730012 G	15
728035.40	128	728405.40	129	729014	58	729206.400	59	730013	15
728035.46	128	728405.46	129	729015	58	729207	58	730013.250	15
728036.46	128	728410.30	129	729018	61	729207.400	58	730013ASP	43
728037.20	128	728410.40	129	729018.400	61	729212	60	730013 G	15
728037.30	128	728412.20	129	729019	61	729212.400	60	730014	15
728037.40	128	728412.30	129	729019.400	61	729213	60	730014.250	15
728037.46	128	728412.40	129	729020	57	729213.400	60	730014 G	15
728038.20	128	728412.46	129	729020.400	57	729218	61	730015	15
728038.30	128	728413.46	129	729021	57	729218.400	61	730015.250	15
728038.40	128	728414.20	129	729021.400	57	729219	61	730015ASP	43
728038.46	128	728414.30	129	729022	57	729219.400	61	730015 G	15
728039.46	128	728414.40	129	729022.800	57	729220	57	730016	15
728040.20	129	728414.46	129	729023	57	729220.400	57	730017	25
728040.30	129	728540.20	128	729023.800	57	729221	57	730018	15
728040.40	129	728540.30	128	729024	59	729221.400	57	730020	25
728040.46	129	728540.40	128	729025	59	729226	59	730020 G	25
728041.20	129	728540.46	128	729026	59	729226.400	59	730021	18
728041.30	129	728543.20	128	729026.400	59	729227	59	730022	18
728041.40	129	728543.30	128	729027	59	729227.400	59	730023	18
728041.46	129	728543.40	128	729027.400	59	729228	61	730024	18



Index of catalogue numbers

Appendices

730024 G	18	730108	14	730176	40	730298	17	730446	25
730026	42	730108.250	14	730177	40	730298 G	17	730447	25
730028	16	730108 G	14	730178	40	730299	17	730452	25
730031	22	730109	38	730179	41	730299 G	17	730453	25
730033	22	730110	7	730180	22	730300	17	730455	25
730033.250	22	730111	14	730180 G	22	730300 G	17	730457	26
730033 G	22	730111.AOX	34	730183	41	730301	17	730458	33
730034	42	730111 G	14	730183.12	41	730302	17	730460	27
730041	23	730112	35	730184	41	730310	30	730462	27
730043	23	730117	14	730184.12	41	730315	33	730464	27
730051	23	730118	14	730185	41	730322	29	730466	25
730053	23	730118 G	14	730187	41	730323	29	730467	25
730053 G	23	730119	14	730188	41	730344.30	30	730473	24
730061	21	730119.AOX	34	730189.1	41	730350	42	730474	42
730063	21	730126	26	730189.12	41	730351	42	730475	42
730070	24	730127	26	730191	42	730355	42	730482	27
730070 G	24	730130	16	730192	42	730356	42	730483	27
730071	24	730132	37	730194	41	730360	40	730484	27
730071ASP	43	730132.250	37	730197	7	730365	40	730487	55
730072	24	730134	18	730199	7	730366	41	730487 G	55
730073	24	730135	35	730205	7	730376.30	30	730489	55
730073.250	24	730135.250	35	730206	7	730377	30	730490	7
730073ASP	43	730135 G	35	730207	7	730378	30	730491	7
730073 G	24	730139	25	730208	7	730380	42	730492	7
730075	24	730139 G	25	730209	7	730381	42	730493	7
730075.250	24	730141	15	730212	28	730382	42	730494	7
730075ASP	43	730143	21	730214	24	730384	26	730495	7
730075 G	24	730149	38	730214 G	24	730385	42	730501	55
730076	28	730149.250	38	730217	24	730386	41	730502	55
730077	28	730149 G	38	730221	19	730387	41	730505	55
730077.250	28	730150	40	730223	39	730388	42	730506	55
730078	29	730151	40	730225	19	730389	42	730507	55
730079	29	730152	41	730227	19	730396	30	730508	55
730079.250	29	730153	41	730230	42	730400	16	730509	55
730081	26	730154	41	730233	41	730402	16	730533	38
730082	26	730157	41	730238	26	730403	16	730561	39
730082.250	26	730158	42	730243	41	730404	15	730562	39
730082 G	26	730159	42	730249	36	730405	15	730563	41
730083	21	730160	42	730249.250	36	730406	24	730564	41
730084	21	730161	42	730249 G	36	730409	19	730566	42
730085	37	730162	42	730250	25	730410	19	730585	55
730085.250	37	730163	42	730259	15	730411	21	730586	55
730085 G	37	730164	42	730261	16	730413	22	730601	18
730100	42	730166	34	730269	15	730417	23	730602	16
730101	42	730166 G	34	730275	28	730418	23	730603	22
730102	42	730168	31	730280	14	730420	21	730605	23
730103	42	730168.250	31	730290	7	730421	21	730606	21
730104	42	730169	19	730294	17	730425	28	730607	21
730105	42	730171	42	730295	17	730426	29	730608	24
730106	41	730172	42	730296	17	730429	25	730609	28
730107	24	730173	40	730296 G	17	730442	20	730610	29
730107.250	24	730174	40	730297	17	730443	20	730611	15
730107 G	24	730175	40	730297 G	17	730444	20	730612	16



730613	15	730751	13	730834	49	730974	39	732002	16
730614	21	730752	13	730835	48	730975	39	732012	15
730615	14	730753	13	730836	48	731730	17	732013	15
730616	34	730753 G	13	730837	48	731731	17	732019	42
730618	35	730754	13	730838	48	731732	17	732020	42
730618 G	35	730754.250	13	730855	50	731740	19	732023	18
730619	38	730755	13	730856	50	731741	19	732033	22
730620	35	730755.250	13	730857	50	731801	16	732053	23
730620 G	35	730755 G	13	730858	50	731802	16	732072	24
730622	26	730756	13	730869	51	731803	16	732073	24
730626	22	730757	13	730870	51	731804	15	732083	28
730626 G	22	730758	13	730871	51	731805	15	732088	29
730628	17	730759	13	730872	51	731806	15	732091	25
730629	27	730765	30	730873	51	731808	18	732108	14
730630	27	730767	50	730874	51	731813	22	732130	11
730631	20	730768	50	730880	50	731828	24	732131	11
730640	25	730779	51	730881	50	731829	24	732132	11
730641	25	730781	51	730884	50	731830	24	732168	31
730642	25	730783	51	730885	50	731831	28	732205	25
730651	19	730784	48	730886	50	731832	28	732210	25
730652	19	730786	51	730887	50	731833	28	732295	17
730653	39	730787	51	730888	50	731834	29	732472	13
730653.20	39	730793	51	730890	50	731835	29	732482	27
730660	26	730794	51	730891	50	731836	29	732500	42
730661	13	730798	49	730892	50	731839	14	732501	42
730663	11	730801	49	730895	49	731840	14	732681	32
730666	50	730805	49	730896	49	731841	14	733056.50	236
730667	50	730806	49	730897	49	731844	25	733110.25	226
730680	32	730807	49	730898	49	731845	25	733110.50	226
730681	31	730808	49	730899	49	731848	26	733111.10	224, 226
730682	31	730809	49	730915	50	731849	26	733299.25	226
730683	32	730810	48	730920	51	731851	26	733299.50	226
730684	31	730811	48	730921	51	731852	31	733302.25	236
730685	32	730812	51	730922	51	731853	31	733323.25	236
730686	32	730813	48	730925	49	731854	31	733323.50	236
730690	30	730814	48	730927	49	731860	30	733442.50	226
730692	30	730815	48	730931	11	731861	30	733551.25	226
730693	30	730816	48	730931.250	11	731862	30	735111	74
730710	53	730817	48	730934	11	731863	30	735113	74
730712	53	730818	49	730935	11	731865	30	735114	74
730714	53	730819	49	730936	11	731866	30	735116	74
730716	53	730820	49	730936 G	11	731867	30	735117	74
730718	53	730821	49	730937	11	731868	30	735119	74
730720	53	730822	49	730938	11	731870	30	735120	74
730722	53	730823	49	730938.250	11	731871	30	735121	74
730724	53	730824	49	730938 G	11	731875	30	735123	74
730730	53	730825	49	730939	11	731877	30	735124	74
730732	53	730826	49	730940	11	731883	7	735125	74
730734	53	730827	49	730941	11	731884	7	735126	74
730736	53	730828	49	730970	39	731885	7	735139	74
730738	53	730829	49	730971	39	731886	7	735308.1	74
730740	53	730831	49	730972	39	731887	7	735408	74
730742	53	730833	49	730973	39	731888	7	735434.1	74



Index of catalogue numbers

Appendices

735911	74	738680.100M	32	760079.46	94	760201.46	99	760406.20	97
735913	74	738770.M	63	760080.20	95	760202.20	99	760406.30	97
735920	74	738771.M	63	760080.30	95	760202.30	99	760406.40	97
736400.40	141	738772.M	63	760080.40	95	760202.40	99	760406.46	97
736596.40	141	760001.20	106	760080.46	95	760202.46	99	760410.20	97
736597.100	141	760001.30	106	760081.20	95	760203.20	99	760410.30	97
736598	141	760001.40	106	760081.30	95	760203.30	99	760410.40	97
736599.100	141	760001.46	106	760081.40	95	760203.40	99	760410.46	97
736601	141	760002.20	106	760081.46	95	760203.46	99	760412.20	97
736602.100	141	760002.30	106	760082.20	95	760260.20	99	760412.30	97
738001.025M	16	760002.40	106	760082.30	95	760260.30	99	760412.40	97
738001.100M	16	760002.46	106	760082.40	95	760260.40	99	760412.46	97
738011.025M	15	760004.20	106	760082.46	95	760260.46	99	760413.20	97
738011.050M	15	760004.30	106	760083.20	95	760261.20	99	760413.30	97
738011.100M	15	760004.40	106	760083.30	95	760261.30	99	760413.40	97
738021.100M	18	760004.46	106	760083.40	95	760261.40	99	760413.46	97
738031.100M	22	760007.40	107	760083.46	95	760261.46	99	760414.20	97
738051.100M	23	760007.46	107	760100.20	95	760262.20	99	760414.30	97
738071.100M	24	760008.46	106	760100.30	95	760262.30	99	760414.40	97
738101.100M	29	760012.46	107	760100.40	95	760262.40	99	760414.46	97
738111.100M	14	760050.20	106	760100.46	95	760262.46	99	760700.20	106
738131.150M	55	760050.30	106	760101.20	95	760263.20	99	760700.30	106
738141.100M	28	760050.40	106	760101.30	95	760263.30	99	760700.40	106
738161.100M	31	760050.46	106	760101.40	95	760263.40	99	760700.46	106
738251.100M	25	760051.20	106	760101.46	95	760263.46	99	760701.20	106
738252.100M	25	760051.30	106	760102.20	95	760271.20	99	760701.30	106
738253.100M	25	760051.40	106	760102.30	95	760271.30	99	760701.40	106
738294.100M	17	760051.46	106	760102.40	95	760271.40	99	760701.46	106
738520.025M	13	760052.20	106	760102.46	95	760271.46	99	760702.46	106
738520.050M	13	760052.30	106	760103.20	95	760272.20	99	760703.20	106
738520.100M	13	760052.40	106	760103.30	95	760272.30	99	760703.30	106
738530.025M	11	760052.46	106	760103.40	95	760272.40	99	760703.40	106
738530.050M	11	760053.46	106	760103.46	95	760272.46	99	760703.46	106
738530.100M	11	760060.20	106	760150.40	103	760400.20	97	760750.20	95
738630.M	45	760060.30	106	760150.46	103	760400.30	97	760750.30	95
738630.M	63	760060.40	106	760151.40	103	760400.40	97	760750.40	95
738637	45	760060.46	106	760151.46	103	760400.46	97	760750.46	95
738638	45	760061.46	106	760152.40	103	760402.20	97	760751.20	95
738639.M	45	760062.20	106	760152.46	103	760402.30	97	760751.30	95
738645	45	760062.30	106	760153.40	103	760402.40	97	760751.40	95
738650	45	760062.40	106	760153.46	103	760402.46	97	760751.46	95
738651	45	760062.46	106	760154.46	103	760403.20	97	760752.20	95
738652	45	760063.20	106	760156.40	103	760403.30	97	760752.30	95
738655.2M	63	760063.30	106	760156.46	103	760403.40	97	760752.40	95
738655.M	63	760063.40	106	760157.30	103	760403.46	97	760752.46	95
738656.M	63	760063.46	106	760159.20	103	760404.20	97	760753.20	95
738657.M	63	760078.20	94	760200.20	99	760404.30	97	760753.30	95
738658.M	63	760078.30	94	760200.30	99	760404.40	97	760753.40	95
738659.M	63	760078.40	94	760200.40	99	760404.46	97	760753.46	95
738660.M	63	760078.46	94	760200.46	99	760405.20	97	760755.20	95
738661.M	63	760079.20	94	760201.20	99	760405.30	97	760755.30	95
738662.M	63	760079.30	94	760201.30	99	760405.40	97	760755.40	95
738663.M	63	760079.40	94	760201.40	99	760405.46	97	760755.46	95



760756.20	95	761005.30	106	761315.46	97	761554.40	101	762003.210	151
760756.30	95	761005.30	106	761317.20	97	761554.46	101	762007.100	151
760756.40	95	761005.30	106	761317.30	97	761556.20	101	762010.100	151
760756.46	95	761005.40	106	761317.40	97	761556.30	101	762010.210	151
760800.20	101	761005.40	106	761317.46	97	761556.40	101	762010.320	151
760800.30	101	761005.40	106	761350.20	106	761556.46	101	762010.400	151
760800.40	101	761005.40	106	761350.30	106	761557.30	101	762010.500	151
760800.46	101	761006.46	106	761350.40	106	761557.40	101	762011.100	151
760801.20	101	761007.40	107	761350.46	106	761558.46	101	762011.210	151
760801.30	101	761012.30	106	761380.46	106	761701.20	106	762022.100	151
760801.40	101	761012.40	106	761400.20	106	761701.30	106	762022.160	151
760801.46	101	761015.20	106	761400.30	106	761701.40	106	762022.210	151
760802.20	101	761015.30	106	761400.40	106	761701.46	106	762022.320	151
760802.30	101	761015.40	106	761400.46	106	761702.46	106	762022.400	151
760802.40	101	761015.46	106	761419.40	103	761703.20	106	762022.500	151
760802.46	101	761016.46	106	761420.40	103	761703.30	106	762022.80	151
760803.20	101	761017.20	106	761421.40	103	761703.40	106	762047.100	151
760803.30	101	761017.30	106	761421.46	103	761703.46	106	762047.210	151
760803.40	101	761017.40	106	761422.40	103	761704.30	106	762047.400	151
760803.46	101	761017.46	106	761422.46	103	761704.40	106	762048.100	151
760805.20	101	761029.46	107	761423.40	103	761751.20	95	762048.210	151
760805.30	101	761030.46	107	761423.46	103	761751.30	95	762057.400	151
760805.40	101	761050.46	107	761424.40	103	761751.40	95	762057.500	151
760805.46	101	761051.40	107	761424.46	103	761751.46	95	762062.100	151
760806.20	101	761051.46	107	761430.30	103	761752.46	95	762062.160	151
760806.30	101	761053.40	107	761430.40	103	761753.20	95	762062.210	151
760806.40	101	761055.40	107	761452.20	95	761753.30	95	762062.320	151
760806.46	101	761100.30	106	761452.30	95	761753.40	95	762062.80	151
760807.20	101	761100.40	106	761452.40	95	761753.46	95	762068.100	151
760807.30	101	761124.30	95	761452.46	95	761754.30	95	762072.100	151
760807.40	101	761124.40	95	761453.20	95	761754.40	95	762072.210	151
760807.46	101	761125.30	95	761453.30	95	761800.30	99	762103.100	150
760808.20	101	761125.40	95	761453.40	95	761800.40	99	762103.210	150
760808.30	101	761300.30	97	761453.46	95	761802.20	99	762113.100	150
760808.40	101	761300.40	97	761454.46	95	761802.30	99	762113.160	150
760808.46	101	761304.20	97	761500.20	95	761802.40	99	762113.210	150
760821.20	101	761304.30	97	761500.30	95	761802.46	99	762113.320	150
760821.30	101	761304.40	97	761500.40	95	761803.20	99	762113.400	150
760821.40	101	761304.46	97	761500.46	95	761803.30	99	762113.80	150
760821.46	101	761305.46	97	761501.20	95	761803.40	99	762250.400	150
760822.20	101	761307.20	97	761501.30	95	761803.46	99	762272.100	150
760822.30	101	761307.30	97	761501.40	95	761850.20	99	762272.160	150
760822.40	101	761307.40	97	761501.46	95	761850.30	99	762272.210	150
760822.46	101	761307.46	97	761504.46	95	761850.40	99	762272.320	150
761003.20	106	761310.30	97	761550.30	101	761850.46	99	762272.400	150
761003.30	106	761310.40	97	761550.40	101	761851.46	99	762272.80	150
761003.40	106	761314.20	97	761552.20	101	761852.20	99	762372.100	150
761003.46	106	761314.30	97	761552.30	101	761852.30	99	762372.210	150
761004.20	106	761314.40	97	761552.40	101	761852.40	99	762373.100	150
761004.30	106	761314.46	97	761552.46	101	761852.46	99	762373.160	150
761004.40	106	761315.20	97	761553.46	101	761854.30	99	762373.210	150
761004.46	106	761315.30	97	761554.20	101	761854.40	99	762373.320	150
761005.30	106	761315.40	97	761554.30	101	762003.100	151	762373.400	150



Index of catalogue numbers

Appendices

762373.80	150	806023	190	810054	190	814000	192	815030.1	166
762403.100	150	807011	185	810063	189	814001	192	815030.25	166
762403.160	150	807013	185	810073	189	814002	192	815030.5	166
762403.210	150	807021	185	810074	189	814003	192	815050.1	167
762403.320	150	807023	185	810076	190	814011	192	815050.25	167
762403.400	150	807033	185	811011	179	814012	192	815050.5	167
762403.80	150	808011	186	811012	179	814013	192	815060.1	167
762404.210	150	808012	186	811013	179	814019	194	815060.25	167
801011	186	808013	186	811021	179	814021	194	815060.5	167
801012	186	808021	186	811022	179	814022	194	815070.1	167
801013	186	808022	186	811023	179	814023	194	815300.1	166
801022	186	808023	186	811032	177	814024	194	815300.25	166
801023	186	808032	186	811042	177	814025	194	815300.5	166
801033	187	808033	186	811050	190	814026	194	815310.1	166
801052	187	808042	186	811051	190	814027	194	815310.25	166
801053	187	808043	186	811052	180	814028	194	815310.5	166
801054	187	808053	186	811054	180	814029	192	815320.1	166
801062	187	808063	186	811055	188	814030	194	815320.25	166
801063	187	808072	186	811056	188	814100	192	815320.5	166
801064	187	808073	186	811057	188	814101	194	815330.1	166
801072	187	808082	186	811058	188	814102	194	815330.25	166
801073	187	808083	186	811059	188	814103	194	815330.5	166
801074	187	808113	187	811062	180	814104	194	815340.1	166
801084	187	808123	187	811064	180	814200	193	815340.5	166
801112	186	809011	176	811071	181	814201	193	815350.1	166
801113	186	809012	176	811072	181	814202	193	815350.25	166
801122	186	809013	176	811073	181	814203	194	815350.5	166
801123	186	809017	176	811074	181	814204	193	815360.1	166
802012	185	809017.200	176	811075	181	814205	193	815360.25	166
802013	185	809020	176	811080	181	814206	194	815360.5	166
802021	185	809021	176	811081	181	814300	193	815380.1	166
802022	185	809022	176	811082	181	814301	193	815380.25	166
802023	185	809023	176	811101	179	814302	194	815380.5	166
803012	188	809027	176	811103	179	814400	193	815381.1	166
803013	188	809027.200	176	811109	183	814401	194	815381.25	166
803022	188	809028.100	176	811111	183	814402	194	815381.5	166
803023	188	809033	189	811112	183	814403	194	815390.1	166
804012	177	809043	189	811115	182	814404	194	815390.25	166
804013	177	809051	176	811116	182	814405	193	815390.5	166
804022	177	809053	176	811120	184	814406	193	815400.1	166
804023	177	809061	176	811121	184	814407	193	815400.25	166
805012	176	809063	176	812003	176	814500	193	815400.5	166
805013	176	809073	176	812004	176	814919	194	815410.1	166
805014	176	809083	176	812005	176	814920	194	815430.1	166
805017	176	809121	176	812005.200	176	814921	194	815510.1	167
805021	176	809122	176	812006	176	814922	194	815510.5	167
805022	176	809123	176	812007	176	814923	194	815520.1	167
805023	176	810012	177	812008	176	815010.1	166	815520.5	167
805024	176	810013	177	812010	179	815010.25	166	815530.1	167
805032	176	810022	177	812011	179	815010.5	166	815530.5	167
805901	176	810023	177	812012	179	815020.1	166	815540.1	167
805902	176	810043	190	812013	179	815020.25	166	815540.5	167
806013	190	810053	190	812014	179	815020.5	166	815550.1	167



815550.5	167	816270.1	196	817002	191	818145	181	821010.200	175
815560.1	167	816270.5	196	817003	191	818146	181	821015	175
815560.5	167	816300.1	196	817004	191	818147	181	821020	175
815600.1	167	816300.5	196	817005	191	818152	181	821025	175
815600.5	167	816310.1	195	817006	191	818153	186	821030	175
815610.1	167	816310.5	195	817007	191	818154	186	821040	175
815620.1	167	816320.1	195	817008	191	818155	186	821040.200	175
815620.5	167	816320.5	195	818013	185	818156	186	821050	175
815650.1	166	816330.1	195	818023	185	818157	186	821060	175
815650.25	166	816330.5	195	818024	185	818160	176	821100	178
815650.5	166	816340.1	195	818030.20	176	818161	176	821110	178
815710.1	167	816340.5	195	818032	176	818162	176	821120	178
815710.5	167	816380.1	195	818033	176	818163	176	821130	178
816010.1	195	816380.5	195	818129	176	818170	181	821140	178
816010.5	195	816400.1	195	818130.20	176	818171	181	821150	178
816020.1	195	816400.5	195	818131	176	818180	184		
816020.5	195	816410.1	195	818132	176	818181	184		
816030.1	195	816410.5	195	818133	176	818182	183		
816030.5	195	816610.1	196	818140	179	818183	183		
816250.1	196	816620.1	196	818141	179	818184	182		
816250.5	196	816710.01	196	818142	179	818185	182		
816260.1	196	816720.01	196	818143	179	821005	175		
816260.5	196	817001	191	818144	181	821010	175		



MACHERY-NAGEL trademarks

ALUGRAM	coated aluminium sheets for TLC
CHROMABOND	columns for solid phase extraction (SPE)
CHROMAFIL	syringe filters (membrane filters)
CHROMAFIX	cartridges for solid phase extraction (SPE)
ChromCart	cartridge system for HPLC
LIPODEX	fused silica capillaries with cyclodextrin phases for GC enantiomer separation
NUCLEODUR	spherical high purity silica for HPLC
NUCLEOGEL	HPLC polymer-based columns
NUCLEOGEN	HPLC ion-exchange columns for nucleic acid analysis
NUCLEOSIL	spherical standard silica for HPLC
OPTIMA	high performance fused silica capillary columns with immobilised phases
PERMABOND	fused silica capillaries with immobilised phases
POLYGOSIL	irregular silica for HPLC
POLYGRAM	coated polyester sheets for TLC

Trademarks of other companies

Registered trademarks (®)

Accubond	Agilent Technologies Inc. (USA)	Microlab	Hamilton Co. (USA)
Acquity	Waters Corp. (USA)	MultiProbe	PerkinElmer Inc. (USA)
Alliance	Waters Corp. (USA)	O ₂ -free	Air Liquide S.A. (France)
Aqua	Phenomenex Inc. (USA)	Oasis	Waters Corp. (USA)
AR-Glas	Schott AG (Germany)	Oxisorb	Messer Group GmbH (Germany)
Atlantis	Waters Corp. (USA)	Plexiglas	Röhm GmbH (Germany)
AutoTrace	Caliper Life Sciences Inc. (USA)	Purospher	Merck KGaA (Germany)
AVICEL	FMC Corp. (USA)	Pyrex	Corning Inc. (USA)
Biomex	Beckman Coulter Inc. (USA)	Quadra 3	Tomtec Inc. (USA)
Biotage	Biotage AB (Sweden)	RapidTrace	Caliper Life Sciences Inc. (USA)
Bond Elut	Varian Inc. (USA)	Rtx	Restek Corp. (USA)
Celite	Manville Corp. (USA)	Sep-Pak	Waters Corp. (USA)
Cheminert	Valco Instruments Co. Inc. / VICI AG	Sepharose	Pharmacia Biotech AB (Sweden)
ChiralCel	Daicel Chemical Industries Ltd. (Japan)	Spherisorb	Waters Corp. (USA)
ChiralPak	Daicel Chemical Industries Ltd. (Japan)	Stabilwax	Restek Corp. (USA)
Clean Screen	UCT United Chemical Technologies Inc. (USA)	Styre Screen	UCT United Chemical Technologies Inc. (USA)
Companion	Teledyne Isco Inc. (USA)	Superspher	Merck KGaA (Germany)
Discovery	Sigma-Aldrich Co. (USA)	Swagelok	Crawford Fitting Co. (USA)
Duran	Schott AG (Germany)	Symmetry	Waters Corp. (USA)
Eurocel	Knauer GmbH (Germany)	Teflon	E. I. du Pont de Nemours & Co. (USA)
Fiolax	Schott AG (Germany)	Tefzel	E. I. du Pont de Nemours & Co. (USA)
Florisil	U.S. Silica Co.	Vespel	E. I. du Pont de Nemours & Co. (USA)
Hypersil	Thermo Fisher Scientific Inc. (USA)	VICI	Valco Instruments Co. Inc. / VICI AG
HyPurity	Thermo Fisher Scientific Inc. (USA)	Viton	DuPont Performance Elastomers (USA)
Inertsil	GL Sciences (Japan)	Xterra	Waters Corp. (USA)
Isco	Teledyne Isco Inc. (USA)	YMC	YMC Co. Ltd. (Japan)
Isolute	Biotage AB (Sweden)	Zorbax	Agilent Technologies Inc. (USA)
Kromasil	Eka Chemicals AB (Sweden)	Zymark	Caliper Life Sciences Inc. (USA)
LiChrolut	Merck KGaA (Germany)	Zymate	Caliper Life Sciences Inc. (USA)
LiChrospher	Merck KGaA (Germany)		
Luna	Phenomenex Inc. (USA)		



Common law trademarks (™)

AmyCoat	Eka Chemicals AB (Sweden)	Genesis	Tecan Group AG
ASPEC	Gilson Inc. (USA)	Nukol	Sigma-Aldrich Co. (USA)
AT	Alltech Associates Inc. (USA)	PEEK	Victrex plc. (UK)
Bakerbond	Mallinckrodt Baker Inc. (USA)	Porapak	Waters Corp. (USA)
Benchmate	Zymark Corp. (USA)	SPB	Sigma-Aldrich Co. (USA)
Carbowax	Union Carbide Corp. (USA)	Strata	Phenomenex Inc. (USA)
CelluCoat	Eka Chemicals AB (Sweden)	Supelcosil	Sigma-Aldrich Co. (USA)
DB	J&W Scientific Inc. (USA)	Supelcowax	Sigma-Aldrich Co. (USA)
Equity	Sigma-Aldrich Co. (USA)	SymmetryShield	Waters Corp. (USA)
FlashMaster	Biotage AB (Sweden)	Synergi	Phenomenex Inc. (USA)
Flash 12i	Biotage AB (Sweden)	TPX	Mitsui Chemicals Ltd. (Japan)
Focus	Varian Inc. (USA)	WISP	Waters Corp. (USA)

Disclaimer

All used names and denotations can be brands, trademarks or registered labels of their respective owner – also if they do not have a special denotation. To mention products and brands is only a kind of information, i.e. it does not offend against trademarks and brands and can not be seen as a kind of recommendation or assessment.

Liability

MACHEREY-NAGEL products are intended for general laboratory use only. They are not suited for clinical use (diagnostic, therapeutic or prognostic). MACHEREY-NAGEL does not assume any responsibility for damages due to improper application of our products or due to application of our products in other fields of application. The user has to ensure that the products used are suitable for the planned applications. We do not warrant the reproducibility of published applications.

Application on the human body is strictly forbidden. The user is liable of all damages resulting from such application.

MACHEREY-NAGEL products are suited for qualified personnel only.



Appendices



Appendices



Appendices